

Main benefits

recipients (Graph 1)

↑ **327** increase

when comparing 25 October (392,211) with 18 October (391,884).

Main benefits

cancels into work (Graph 5)

↓ **147** decrease

when comparing 25 October (1,779) with 18 October (1,926).

Jobseeker Support

recipients (Graphs 6 and 7)

↓ **30** decrease

when comparing 25 October (204,360) with 18 October (204,390).

↳ **36** decrease
Work-Ready

↳ **6** increase
Health Condition or Disability

Jobseeker Support

Student Hardship

recipients

↑ **321** increase

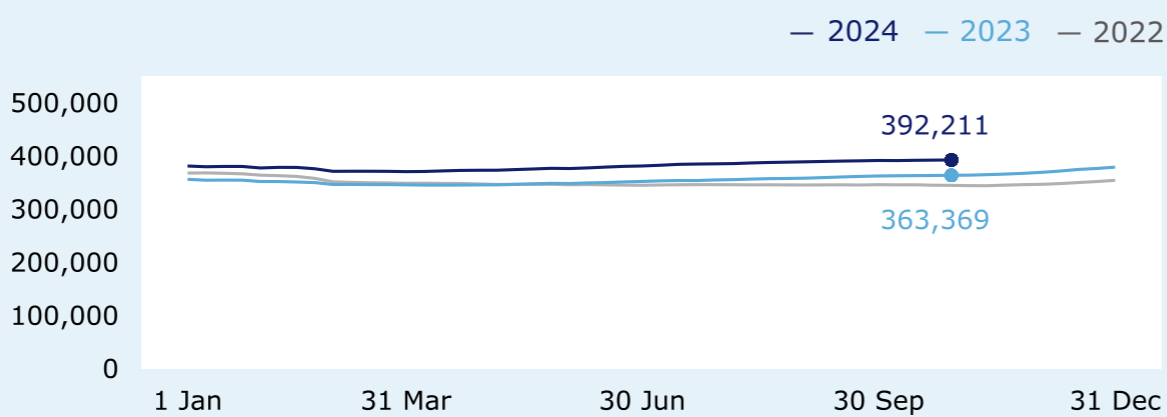
when comparing 25 October (1,359) with 18 October (1,038).

For the full set of data and supporting information please go to:

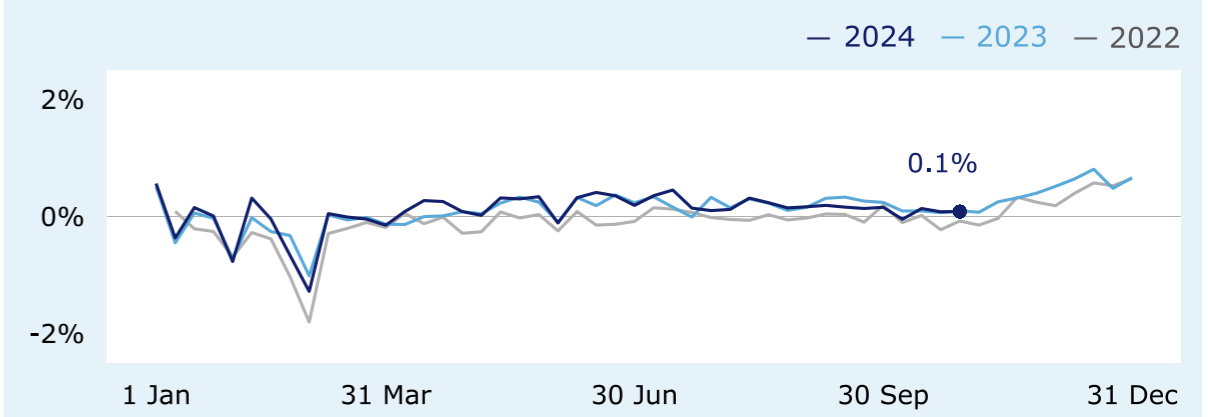
www.msd.govt.nz/about-msd-and-our-work/publications-resources/statistics/weekly-reporting/

Main benefits

1 Main benefits – number of recipients

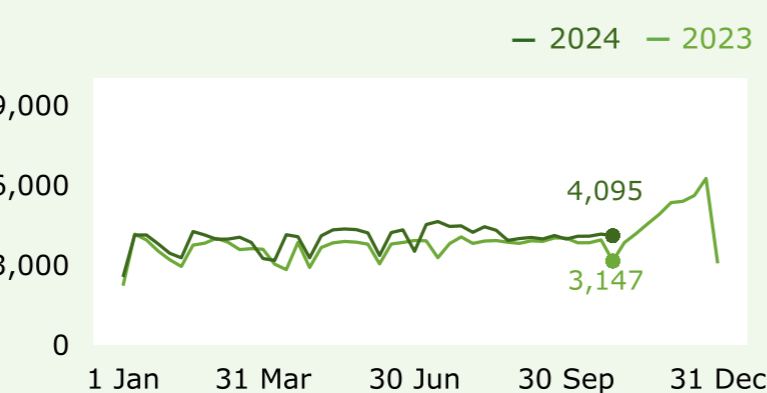


2 Main benefits – weekly percentage change

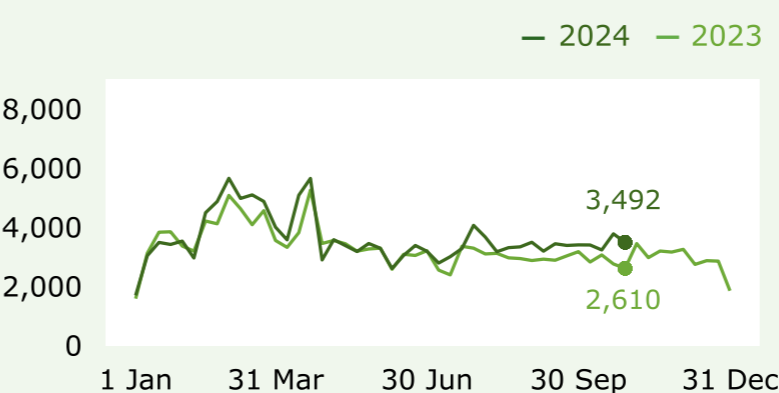


Grants and cancellations

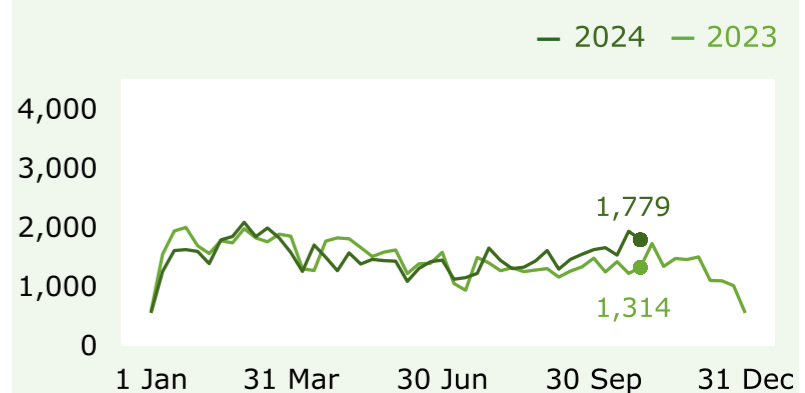
3 Main benefits – grants during each week



4 Main benefits – total cancels during each week

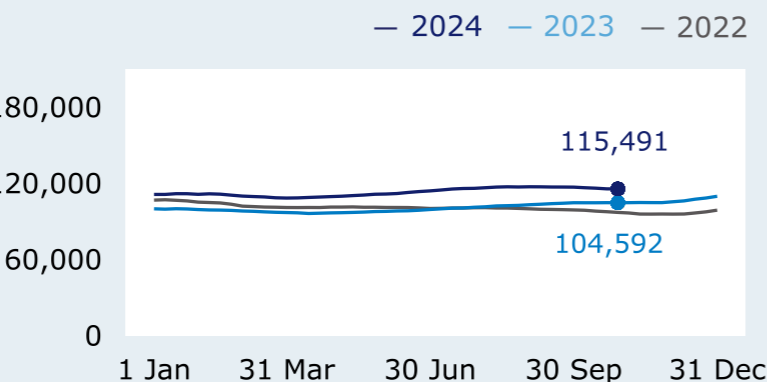


5 Main benefits – cancels into work during each week

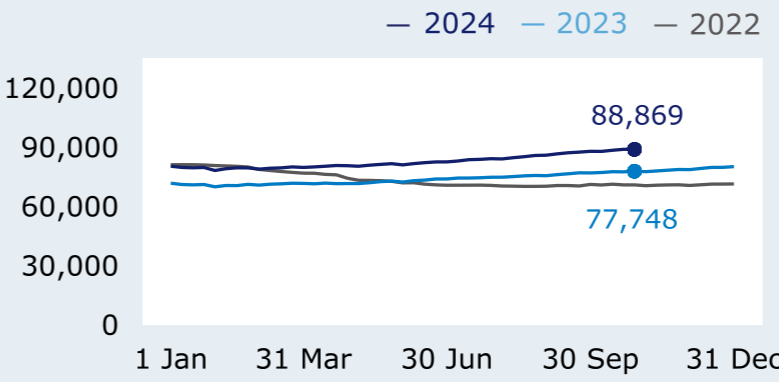


Jobseeker Support

6 Jobseeker Support – Work Ready – number of recipients



7 Jobseeker Support – Health Condition or Disability – number of recipients



Hardship assistance

8 Food Special Needs Grants – grants during each week

