

Main benefits recipients (Graph 1)

↑ **315** increase

when comparing 18 October (391,884) with 11 October (391,569).

Main benefits cancels into work (Graph 5)

↑ **405** increase

when comparing 18 October (1,926) with 11 October (1,521).

Jobseeker Support recipients (Graphs 6 and 7)

↓ **54** decrease

when comparing 18 October (204,390) with 11 October (204,444).

↳ **531** decrease
Work-Ready

↳ **480** increase
Health Condition or Disability

Jobseeker Support Student Hardship recipients

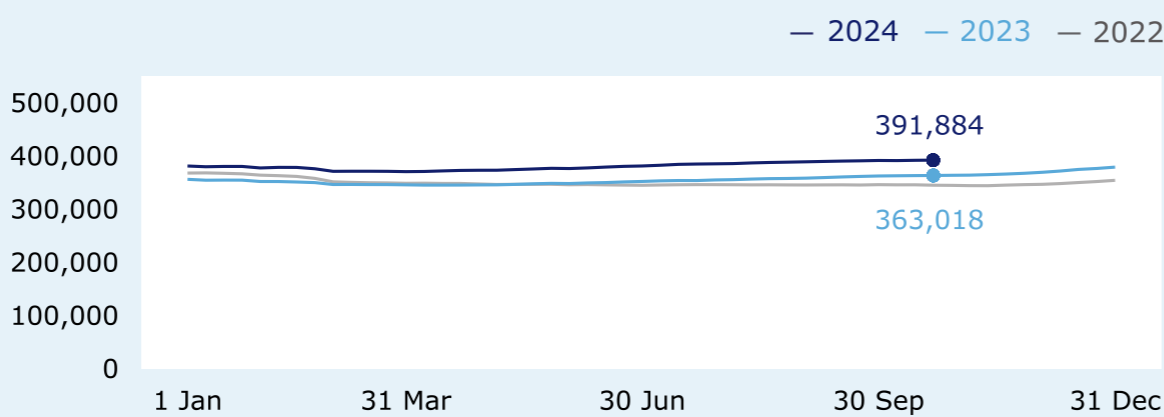
↑ **351** increase

when comparing 18 October (1,038) with 11 October (687).

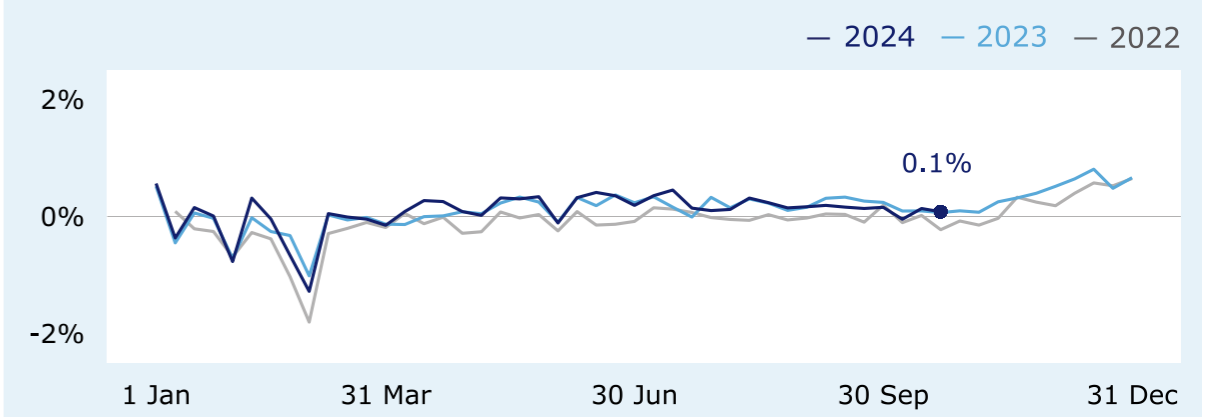
For the full set of data and supporting information please go to:
www.msd.govt.nz/about-msd-and-our-work/publications-resources/statistics/weekly-reporting/

Main benefits

1 Main benefits – number of recipients

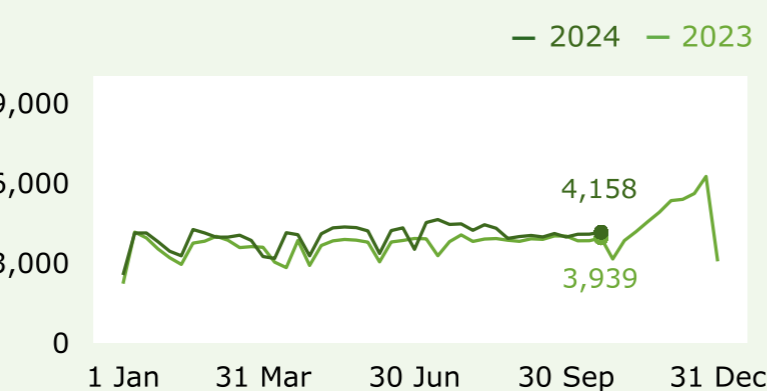


2 Main benefits – weekly percentage change

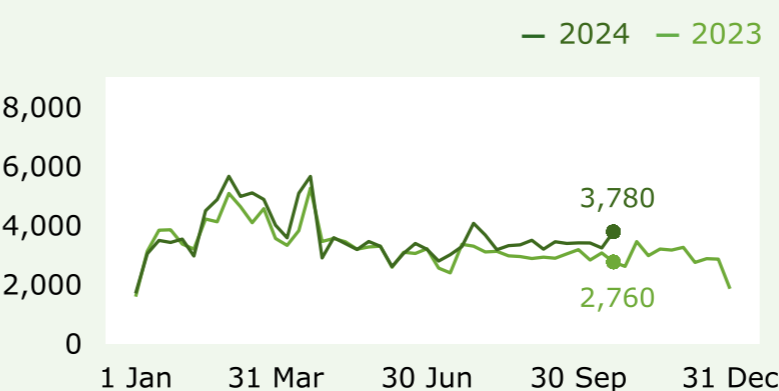


Grants and cancellations

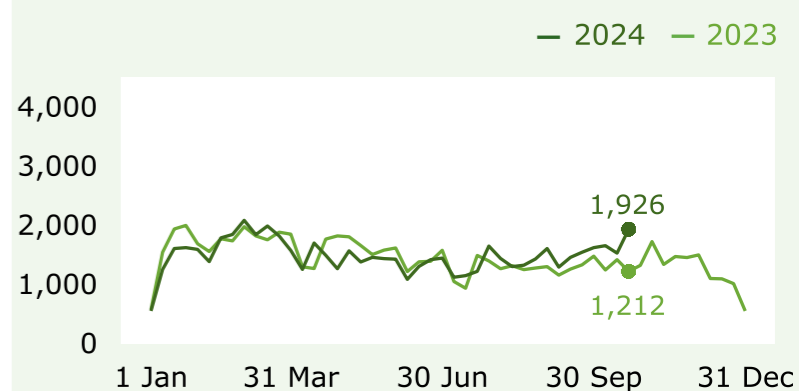
3 Main benefits – grants during each week



4 Main benefits – total cancels during each week

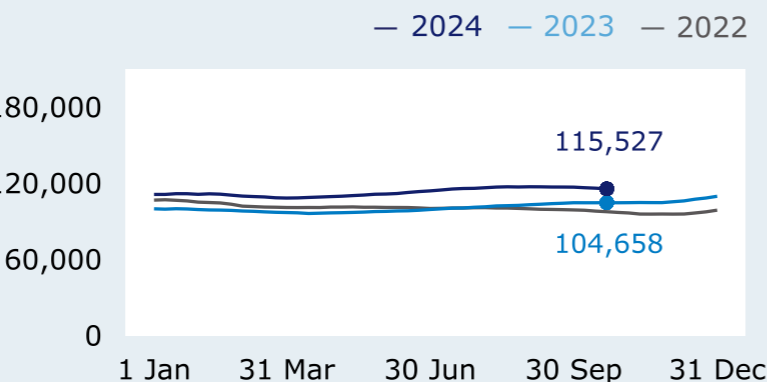


5 Main benefits – cancels into work during each week

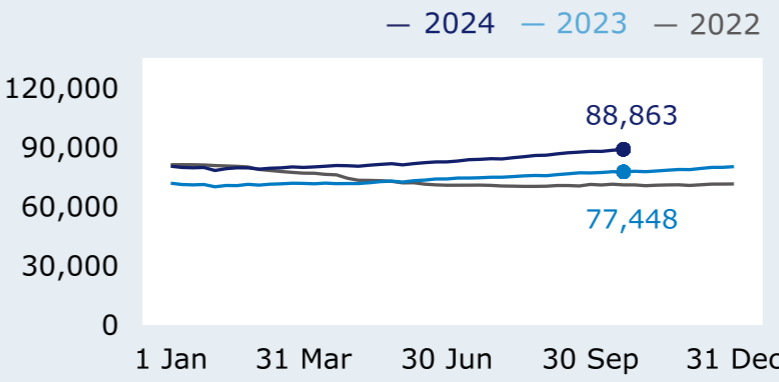


Jobseeker Support

6 Jobseeker Support – Work Ready – number of recipients



7 Jobseeker Support – Health Condition or Disability – number of recipients



Hardship assistance

8 Food Special Needs Grants – grants during each week

