

## Main benefits

recipients (Graph 1)

↑ **534** increase

when comparing 11 October (391,569) with 4 October (391,035).

## Main benefits

cancels into work (Graph 5)

↓ **126** decrease

when comparing 11 October (1,521) with 4 October (1,647).

## Jobseeker Support

recipients (Graphs 6 and 7)

↑ **216** increase

when comparing 11 October (204,444) with 4 October (204,228).

↳ **366** decrease  
Work-Ready

↳ **579** increase  
Health Condition or Disability

## Jobseeker Support Student Hardship

recipients

↑ **231** increase

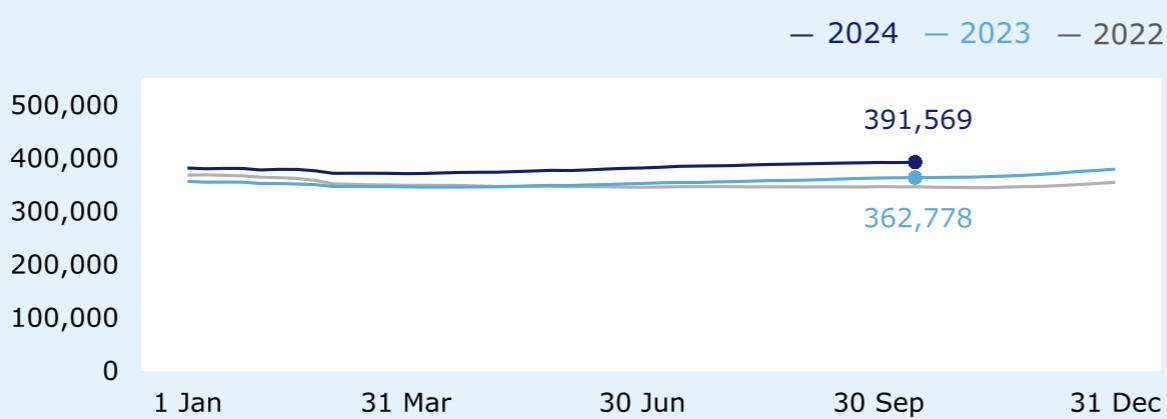
when comparing 11 October (687) with 4 October (456).

For the full set of data and supporting information please go to:

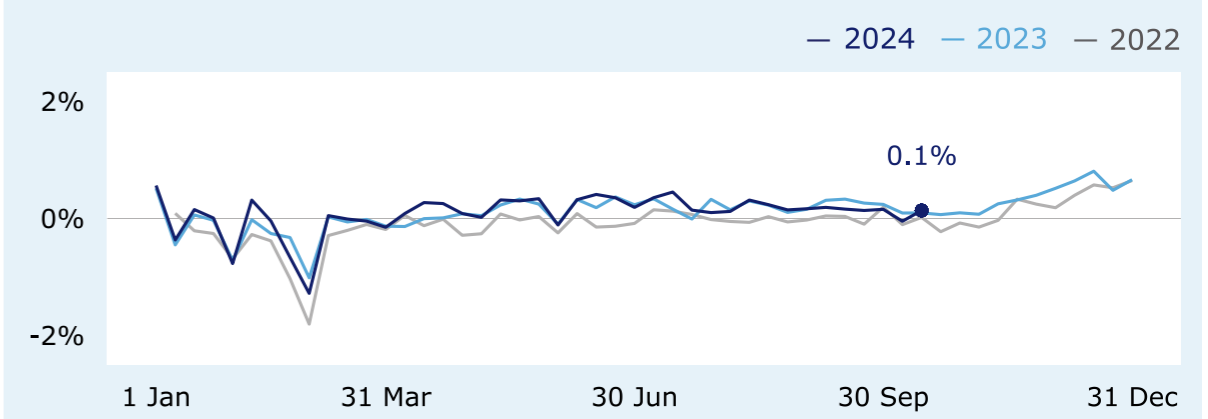
[www.msd.govt.nz/about-msd-and-our-work/publications-resources/statistics/weekly-reporting/](http://www.msd.govt.nz/about-msd-and-our-work/publications-resources/statistics/weekly-reporting/)

## Main benefits

1 Main benefits – number of recipients

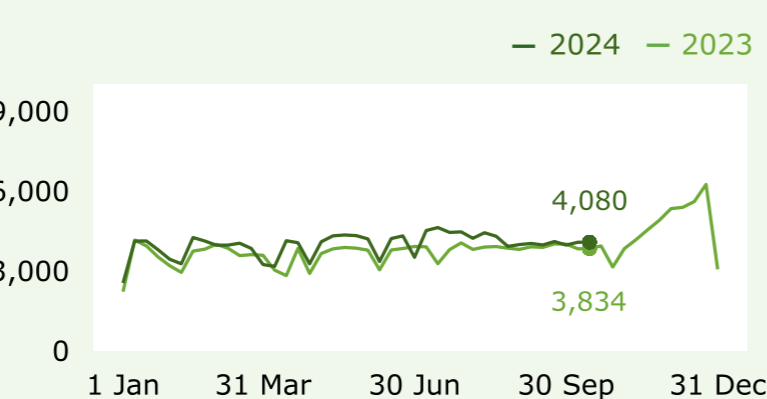


2 Main benefits – weekly percentage change

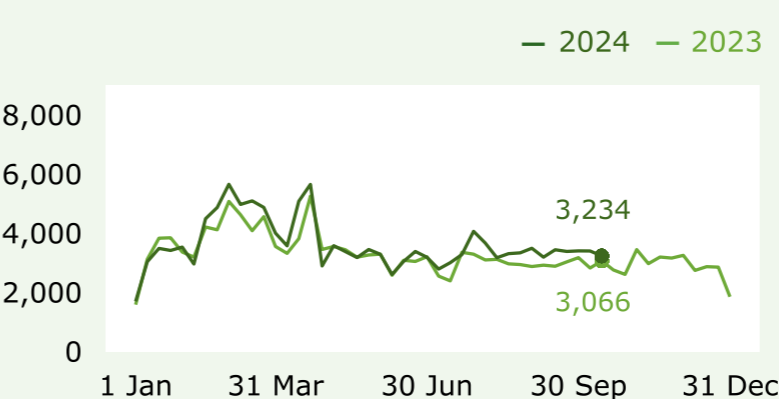


## Grants and cancellations

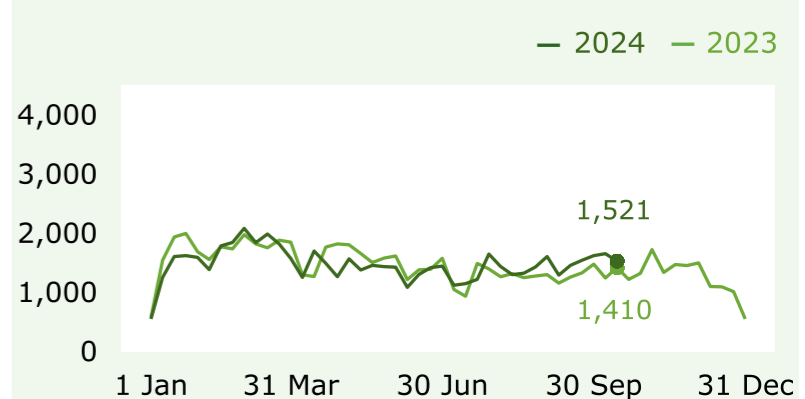
3 Main benefits – grants during each week



4 Main benefits – total cancels during each week

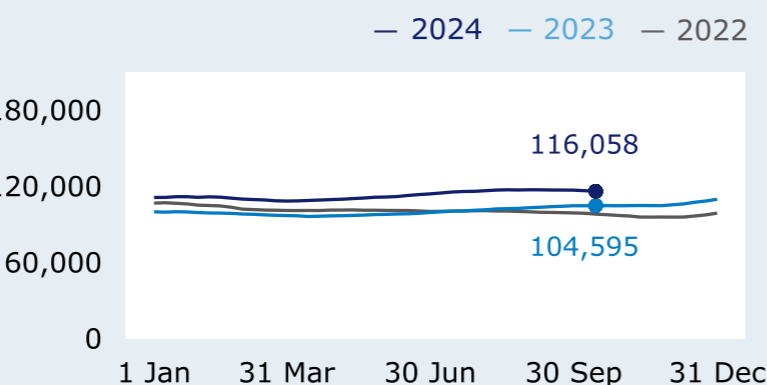


5 Main benefits – cancels into work during each week

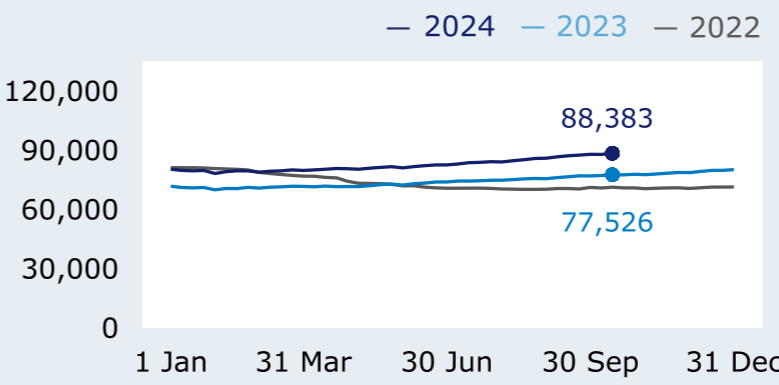


## Jobseeker Support

6 Jobseeker Support – Work Ready – number of recipients



7 Jobseeker Support – Health Condition or Disability – number of recipients



## Hardship assistance

8 Food Special Needs Grants – grants during each week

