

Main benefits

recipients (Graph 1)

↓ **168** decrease

when comparing 22 March (370,809) with 15 March (370,977).

Main benefits

cancels into work (Graph 5)

↓ **168** decrease

when comparing 22 March (1,812) with 15 March (1,980).

Jobseeker Support

– **Work Ready**

recipients (Graph 6)

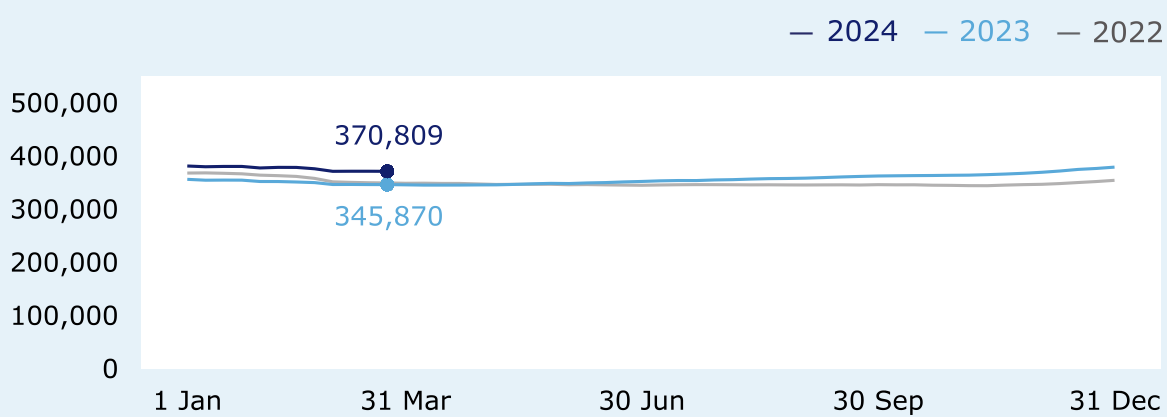
↓ **675** decrease

when comparing 22 March (108,498) with 15 March (109,173).

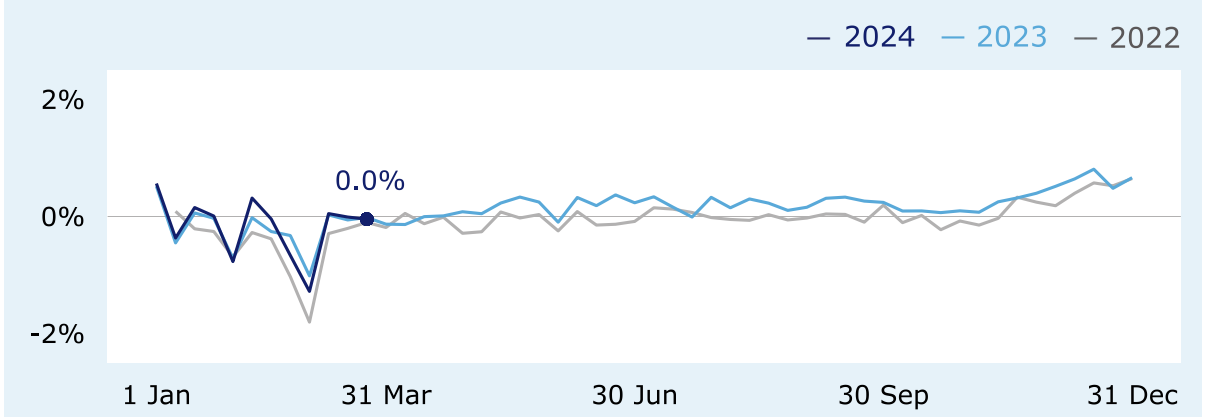
For the full set of data and supporting information please go to: www.msd.govt.nz/about-msd-and-our-work/publications-resources/statistics/weekly-reporting/

Main benefits

1 Main benefits – number of recipients

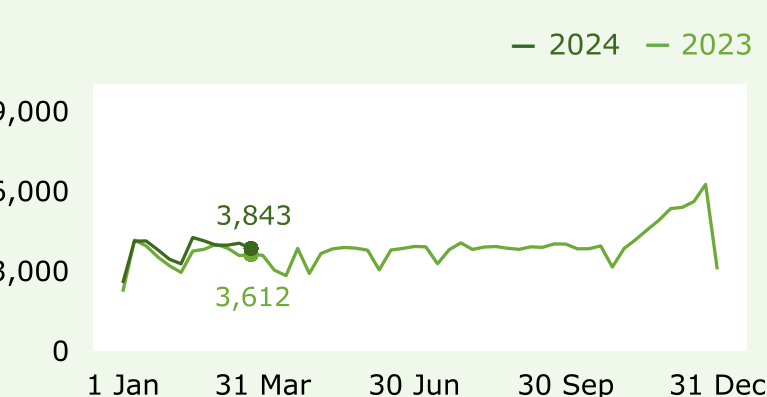


2 Main benefits – weekly percentage change

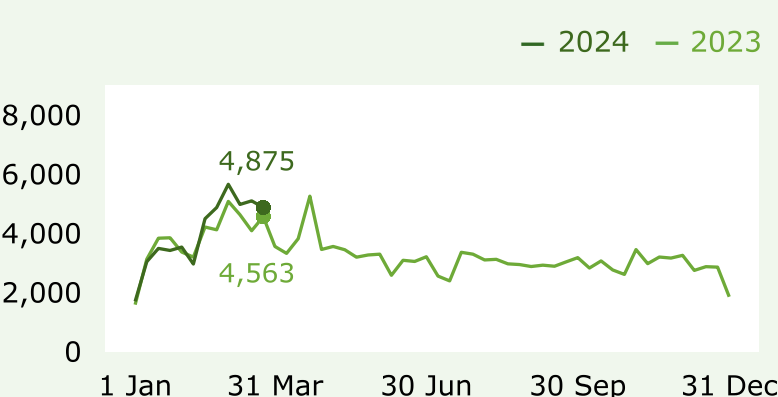


Grants and cancellations

3 Main benefits – grants during each week



4 Main benefits – total cancels during each week



5 Main benefits – cancels into work during each week

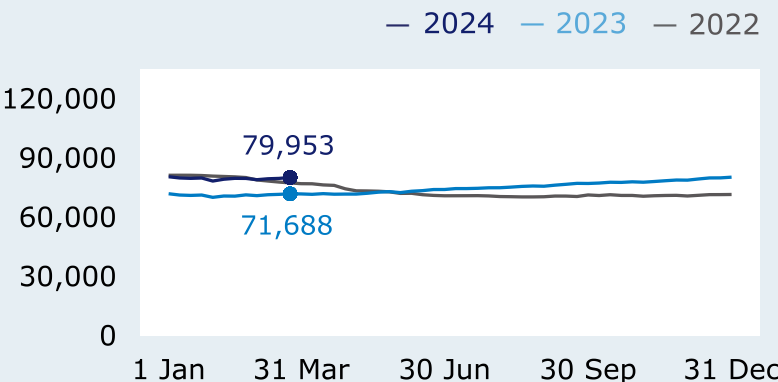


Jobseeker Support

6 Jobseeker Support – Work Ready – number of recipients



7 Jobseeker Support – Health Condition or Disability – number of recipients



Hardship assistance

8 Food Special Needs Grants – grants during each week

