

Main benefits

recipients (Graph 1)

↑ **1,209** increase

when comparing 7 June (377,277) with 31 May (376,068).

Main benefits

cancel into work (Graph 5)

↓ **342** decrease

when comparing 7 June (1,077) with 31 May (1,419).

Jobseeker Support

– Work Ready

recipients (Graph 6)

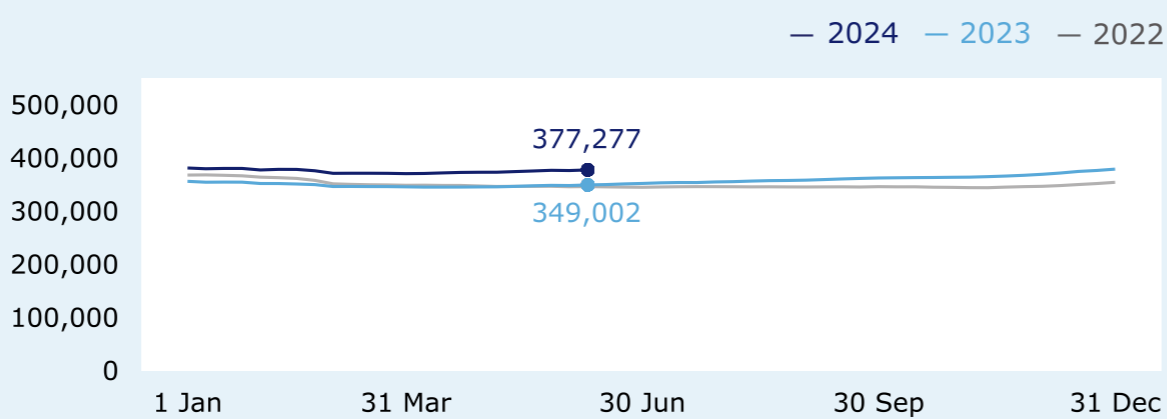
↑ **381** increase

when comparing 7 June (111,855) with 31 May (111,474).

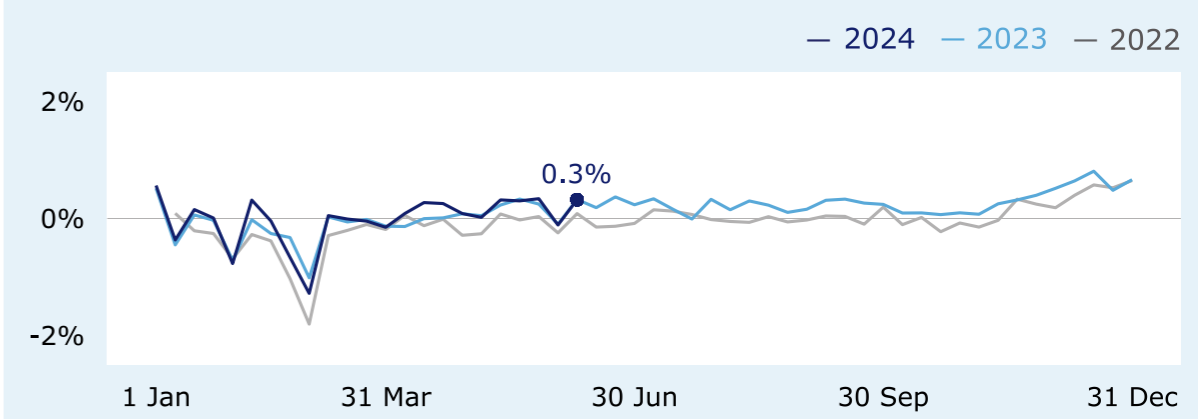
For the full set of data and supporting information please go to: www.msd.govt.nz/about-msd-and-our-work/publications-resources/statistics/weekly-reporting/

Main benefits

1 Main benefits – number of recipients

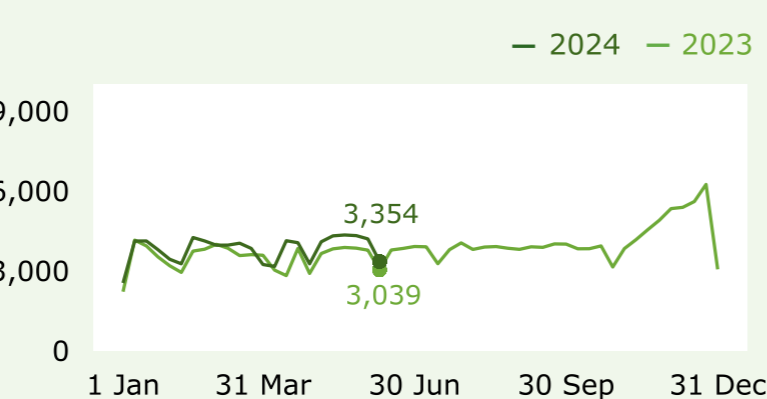


2 Main benefits – weekly percentage change

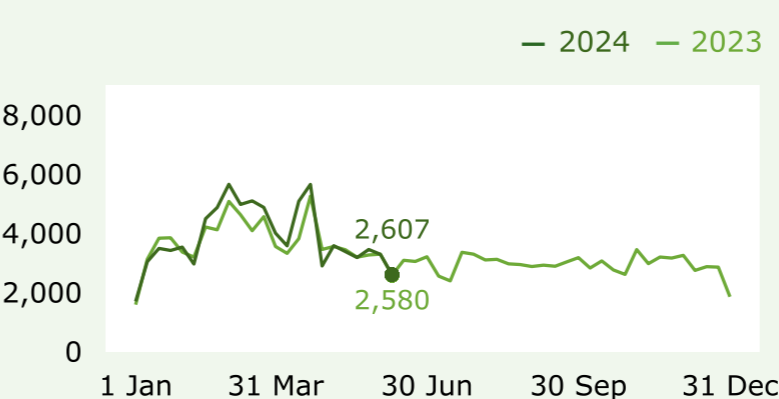


Grants and cancellations

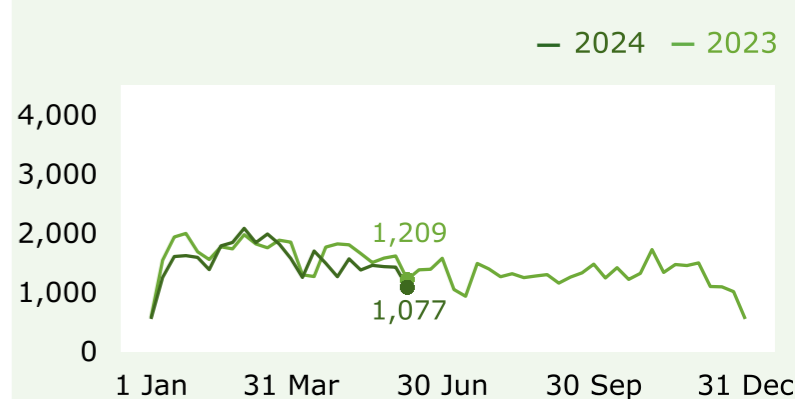
3 Main benefits – grants during each week



4 Main benefits – total cancels during each week



5 Main benefits – cancels into work during each week

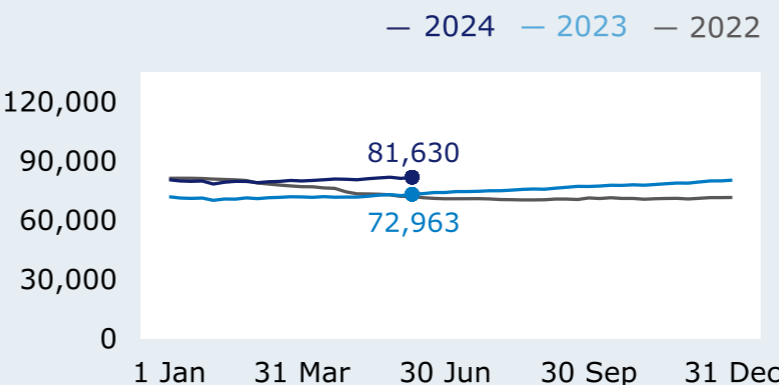


Jobseeker Support

6 Jobseeker Support – Work Ready – number of recipients



7 Jobseeker Support – Health Condition or Disability – number of recipients



Hardship assistance

8 Food Special Needs Grants – grants during each week

