

## Main benefits recipients (Graph 1)

↑ **1,155** increase

when comparing 17 November (365,700) with 10 November (364,545).

## Main benefits cancels into work (Graph 5)

↑ **135** increase

when comparing 17 November (1,464) with 10 November (1,329).

## Jobseeker Support – Work Ready recipients (Graph 6)

↓ **84** decrease

when comparing 17 November (104,694) with 10 November (104,778).

## Jobseeker Support Student Hardship recipients

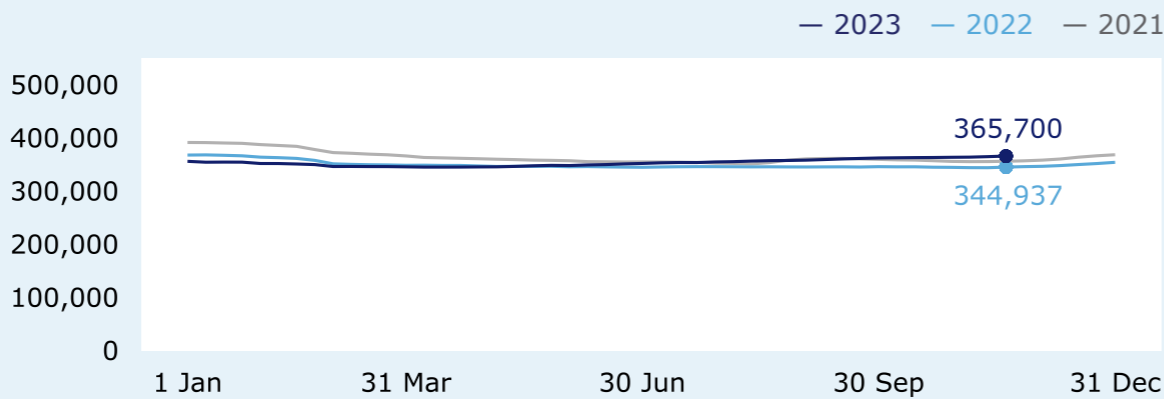
↑ **750** increase

when comparing 17 November (2,706) with 10 November (1,956).

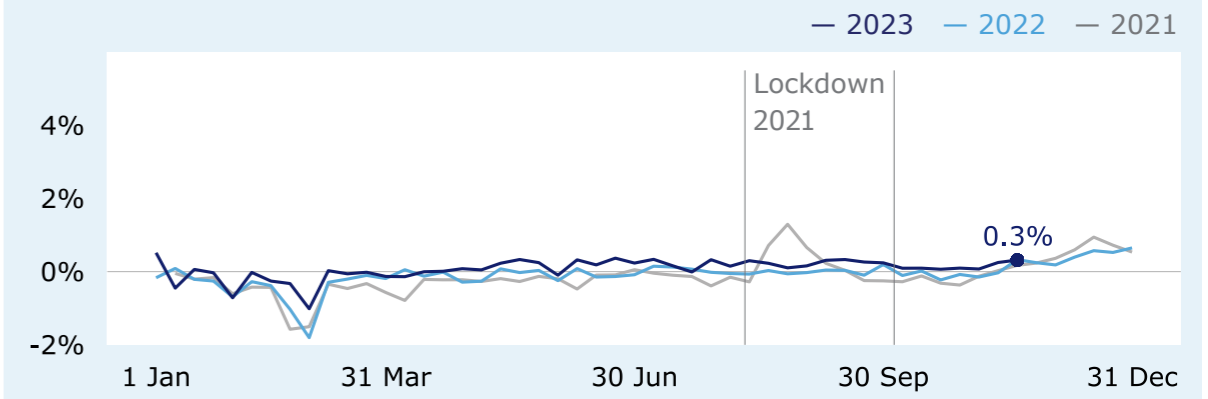
For the full set of data and supporting information please go to: [www.msd.govt.nz/about-msd-and-our-work/publications-resources/statistics/weekly-reporting/](http://www.msd.govt.nz/about-msd-and-our-work/publications-resources/statistics/weekly-reporting/)

## Main benefits

**1** Main benefits – number of recipients

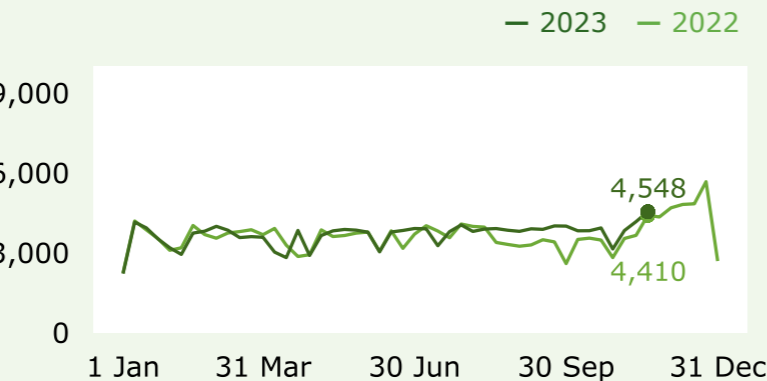


**2** Main benefits – weekly percentage change

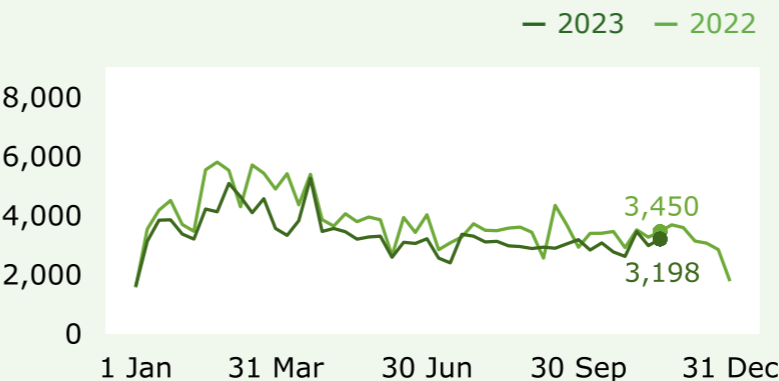


## Grants and cancellations

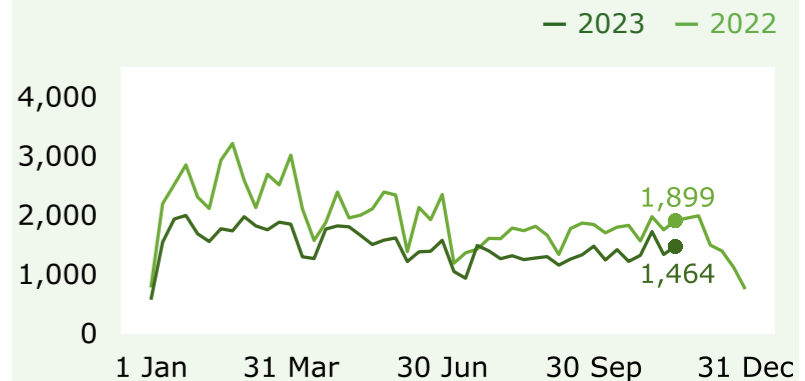
**3** Main benefits – grants during each week



**4** Main benefits – total cancels during each week

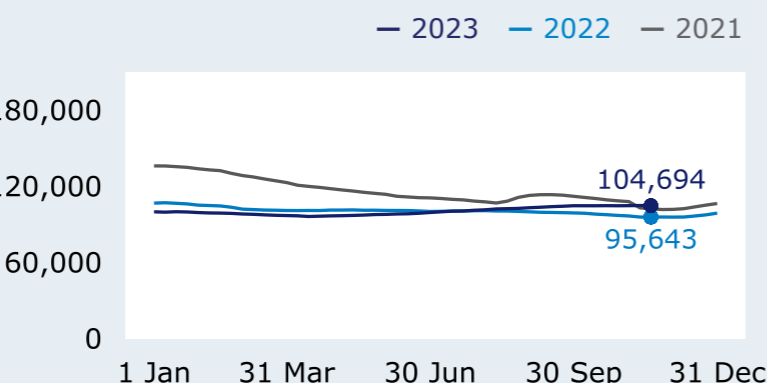


**5** Main benefits – cancels into work during each week

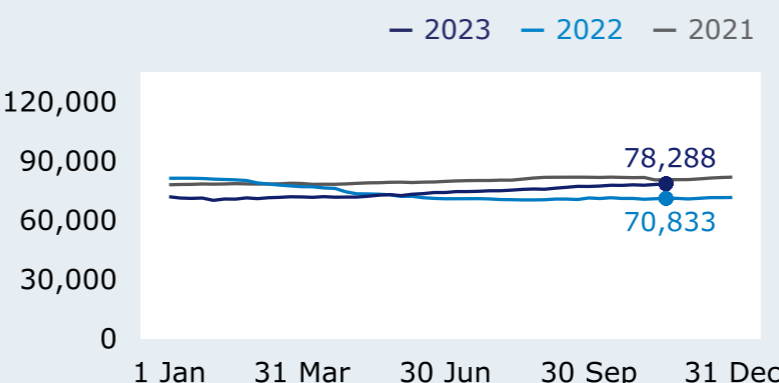


## Jobseeker Support

**6** Jobseeker Support – Work Ready – number of recipients



**7** Jobseeker Support – Health Condition or Disability – number of recipients



## Hardship assistance

**8** Food Special Needs Grants – grants during each week

