

## Main benefits

recipients (Graph 1)

↓ **204** decrease

when comparing 17 March (345,927) with 10 March (346,131).

## Main benefits

cancels into work (Graph 5)

↓ **66** decrease

when comparing 17 March (1,746) with 10 March (1,812).

## Jobseeker Support

– **Work Ready**

recipients (Graph 6)


↓ **441** decrease

when comparing 17 March (97,407) with 10 March (97,848).

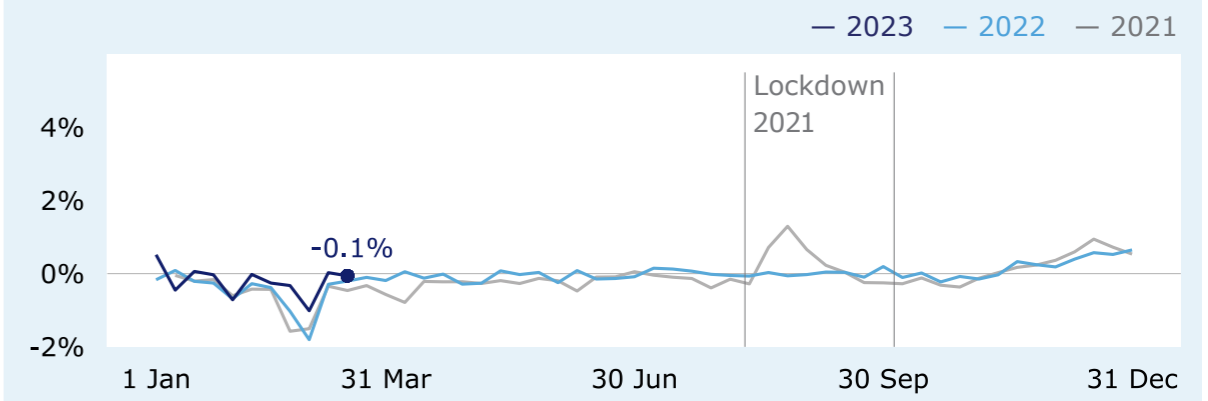
For the full set of data and supporting information please go to: [www.msd.govt.nz/about-msd-and-our-work/publications-resources/statistics/weekly-reporting/](http://www.msd.govt.nz/about-msd-and-our-work/publications-resources/statistics/weekly-reporting/)

## Main benefits

1 Main benefits – number of recipients

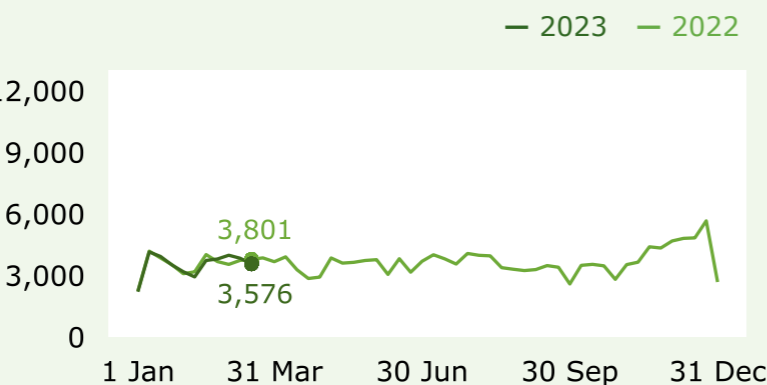


2 Main benefits – weekly percentage change

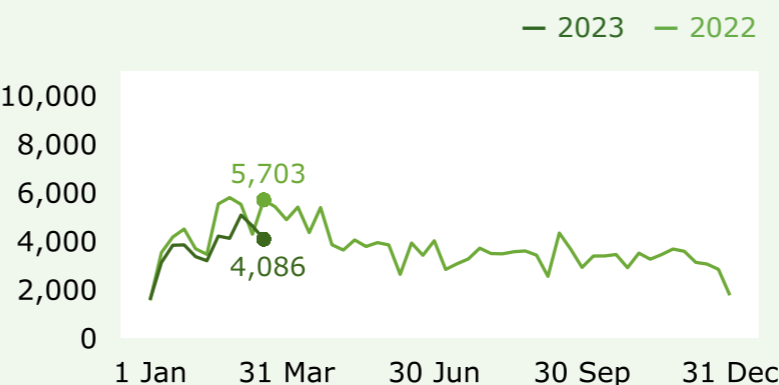


## Grants and cancellations

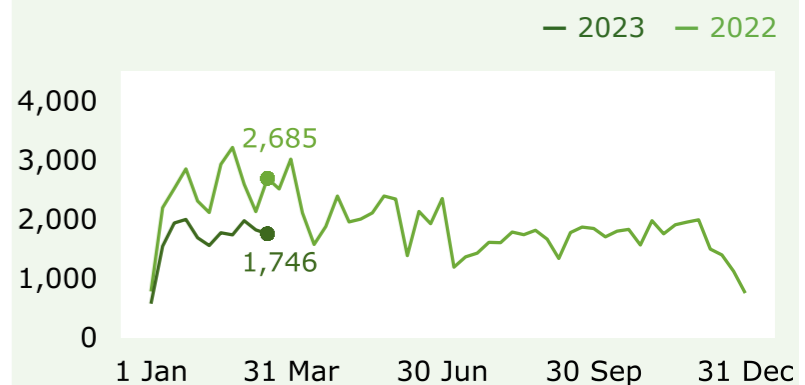
3 Main benefits – grants during each week



4 Main benefits – total cancels during each week

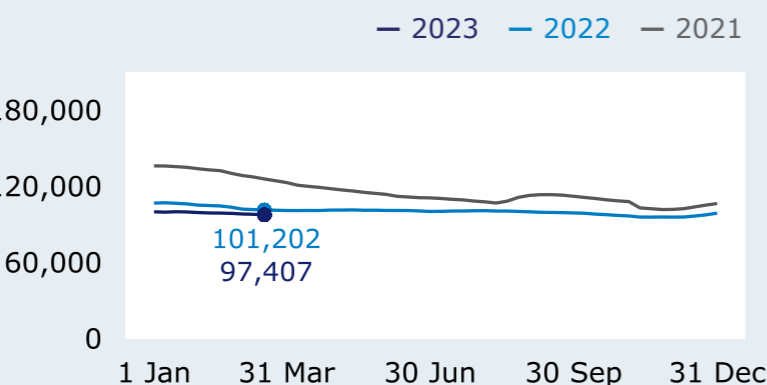


5 Main benefits – cancels into work during each week



## Jobseeker Support

6 Jobseeker Support – Work Ready – number of recipients



7 Jobseeker Support – Health Condition or Disability – number of recipients



## Hardship assistance

8 Food Special Needs Grants – grants during each week

