

Main benefits

recipients (Graph 1)

↓ **1,140** decrease

when comparing 24 February (349,584) with 17 February (350,724).

Main benefits

cancels into work (Graph 5)

↓ **36** decrease

when comparing 24 February (1,728) with 17 February (1,764).

Jobseeker Support

– **Work Ready**

recipients (Graph 6)

↓ **237** decrease

when comparing 24 February (98,571) with 17 February (98,808).

Jobseeker Support

Student Hardship

recipients

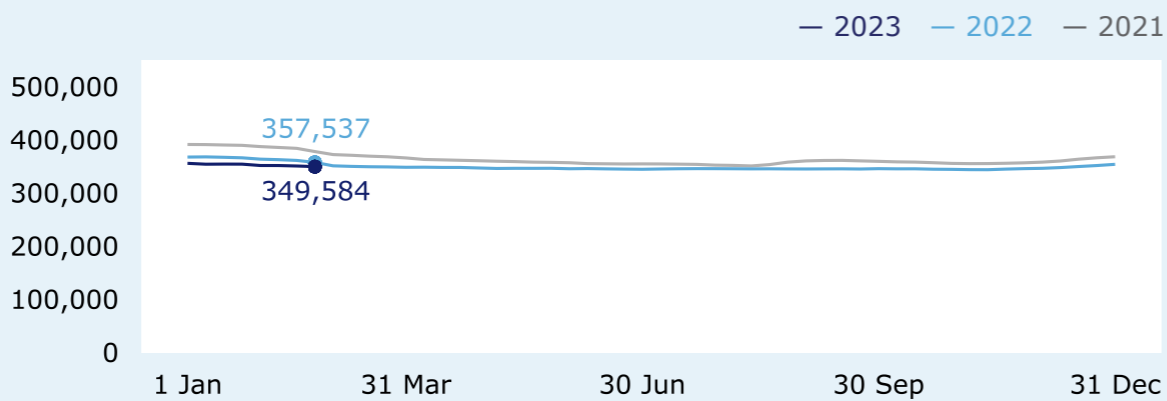
↓ **1,743** decrease

when comparing 24 February (3,168) with 17 February (4,911).

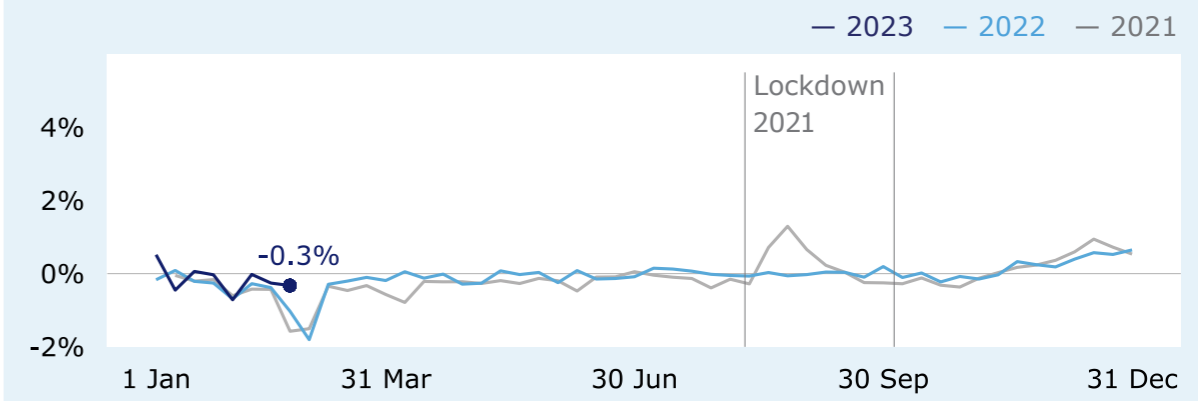
For the full set of data and supporting information please go to: www.msd.govt.nz/about-msd-and-our-work/publications-resources/statistics/weekly-reporting/

Main benefits

1 Main benefits – number of recipients

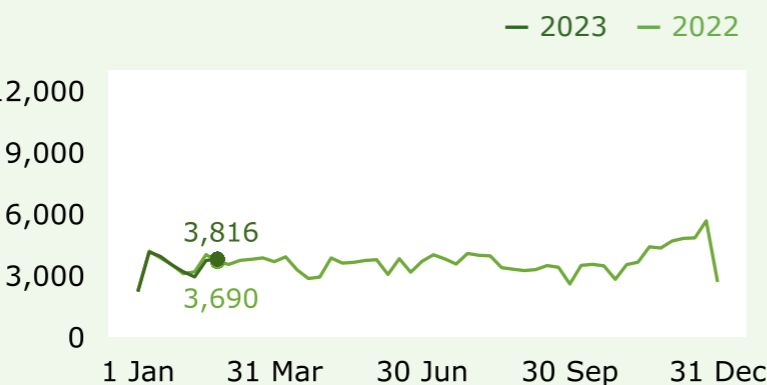


2 Main benefits – weekly percentage change

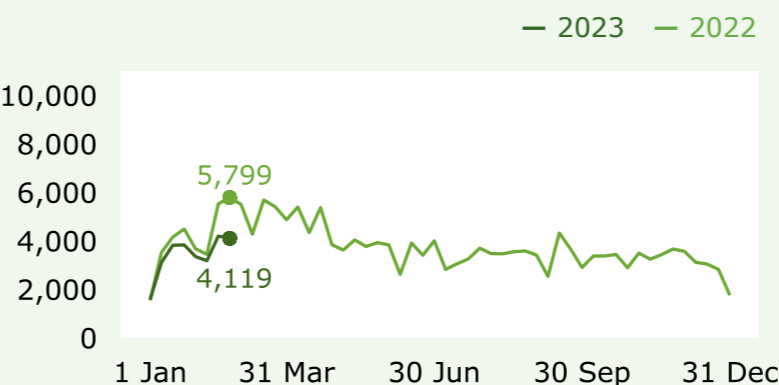


Grants and cancellations

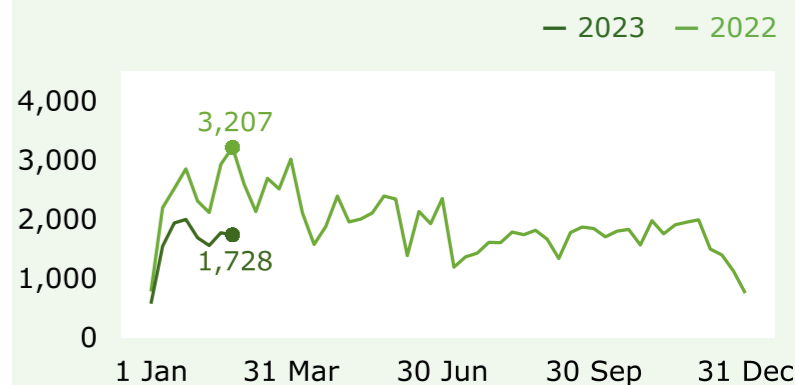
3 Main benefits – grants during each week



4 Main benefits – total cancels during each week

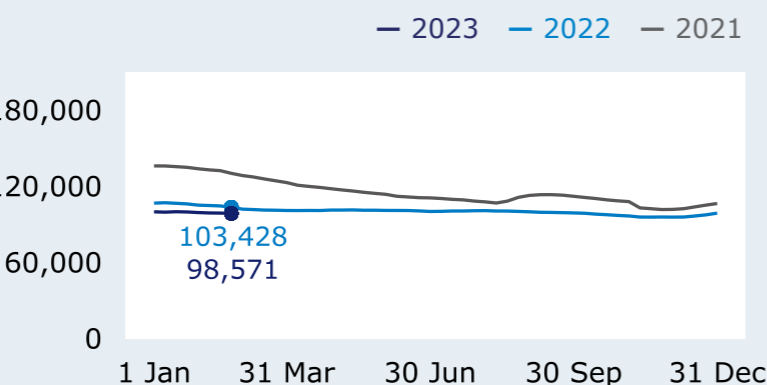


5 Main benefits – cancels into work during each week

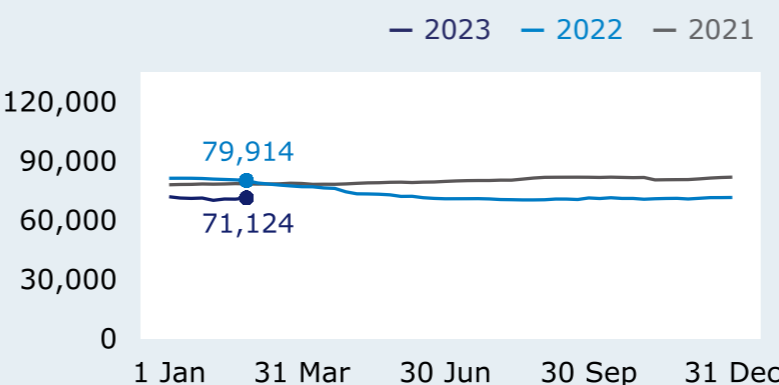


Jobseeker Support

6 Jobseeker Support – Work Ready – number of recipients



7 Jobseeker Support – Health Condition or Disability – number of recipients



Hardship assistance

8 Food Special Needs Grants – grants during each week

