

Main benefits

recipients (Graph 1)

↑ **2,370** increase

when comparing 8 December (371,415) with 1 December (369,045).

Main benefits

cancels into work (Graph 5)

↓ **399** decrease

when comparing 8 December (1,092) with 1 December (1,491).

Jobseeker Support – Work Ready

recipients (Graph 6)

↑ **681** increase

when comparing 8 December (106,062) with 1 December (105,381).

Jobseeker Support Student Hardship

recipients

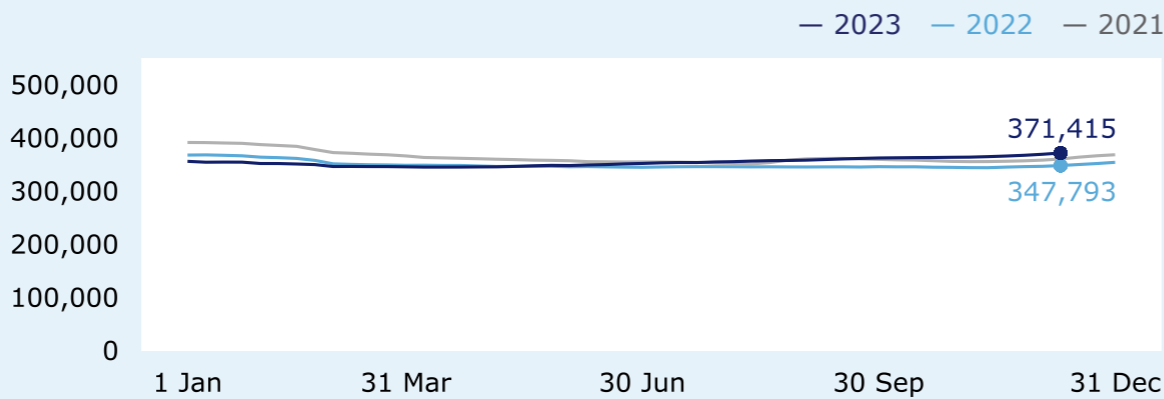
↑ **852** increase

when comparing 8 December (5,304) with 1 December (4,452).

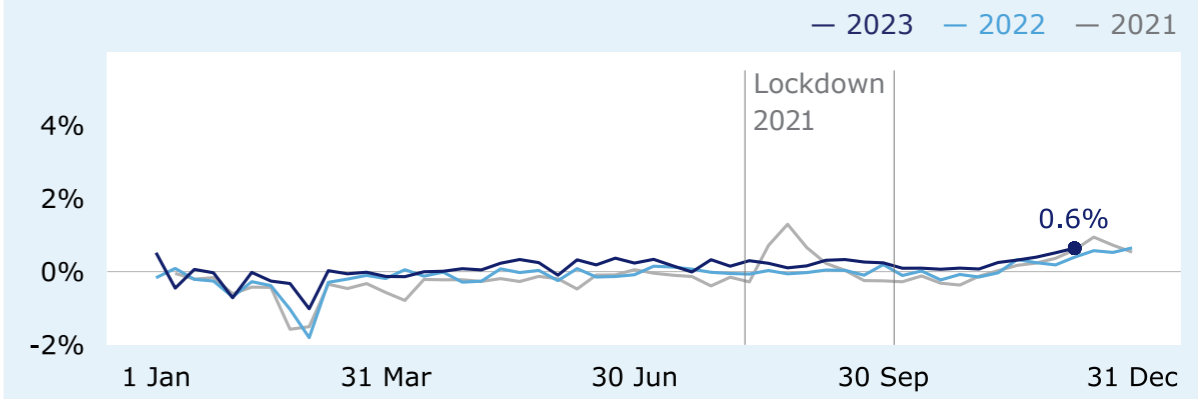
For the full set of data and supporting information please go to: www.msd.govt.nz/about-msd-and-our-work/publications-resources/statistics/weekly-reporting/

Main benefits

1 Main benefits – number of recipients

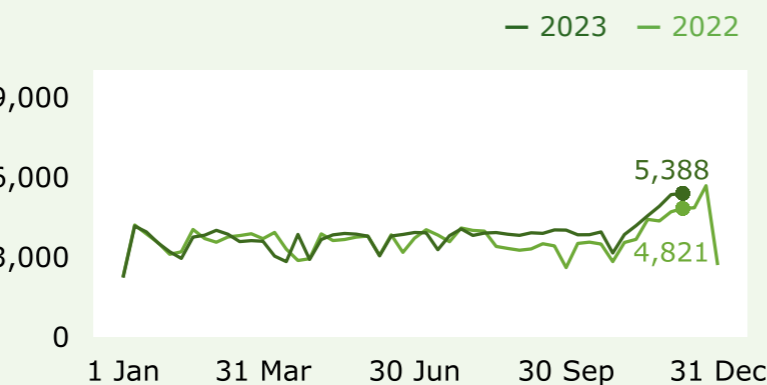


2 Main benefits – weekly percentage change

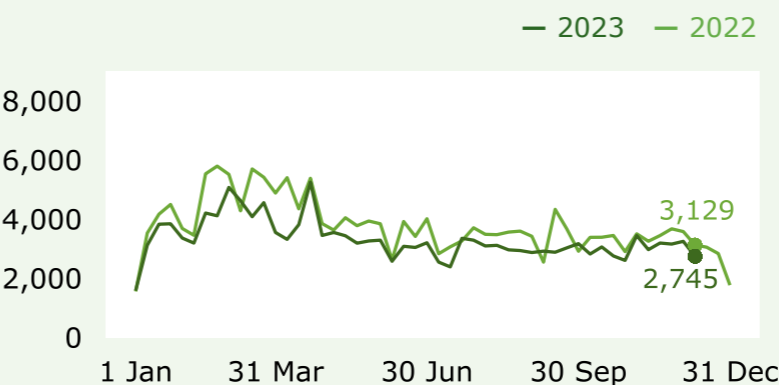


Grants and cancellations

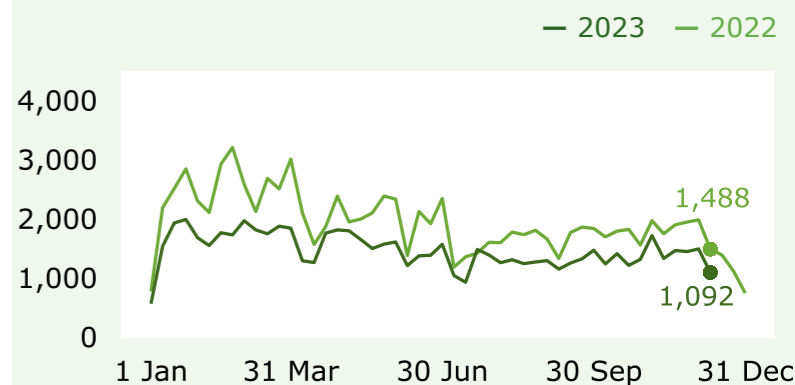
3 Main benefits – grants during each week



4 Main benefits – total cancels during each week

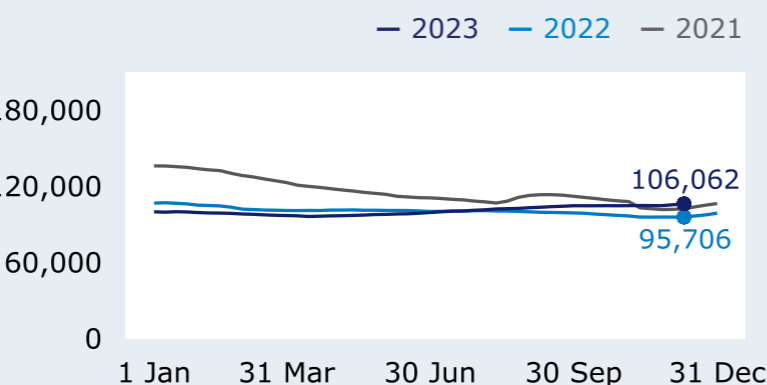


5 Main benefits – cancels into work during each week

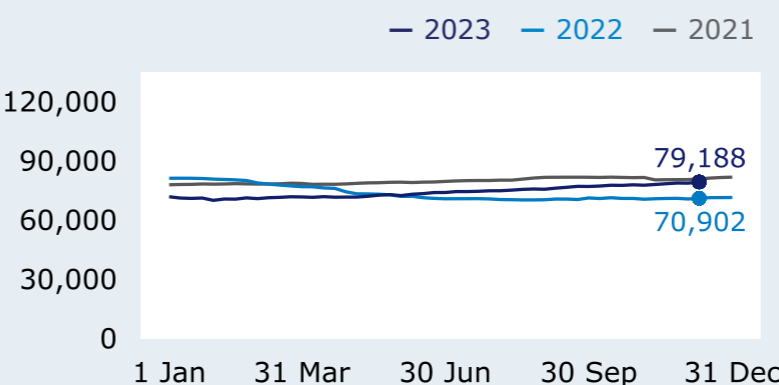


Jobseeker Support

6 Jobseeker Support – Work Ready – number of recipients



7 Jobseeker Support – Health Condition or Disability – number of recipients



Hardship assistance

8 Food Special Needs Grants – grants during each week

