

Main benefits

recipients (Graph 1)

↑ **846** increase

when comparing 25 November (345,783) with 18 November (344,937).

Main benefits

cancels into work (Graph 5)

↑ **45** increase

when comparing 25 November (1,944) with 18 November (1,899).

Jobseeker Support

– **Work Ready**

recipients (Graph 6)

↑ **63** increase

when comparing 25 November (95,706) with 18 November (95,643).

Jobseeker Support

Student Hardship

recipients

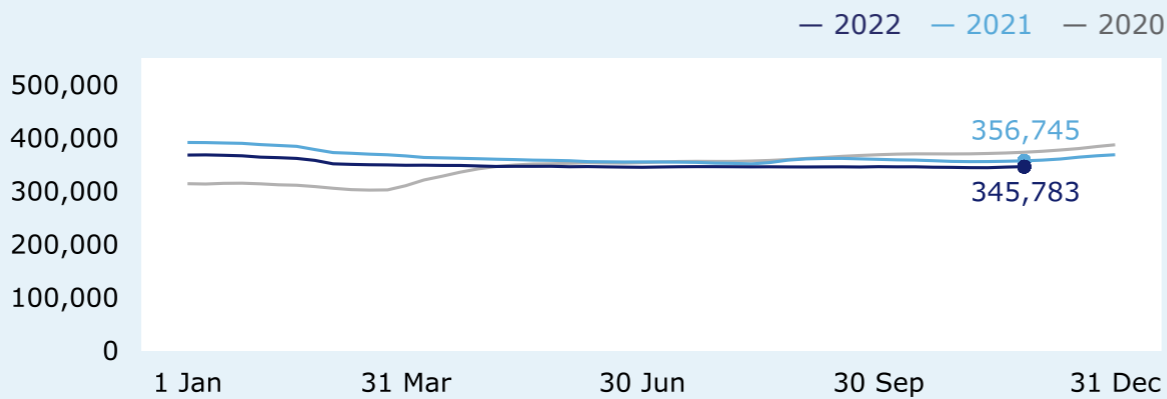
↑ **705** increase

when comparing 25 November (3,366) with 18 November (2,661).

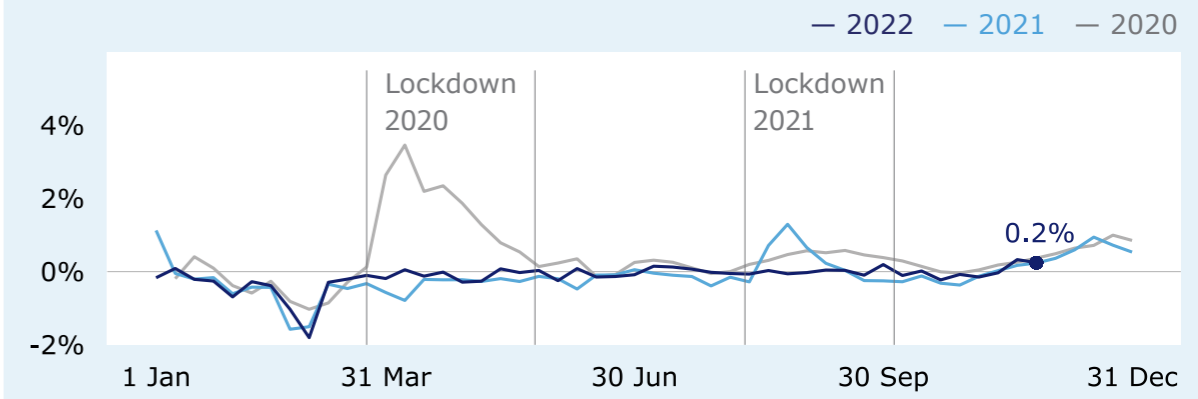
For the full set of data and supporting information please go to: www.msd.govt.nz/about-msd-and-our-work/publications-resources/statistics/weekly-reporting/

Main benefits

1 Main benefits – number of recipients

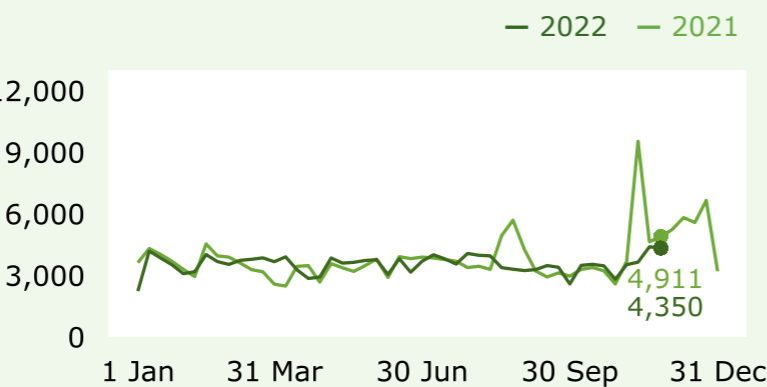


2 Main benefits – weekly percentage change

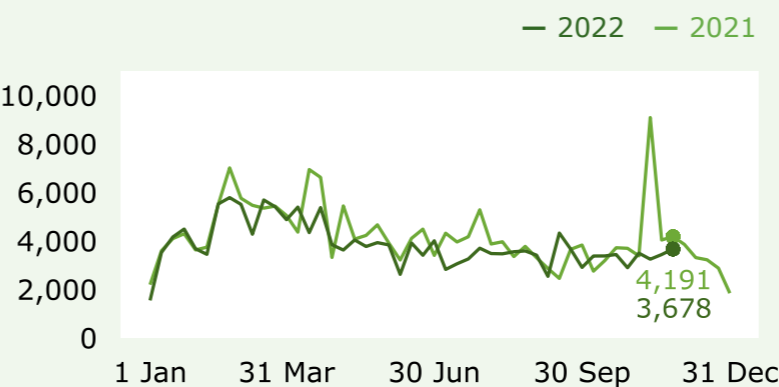


Grants and cancellations

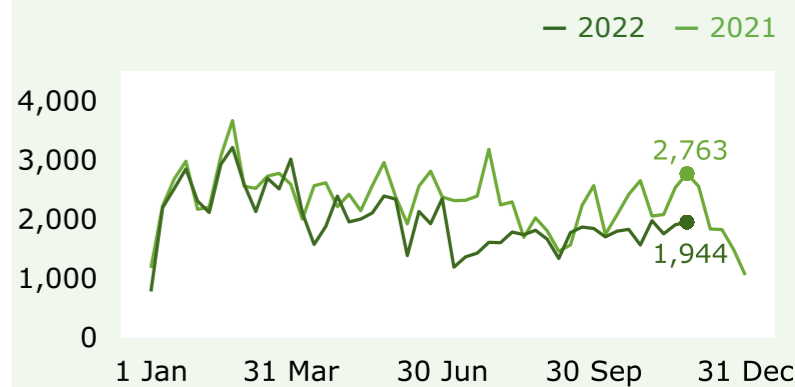
3 Main benefits – grants during each week



4 Main benefits – total cancels during each week

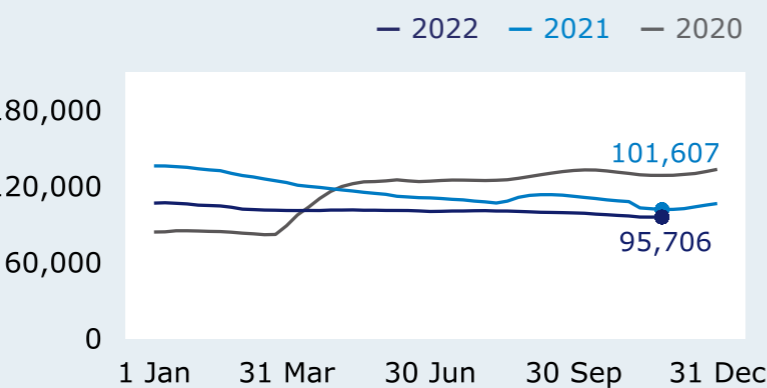


5 Main benefits – cancels into work during each week

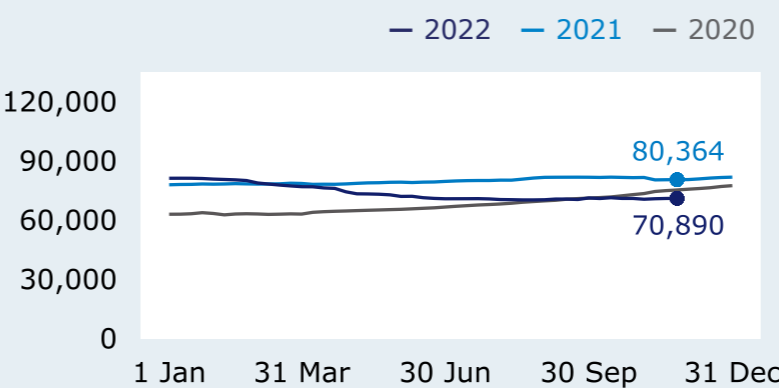


Jobseeker Support

6 Jobseeker Support – Work Ready – number of recipients



7 Jobseeker Support – Health Condition or Disability – number of recipients



Hardship assistance

8 Food Special Needs Grants – grants during each week

