

Main benefits

recipients (Graph 1)

↓ **42** decrease

when comparing 22 April (348,048) with 15 April (348,090).

Main benefits

cancels into work (Graph 5)

↑ **303** increase

when comparing 22 April (1,869) with 15 April (1,566).

Jobseeker Support

– **Work Ready**

recipients (Graph 6)

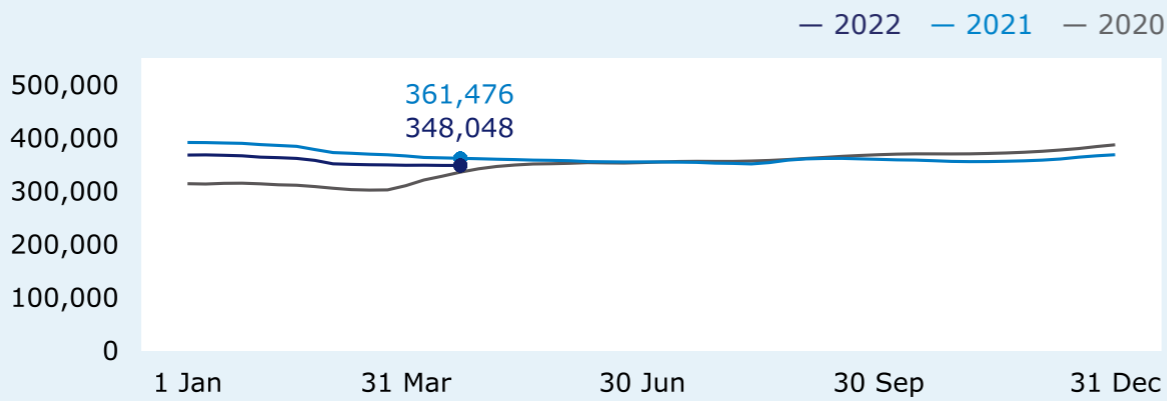
↓ **69** decrease

when comparing 22 April (100,818) with 15 April (100,887).

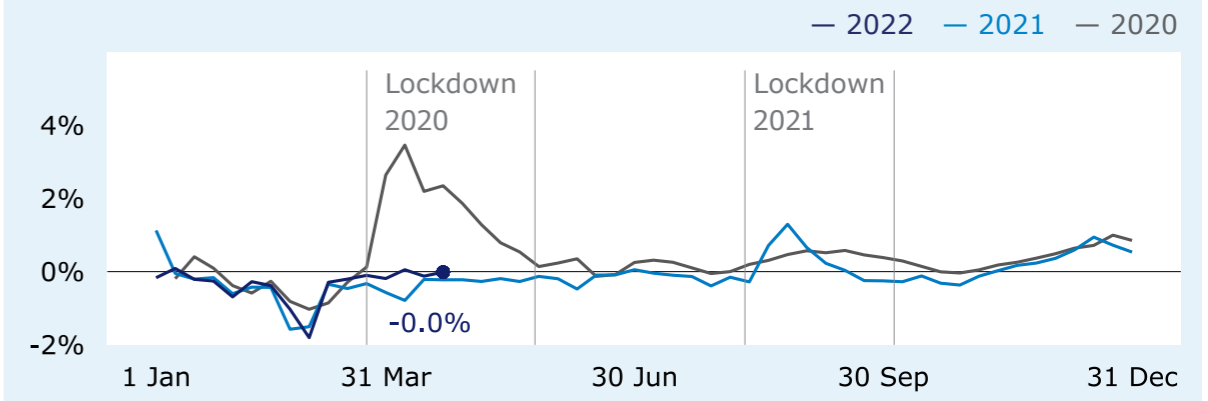
For the full set of data and supporting information please go to: www.msd.govt.nz/about-msd-and-our-work/publications-resources/statistics/weekly-reporting/

Main benefits

1 Main benefits – number of recipients

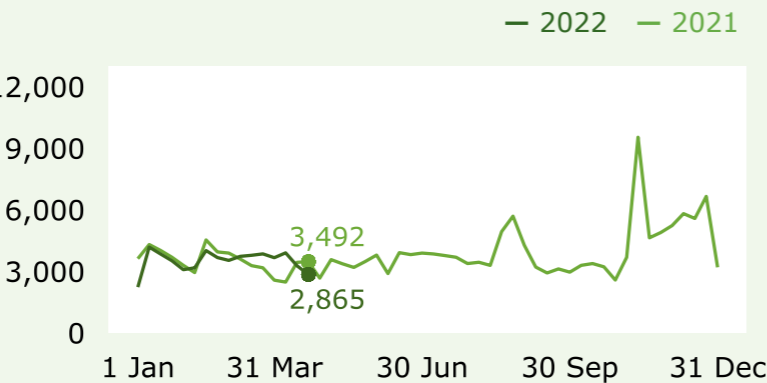


2 Main benefits – weekly percentage change

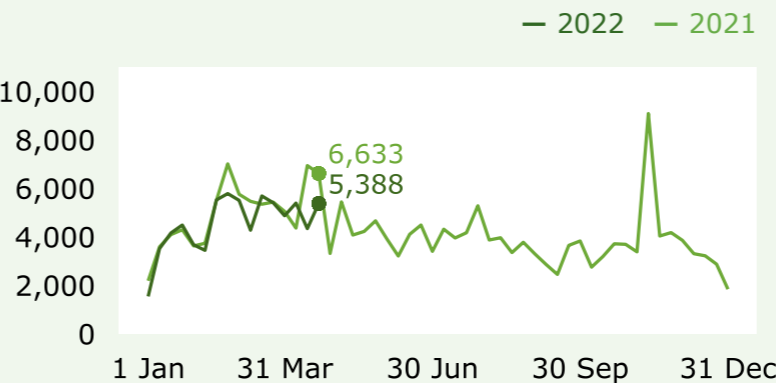


Grants and cancellations

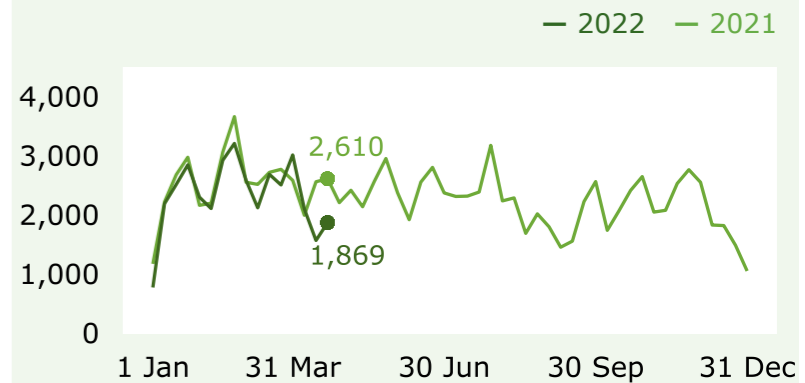
3 Main benefits – grants during each week



4 Main benefits – total cancels during each week



5 Main benefits – cancels into work during each week

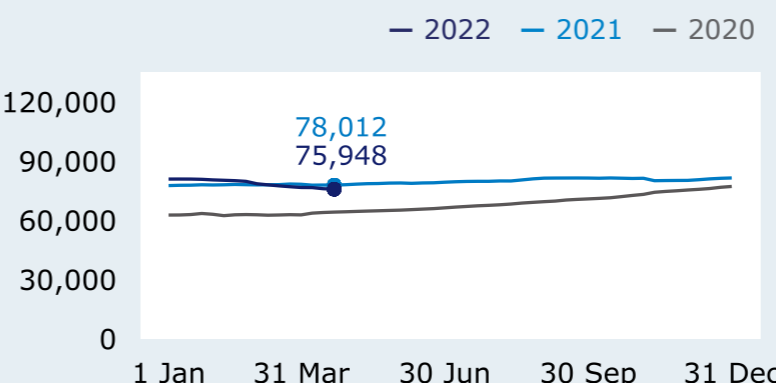


Jobseeker Support

6 Jobseeker Support – Work Ready – number of recipients



7 Jobseeker Support – Health Condition or Disability – number of recipients



Hardship assistance

8 Food Special Needs Grants – grants during each week

