

COVID-19 National Lockdown Comparison | Week ending 17 September 2021

The COVID-19 pandemic has posed a unique set of challenges for government services and the benefit system to address. Changes in Alert Levels during 2020, and more recently in 2021, have had an impact on the country's economy and labour market.

This comparison dashboard shows the number of people that have started receiving a benefit, or have required other types of income support, from the two weeks preceding the August 2021 national lockdown to last week. This is compared to those receiving income support around the March/April 2020 lockdown.

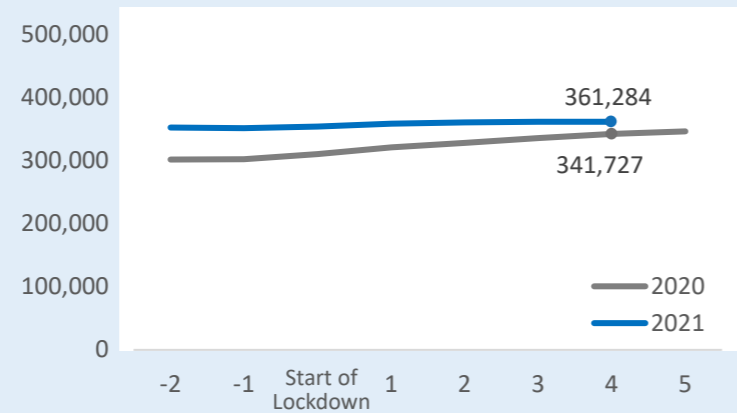
There are contextual differences between these two periods, such as the Alert Level at which each of the Wage Subsidy Schemes started, however some similarities can be drawn when looking at overall trends. All the information shown on this A3 has been put together using data included in our weekly data files. You can find MSD's weekly reporting timeseries here:

www.msd.govt.nz/about-msd-and-our-work/publications-resources/statistics/weekly-reporting/

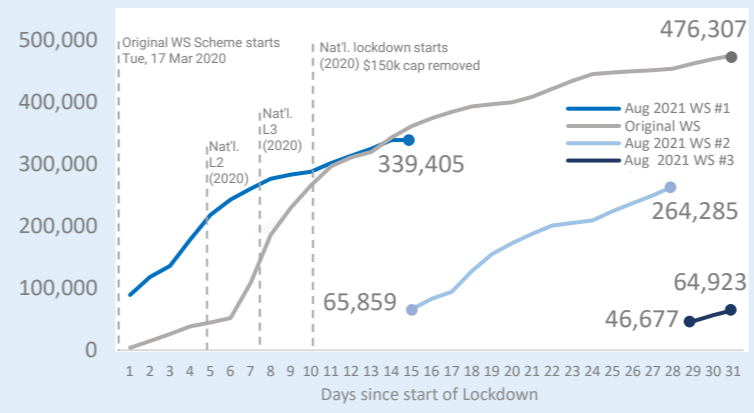
*This graph includes the Wage Subsidy that started on 17 March 2020, and the subsequent modification after the addition of other eligibility criteria. It does not include any other parts of the Wage Subsidy Scheme.

Main Benefits and Wage Subsidy Scheme

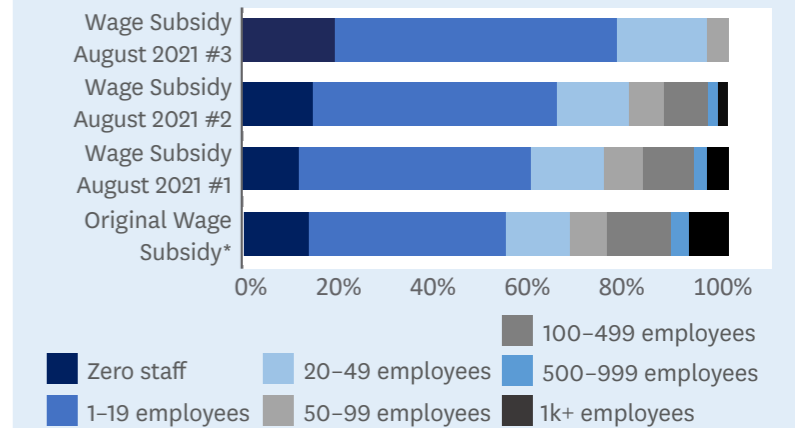
1 Main Benefits
Number of working-age people



2 Wage Subsidy August 2021
Cumulative number of applications since scheme started

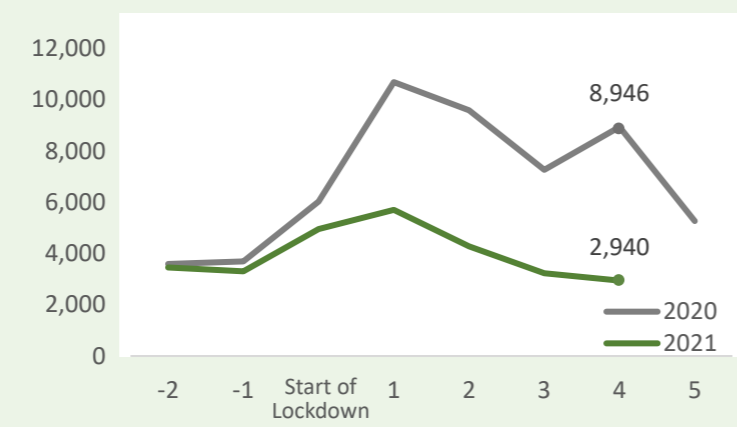


3 Wage Subsidy Scheme
Proportion of all jobs in paid applications, by business size

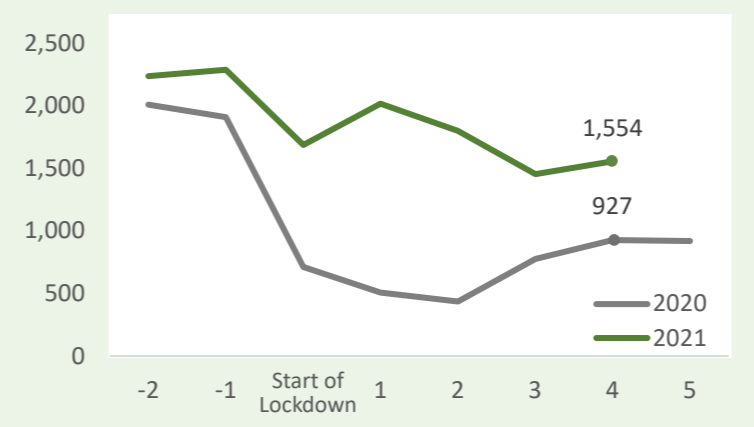


Grants and Cancellations

4 Main Benefits
Grants during each week

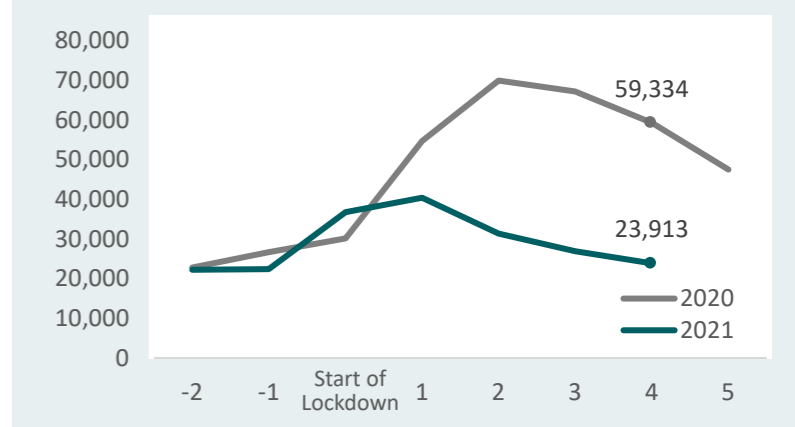


5 Main Benefits
Cancels into work during each week

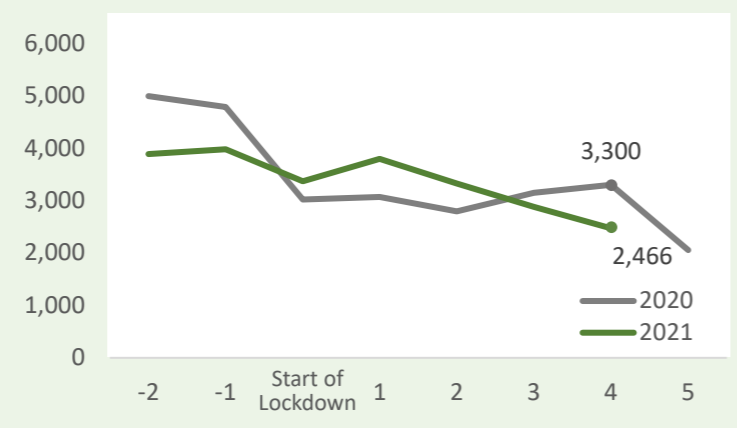


Hardship Assistance

8 Special Needs Grants for food
Number of grants during each week

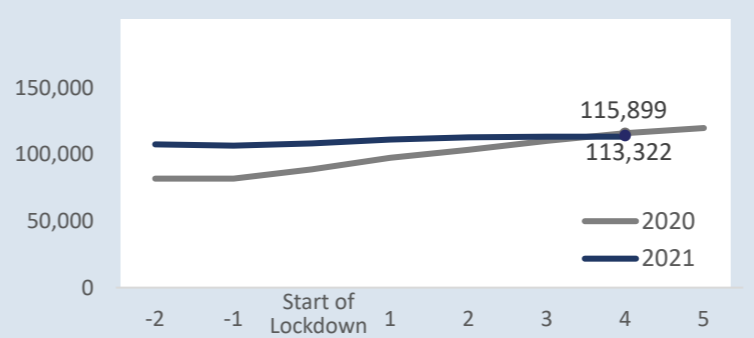


6 Main Benefits
Total cancels during each week



Jobseeker Support

7 Jobseeker Support – Work Ready
Number of working-age people



9 Special Needs Grants for Emergency Housing
Number of grants during each week

