

654 decrease in the number of **Jobseeker Support – Work Ready recipients**, when comparing 26 November (101,607) with 19 November (102,261).

180 decrease in the number of **youth (18–24 year olds) receiving Jobseeker Support – Work Ready**, when comparing 26 November (26,526) with 19 November (26,706).

837 increase in the number of **people receiving a main benefit**, when comparing 26 November (356,745) with 19 November (355,908).

11.3 percent of the estimated working-age population were on a main benefit as at 26 November.

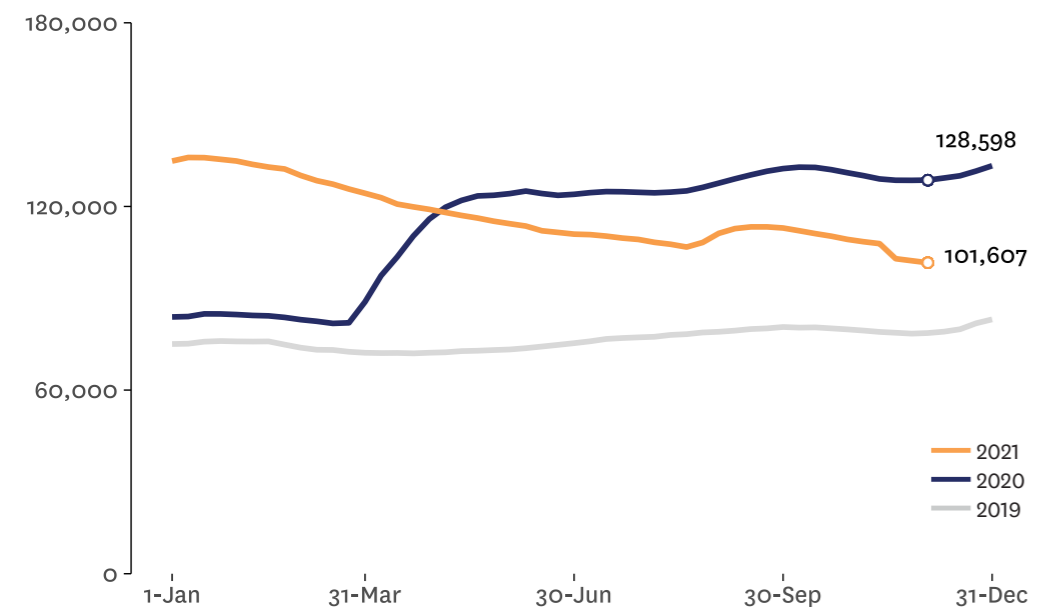
5.8 percent were on Jobseeker Support as at 26 November.

2,763 cancels into work for all main benefits in the week ending 26 November, from 2,529 in the week prior.

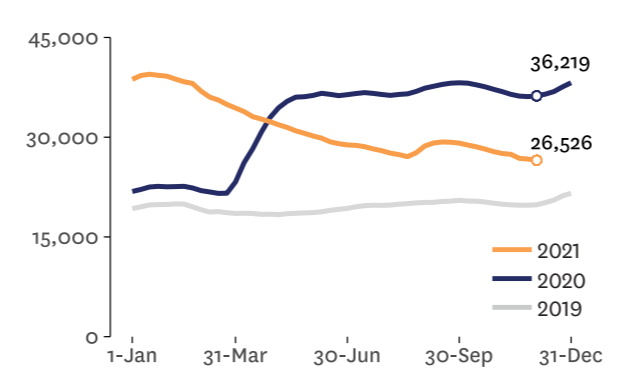
2,397 cancels into work from Jobseeker Support in the week ending 26 November, from 2,187 in the week prior.

Jobseeker Support – Work Ready, including youth, and Health Condition and Disability

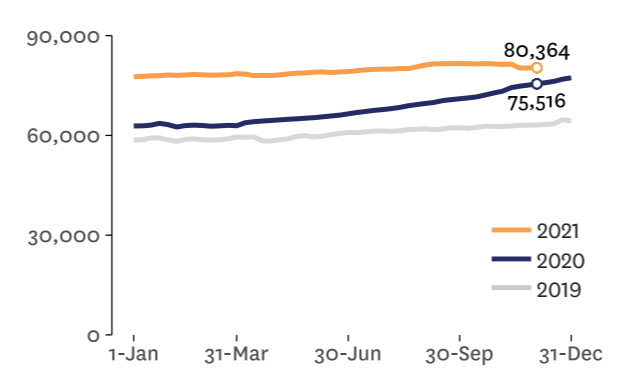
1. Number of Jobseeker Support – Work Ready (JS – WR) recipients*



2. Number of youth (18–24 year olds) receiving JS – WR



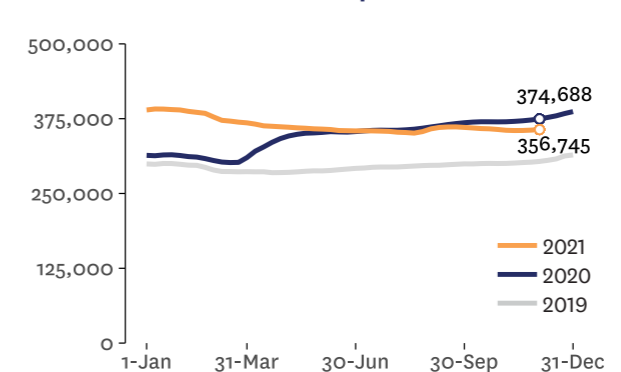
3. Number of Jobseeker Support – Health Condition and Disability (JS – HCD) recipients



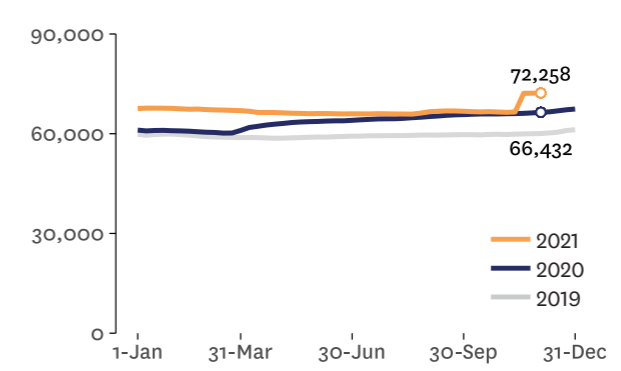
Main benefits

Unless otherwise stated, all main benefit numbers are ages 18–64, including grants and cancels.

9. Number of main benefit recipients



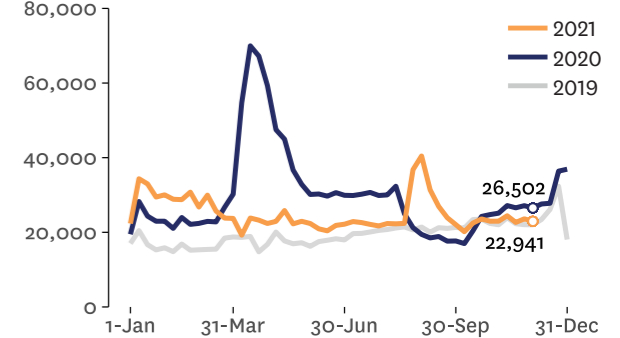
10. Number of Sole Parent Support recipients*



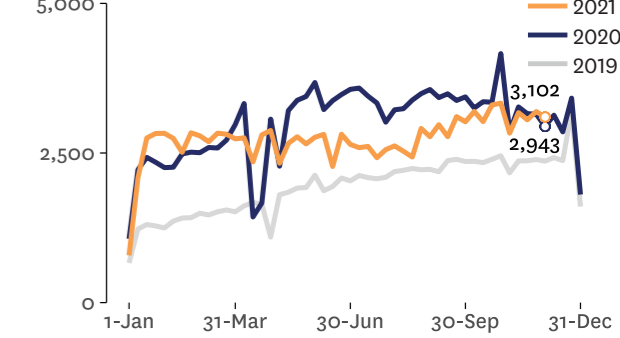
Hardship assistance

Hardship grants are all ages.

12. Number of Special Needs Grants for Food, during each week



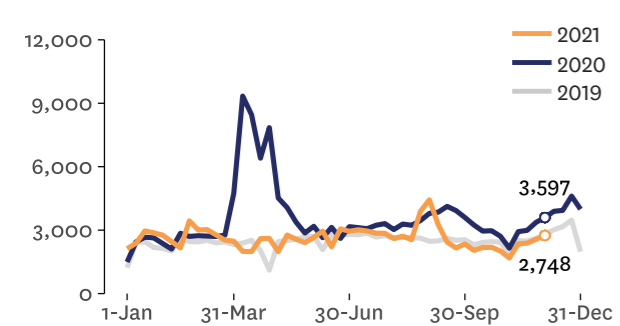
13. Number of Emergency Housing Special Needs Grants, during each week



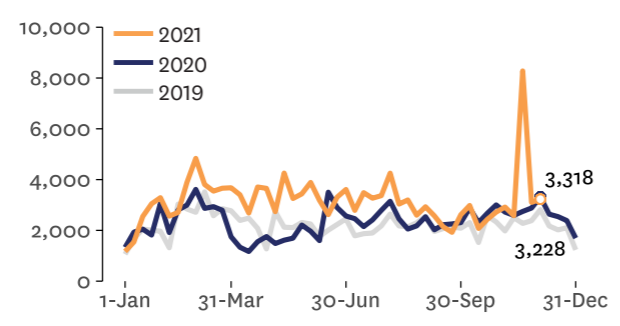
All data contained in this document has been **randomly rounded** to a base of 3 as part of **MSD's confidentiality policy**. More information on the confidentiality policy can be found here: <https://www.msd.govt.nz/about-msd-and-our-work/tools/how-we-keep-data-private.html>
The supporting data file can be found here: <https://www.msd.govt.nz/documents/about-msd-and-our-work/publications-resources/statistics/weekly-reporting/2021/nov/data-file-income-support-and-wage-subsidy-weekly-update-26-november-2021.xlsx>

Grants and cancels for Jobseeker Support (JS)

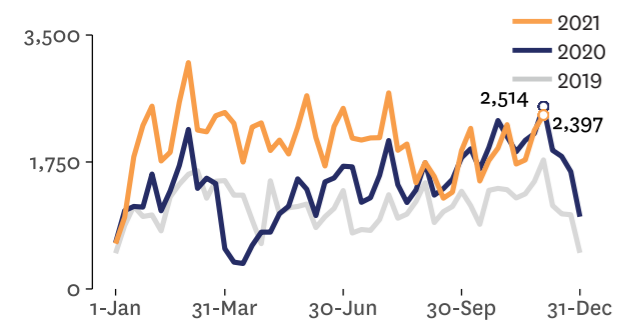
4. Total number of JS grants, during each week



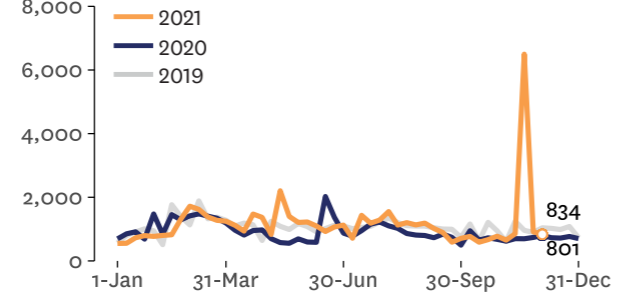
5. Total number of JS cancels, during each week*



6. Number of JS cancels into work, during each week



7. Number of JS cancels for all reasons other than work, during each week*

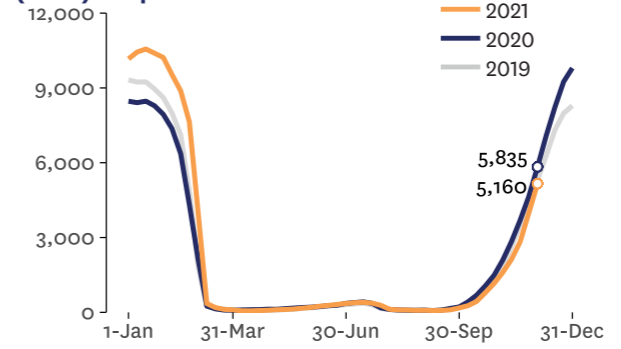


Regional JS total (WR and HCD)

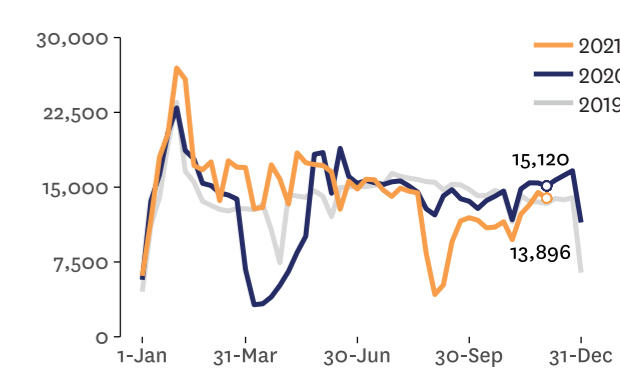
8. Percentage of the estimated New Zealand population aged 18–64 receiving JS, by Regional Council, compared with the same time last year

Population proportion	Percentage point change	
Northland	10.0%	-1.1%
Gisborne	8.6%	-2.0%
Bay of Plenty	7.9%	-1.2%
West Coast	7.7%	-0.6%
Waikato	6.9%	-0.8%
Hawke's Bay	6.7%	-0.9%
Manawatu-Whanganui	6.6%	-1.1%
Taranaki	6.1%	-1.2%
Auckland	5.6%	-0.6%
Nelson	5.4%	-0.8%
Wellington	5.0%	-0.8%
Southland	4.7%	-0.9%
Canterbury	4.5%	-0.8%
Tasman	4.4%	-0.8%
Marlborough	4.4%	-0.4%
Otago	3.7%	-0.6%

11. Number of Jobseeker Support Student Hardship (JSSH) recipients



14. Number of Benefit Advances, during each week



Main benefit numbers refer to the number of people who are in primary receipt.
Hardship grants are counts of grants, rather than clients. A client can receive multiple grants. Special Needs Grants are the sum of grants during each week. During a week with a public holiday, the number of hardship grants may decrease, due to fewer contact hours with clients.
For **population proportions**, the estimated New Zealand resident population is used, as at the most recent June estimate available for the relevant period.
Caution should be exercised when **comparing data between weekly, monthly, and quarterly data releases**. Some data provided by MSD is the exact count as at the end of a week, month, or quarter, while other data is a sum of administrative actions during a period. Data that is summed over a reporting period includes grants and cancels, and hardship grants.
All percentages and proportions are calculated after **random rounding** has been applied.
*The removal of the **Subsequent Child Policy** came into effect on 8 November 2021, resulting in a one-off transfer of some sole parents from Jobseeker Support to Sole Parent Support in the week ending 12 November.