

Emergency Housing Grants | Mar 2026

Emergency housing is short-term accommodation (usually in motels) for individuals who have an urgent need because they are unable to remain in their usual place of residence. Clients may be eligible for an Emergency Housing Grant if they cannot access accommodation and we have explored all the other options available to them. Grants can cover between one and 21 nights of accommodation at a time.



Amount granted
Mar 2026

\$3.7M

\$0.7M more than last month

Monthly Emergency Housing Grants

1,581

330 more than last month

Households in emergency housing as at 31 March

471

21 more than last month

Adults in emergency housing as at 31 Mar

513

24 more than last month

Children in emergency housing as at 31 Mar

417

72 more than last month

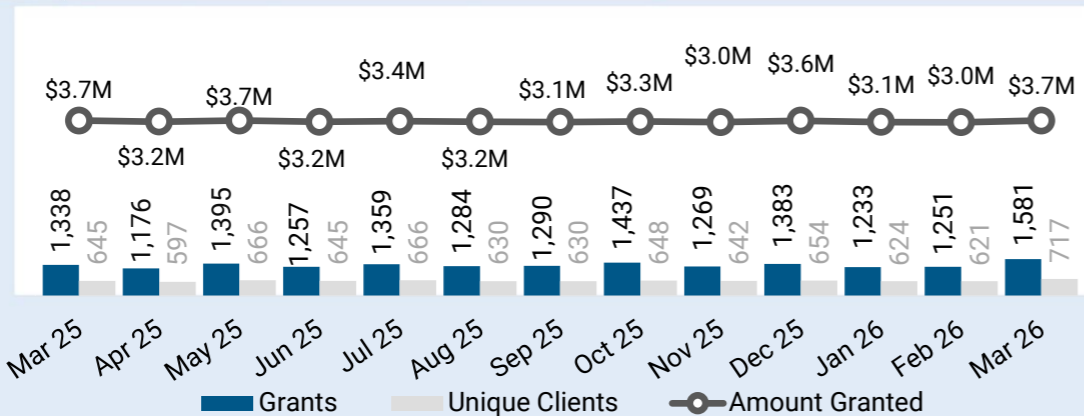
Households with children in EH for 12 weeks+ as at 31 March

27

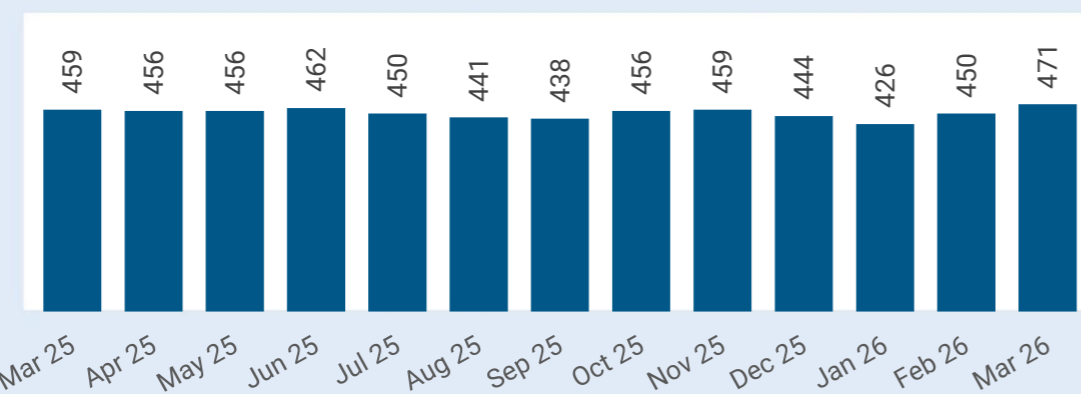
6 fewer than last month

Emergency housing – over the month and historic numbers

1 Grants/clients/amount granted over each month



2 Number of households in emergency housing – as at the end of each month



Commentary

There were 471 households in emergency housing (EH) as at the end of March 2026, a rise of 21 or 5% from the previous month.

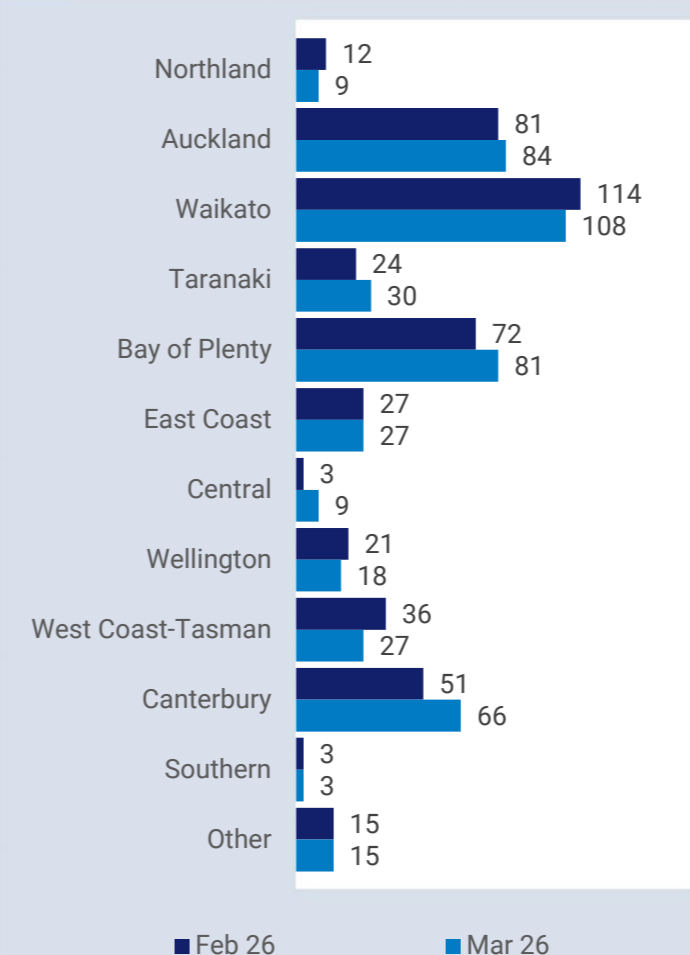
In most regions, the number of households in EH remained stable from February to March 2026. The largest change was in Canterbury, which had 15 more households in EH, a rise of 29%.

As at the end of March 2026, the number of children in EH was 417, a rise of 72 or 21% from the previous month.

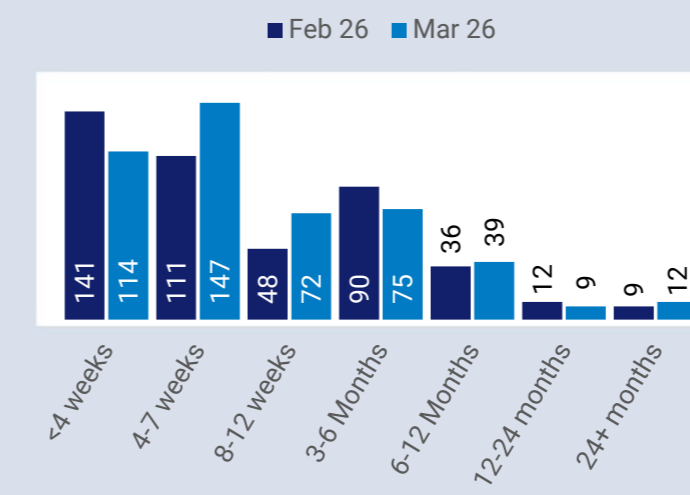
Note: Households living in Contracted Emergency Housing (CEH) in Rotorua are not included in this reporting. The new model is being piloted in Rotorua. Reporting of the number of households in CEH is currently unavailable. Random rounding has been applied to these figures. Figures in tables may not add up to the total due to random rounding.

Emergency housing – at the end of the month

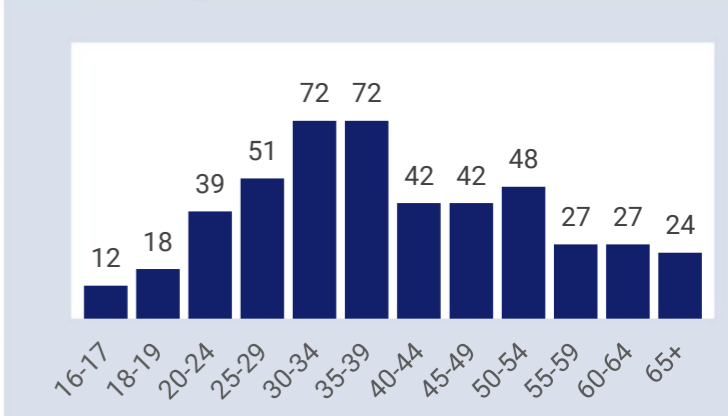
3 Households in emergency housing by MSD region – as at end of the month



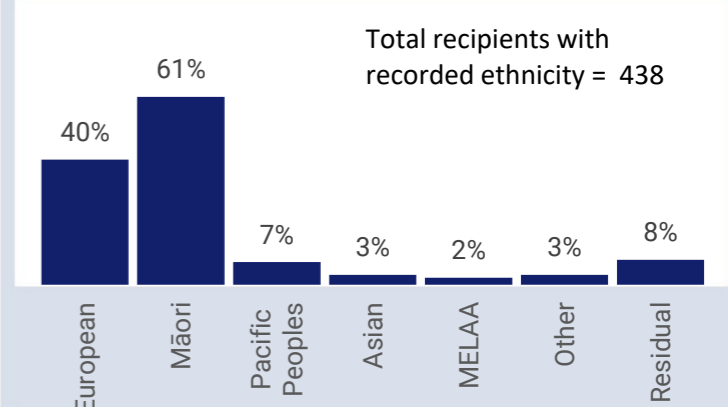
4 Households by duration in emergency housing – as at end of the month



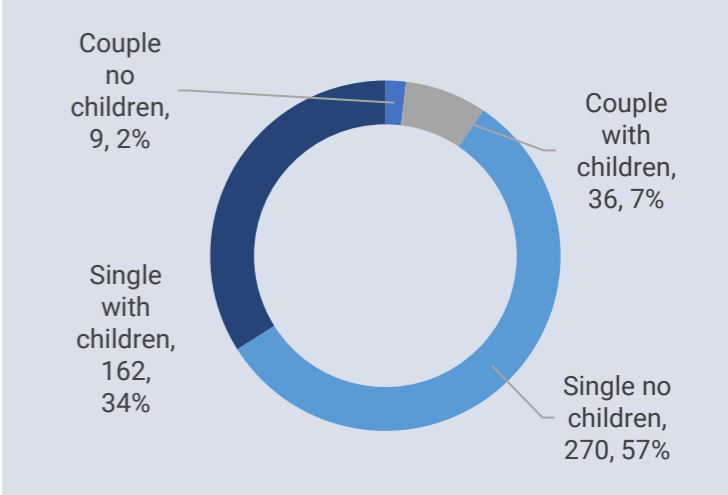
5 Age distribution of primary applicants in emergency housing – as at end of the month



6 Ethnicity* of primary applicant in emergency housing – as at end of the month



7 Household composition – as at end of the month



Social Housing Register | 31 Mar 2026

The Social Housing Register is a non-time-bound list of all applicants eligible to be placed in social housing. Applicants complete a social housing assessment which determines eligibility and priority for social housing against an agreed set of criteria, which is then used to assist the social housing provider in matching to the most appropriate property.



As at 31 Mar 2026

Housing Register

19,701

147 fewer than last month

Transfer Register*

4,959

30 more than last month

Social Housing Register

24,660

114 fewer than last month

New applications that entered the Social Housing Register

2,136

249 more than last month

Housed in social housing

900

117 more than last month

Priority One Fast Track

Live on Register

30

Housed in Mar 26

3

Housed since May 24

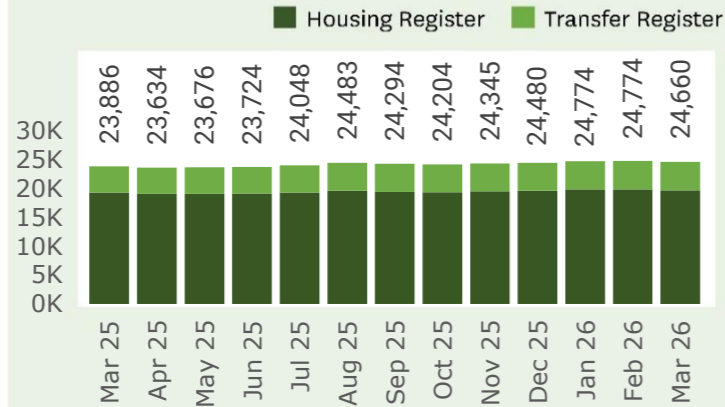
1,101

Children housed since May 24

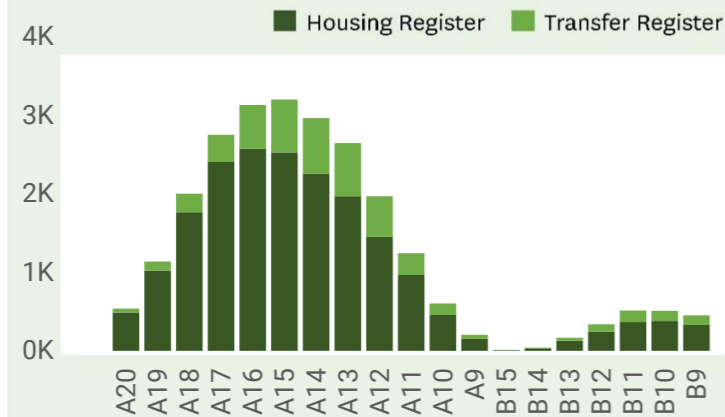
2,367

Social Housing Register numbers

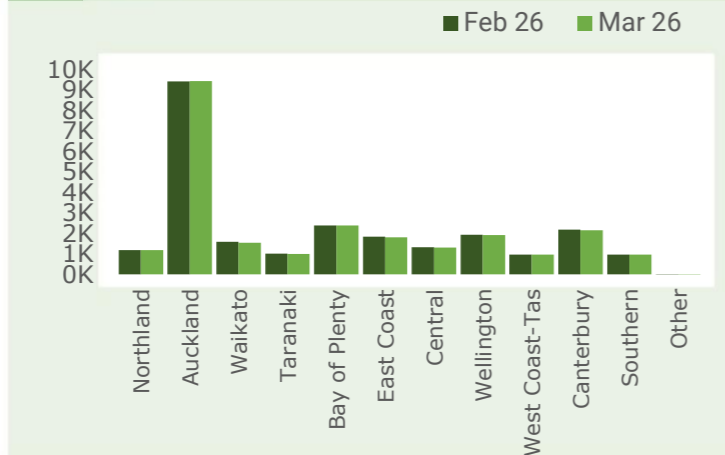
8 Applications live on the Social Housing Register



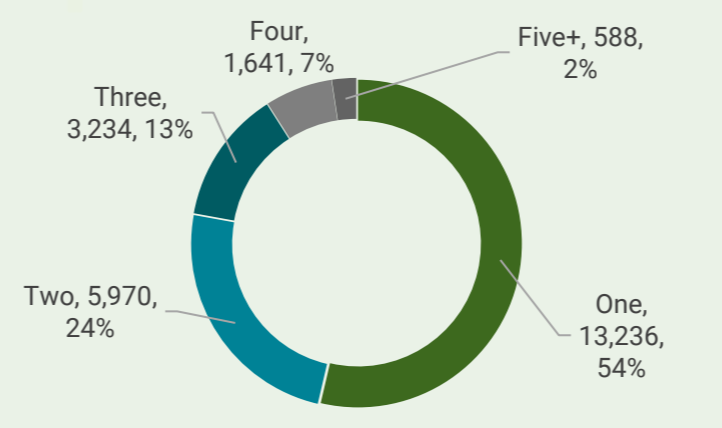
9 Applications by priority** – as at end of the month



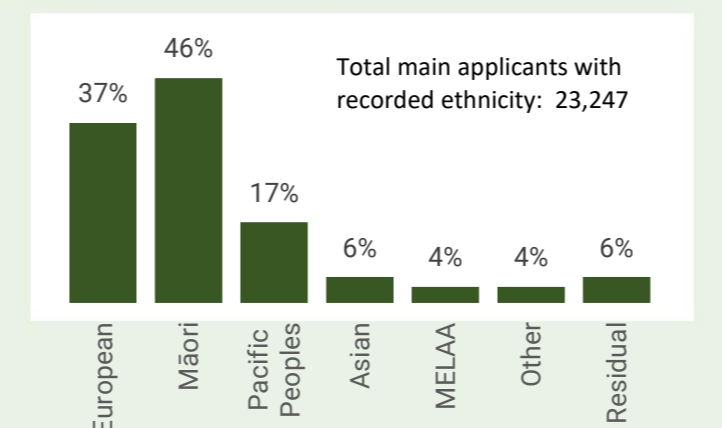
10 Register applications by MSD region – as at end of the month



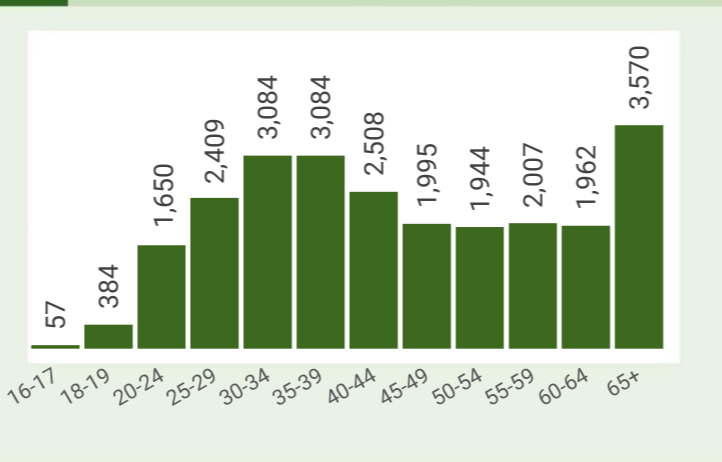
11 Percentage of applications by bedrooms required – as at end of the month



12 Percentage of main applicants, by ethnicity – as at end of the month

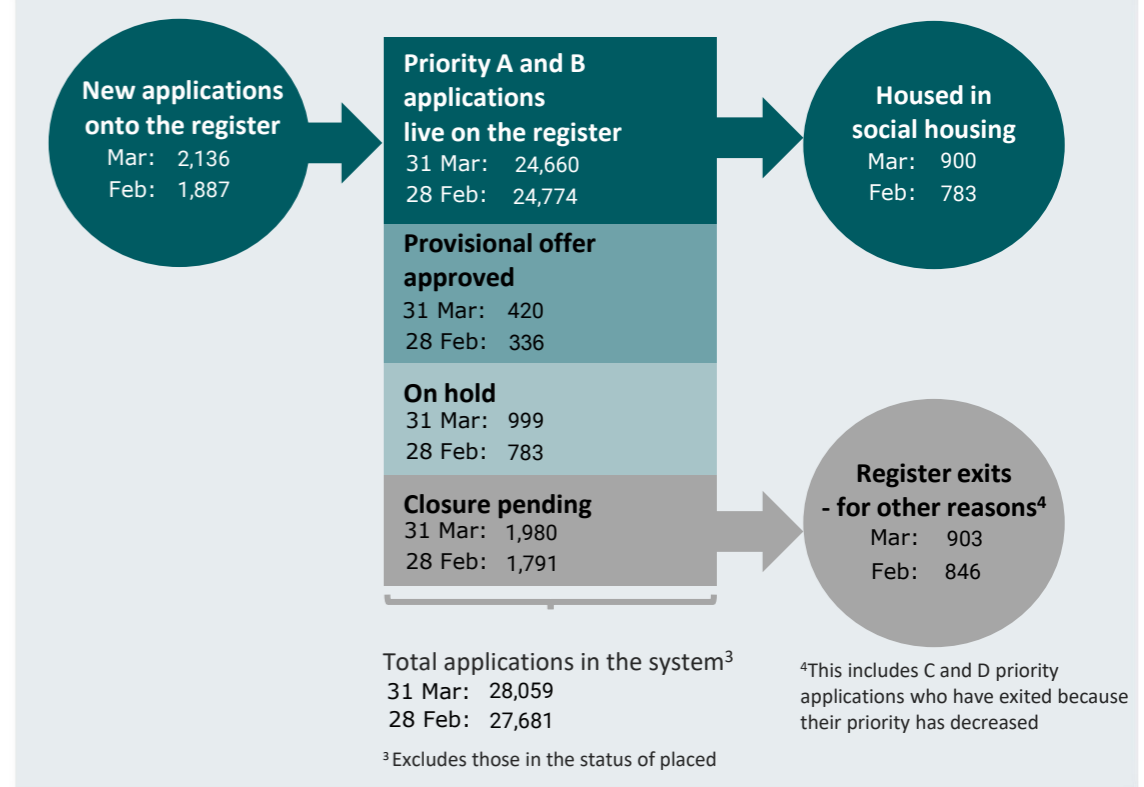


13 Age of main applicant – as at end of the month



Social Housing Register flow

14 Register flow data – as at end of the month



Commentary

From February to March 2026, the number of applications on the Social Housing Register fell by 114 or 0.5%.

The number of applications on the Social Housing Register remained stable in most regions. The largest month-on-month percentage change was in Waikato, down by 48 or 3%.

**Graph 9 – Info on the SAS criteria used to determine eligibility and priority can be found here:

www.workandincome.govt.nz/map/social-housing/assessment-of-eligibility/index.html

*People who already live in social housing, but have applied and are eligible to transfer to another property are placed on the Transfer Register.

Random Rounding has been applied to these figures. Figures in tables may not add up to the total due to random rounding.

*MSD reports total response ethnicity. This means if a person identifies with more than one ethnic group, they are counted in each applicable group and the sum of responses for all ethnic groups may exceed 100%. For more information www.msd.govt.nz/about-msd-and-our-work/tools/how-we-report-ethnicity.html. Note, MELAA refers to Middle Eastern, Latin American, and African.