

Emergency Housing Grants | Jul 2025

Emergency housing is short-term accommodation (usually in motels) for individuals who have an urgent need because they are unable to remain in their usual place of residence. Clients may be eligible for an Emergency Housing Grant if they cannot access accommodation and we have explored all the other options available to them. Grants can cover between one and 21 nights of accommodation at a time.



MINISTRY OF SOCIAL
DEVELOPMENT
TE MANATŪ WHAKAHIATO ORA

Amount granted
Jul 2025

\$3.4M

\$0.2M more than last
month

Monthly Emergency
Housing Grants

1,359

102 more than last month

Households in
emergency housing
as at 31 July

447

12 fewer than last month

Adults in emergency
housing as at 31 Jul

492

3 fewer than last month

Children in emergency
housing as at 31 Jul

348

78 fewer than last
month

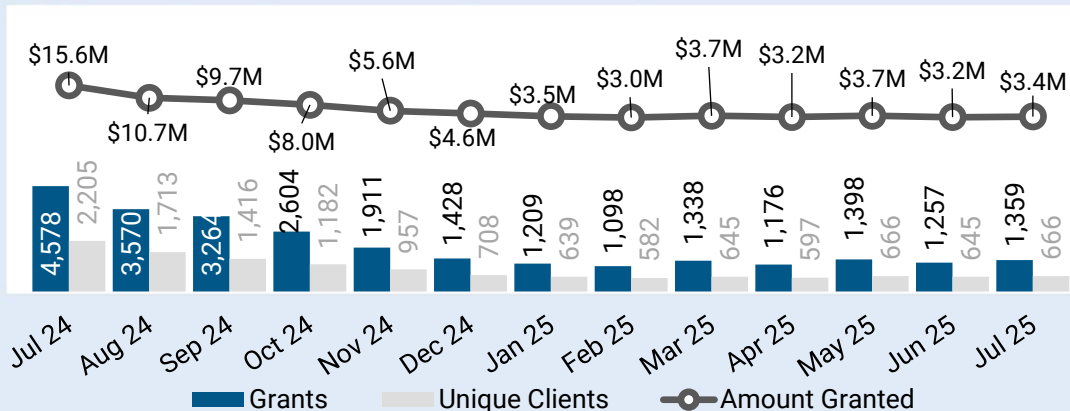
Households with
children in EH for
12 weeks+ as at
31 July

24

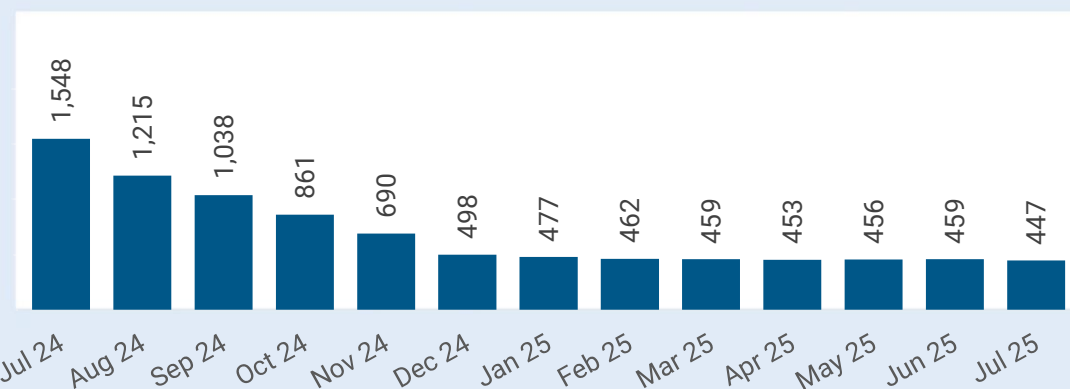
0 more than last month

Emergency housing – over the month and historic numbers

1 Grants/clients/amount granted over each month



2 Number of households in emergency housing – as at the end of each month



Commentary

There were 447 households in emergency housing (EH) as at the end of July 2025, nearly unchanged from the previous month. However, this is a large fall of 71% from the same time last year, when there were 1,548 households in EH.

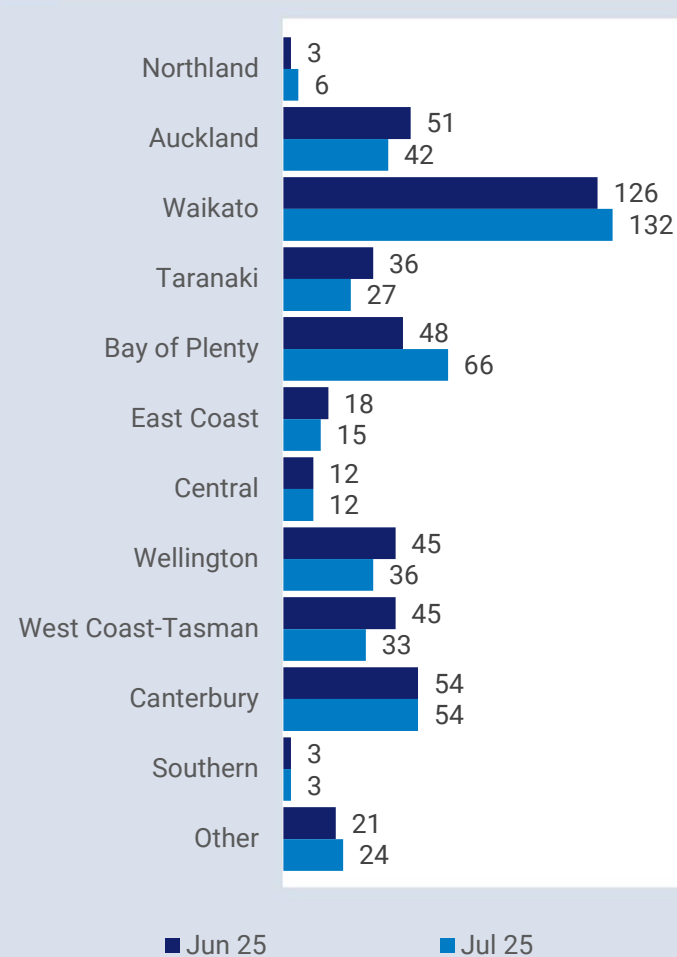
In most regions, the number of households in EH remained stable from June to July 2025. The largest change was in Bay of Plenty, which had 18 more households, a rise of 38%.

As at the end of July 2025, the number of children in EH was 348, a fall of 78 or 18% from the previous month.

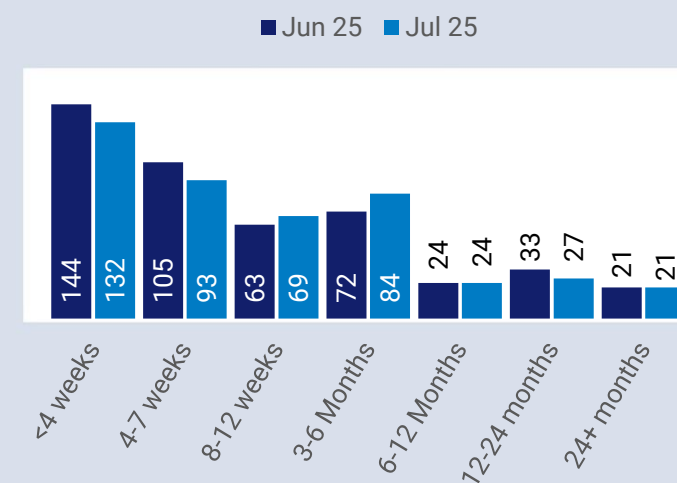
Note: Households living in Contracted Emergency Housing (CEH) in Rotorua are not included in this reporting. The new model is being piloted in Rotorua. Reporting of the number of households in CEH is currently unavailable. Random rounding has been applied to these figures. Figures in tables may not add up to the total due to random rounding.

Emergency housing – at the end of the month

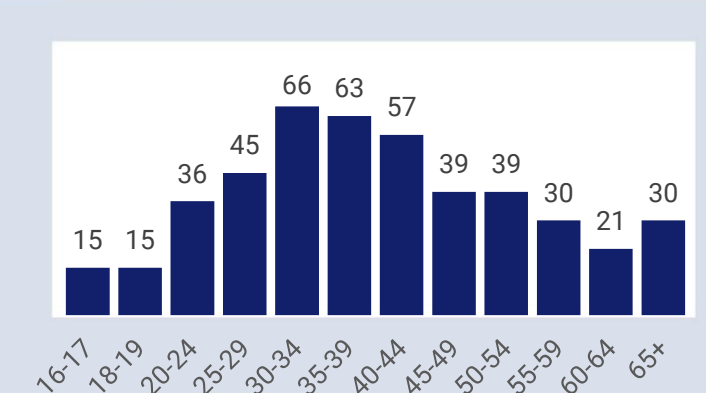
3 Households in emergency housing by MSD region – as at end of the month



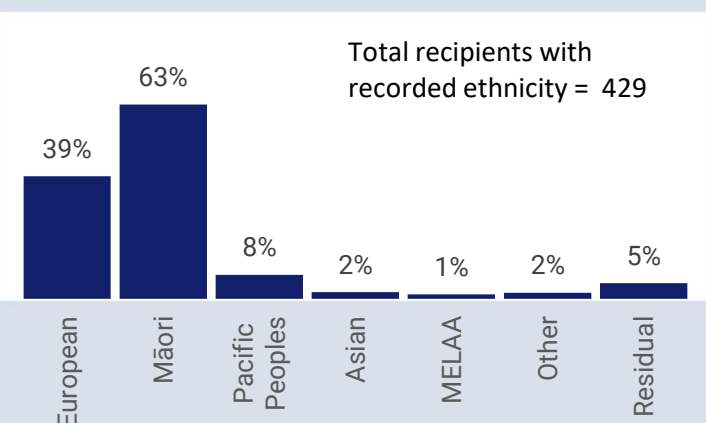
4 Households by duration in emergency housing – as at end of the month



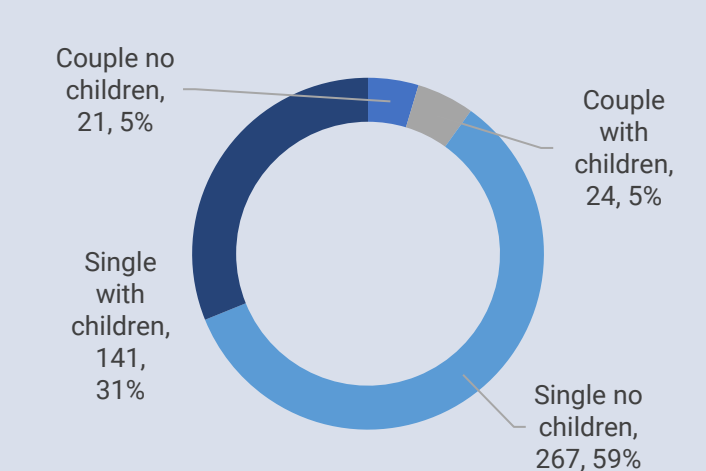
5 Age distribution of primary applicants in emergency housing – as at end of the month



6 Ethnicity* of primary applicant in emergency housing – as at end of the month



7 Household composition – as at end of the month



As at 31 Jul 2025

Housing Register

19,296

180 more than last month

Transfer Register*

4,752

144 more than last month

Social Housing Register

24,048

327 more than last month

New applications that entered the Social Housing Register

2,325

447 more than last month

Housed in social housing

942

192 more than last month

Priority One Fast Track

Live on Register

27

Housed in Jul 25

21

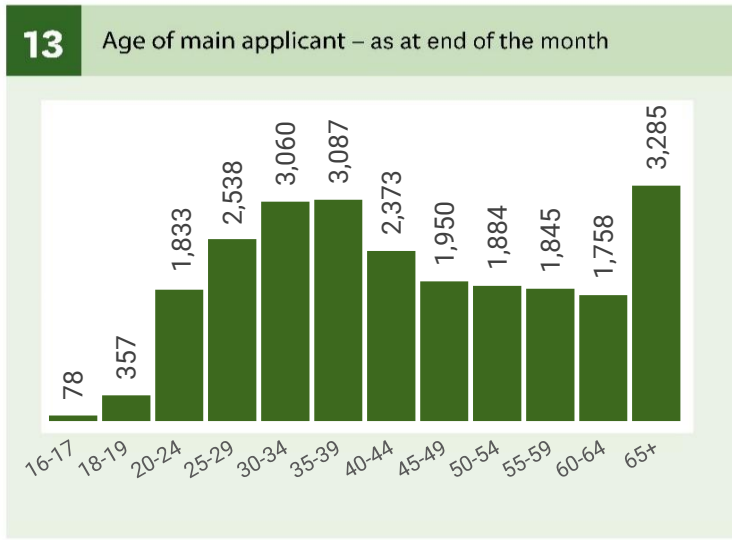
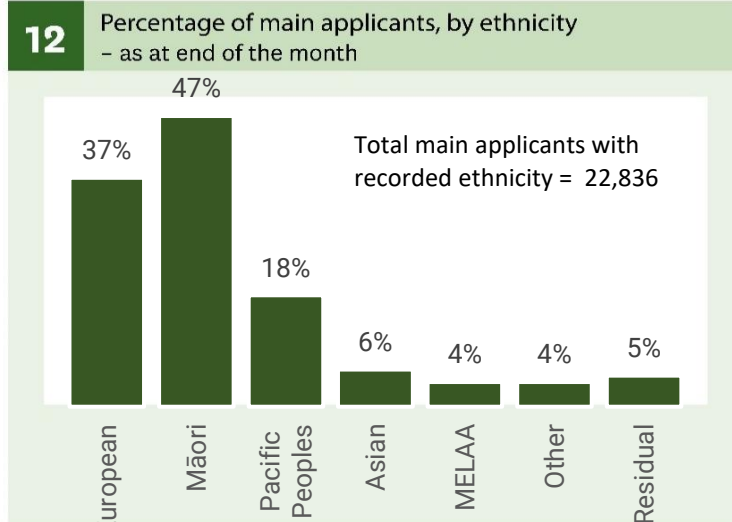
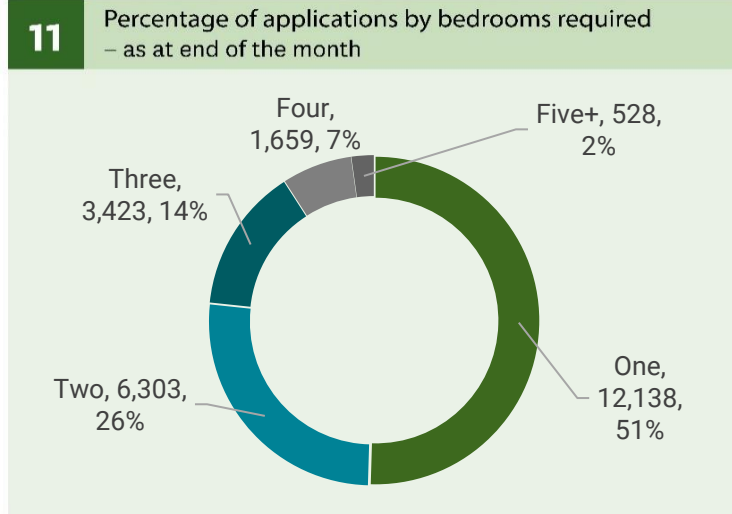
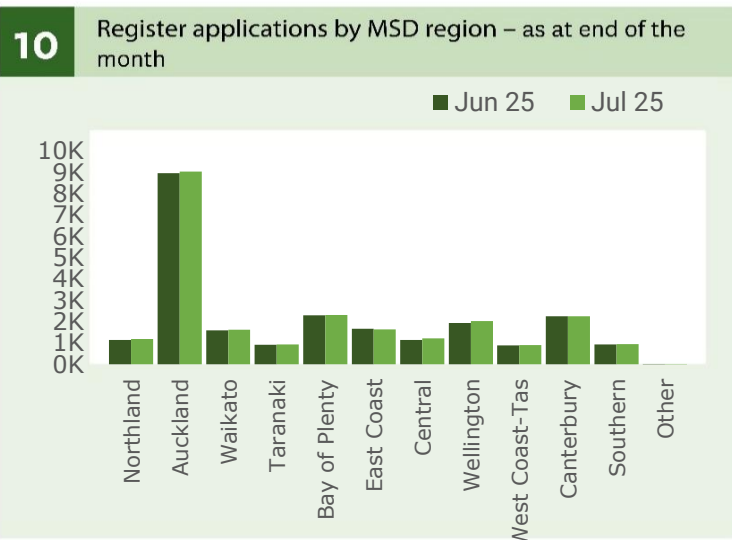
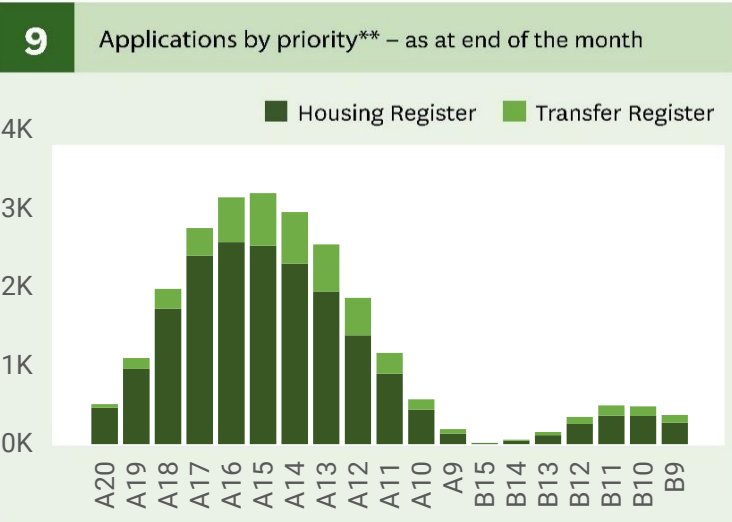
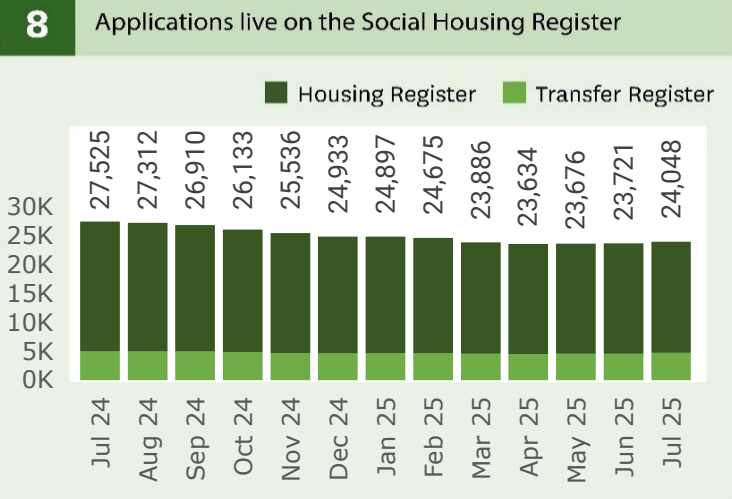
Housed since May 24

1,062

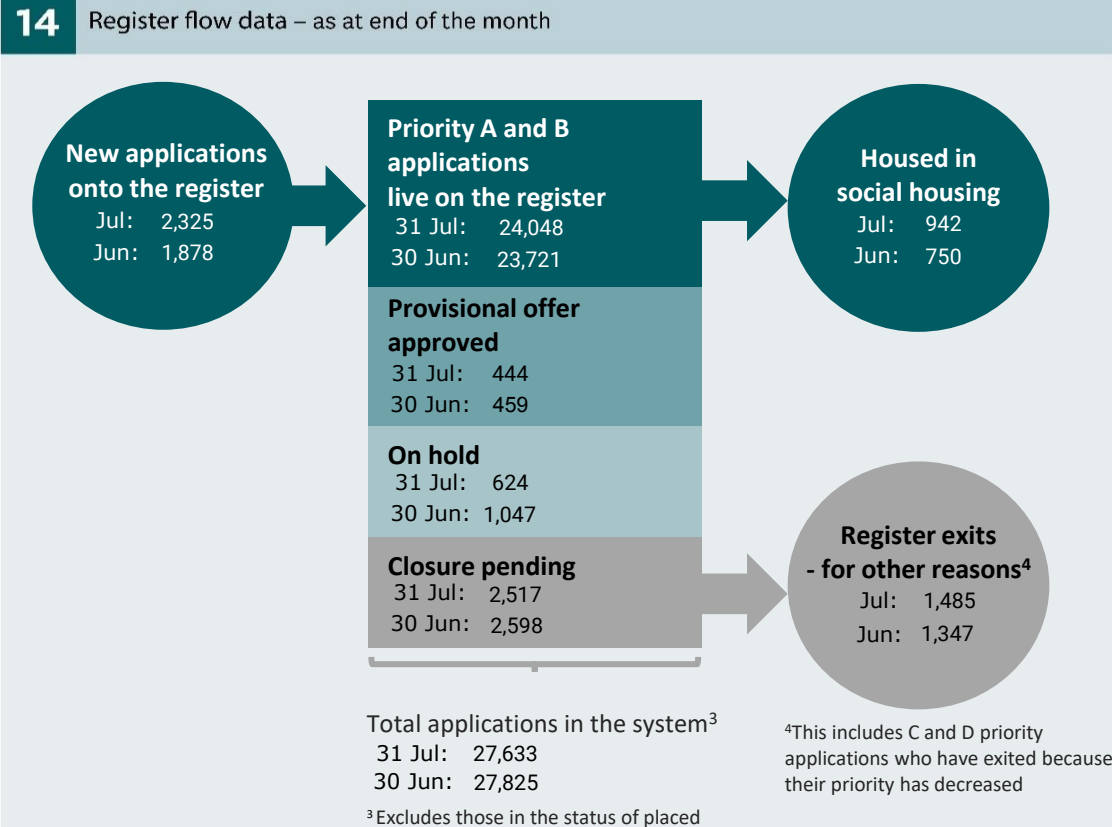
Children housed since May 24

2,268

Social Housing Register numbers



Social Housing Register flow



Commentary

From June 2025 to July 2025, the number of applications on the Social Housing Register rose by 327 or 1.4%.

The number of applications on the Social Housing Register remained stable in most regions. The largest month-on-month percentage change was in Central, up by 63 or 5%.

**Graph 9 – Info on the SAS criteria used to determine eligibility and priority can be found here:

www.workandincome.govt.nz/map/social-housing/assessment-of-eligibility/index.html

*People who already live in social housing, but have applied and are eligible to transfer to another property are placed on the Transfer Register.

Random Rounding has been applied to these figures. Figures in tables may not add up to the total due to random rounding.

*MSD reports total response ethnicity. This means if a person identifies with more than one ethnic group, they are counted in each applicable group and the sum of responses for all ethnic groups may exceed 100%. For more information www.msd.govt.nz/about-msd-and-our-work/tools/how-we-report-ethnicity.html. Note, MELAA refers to Middle Eastern, Latin American, and African.