

Emergency Housing SNGs | Jan 2025 |

Emergency housing is short-term accommodation (usually in motels) for individuals who have an urgent need because they are unable to remain in their usual place of residence. It is funded through Special Needs Grants that clients apply for when they cannot access accommodation and we have explored all the other options available to them. Grants can cover between one and 21 nights of accommodation at a time.

Amount granted
Jan 2025

\$3.5M

\$1.0M less than last month

Monthly Emergency Housing Special Needs Grants

1,209

219 fewer than last month

Households in emergency housing as at 31 January

474

24 fewer than last month

↳ Adults in emergency housing as at 31 Jan

528

3 fewer than last month

↳ Children in emergency housing as at 31 Jan

342

39 more than last month

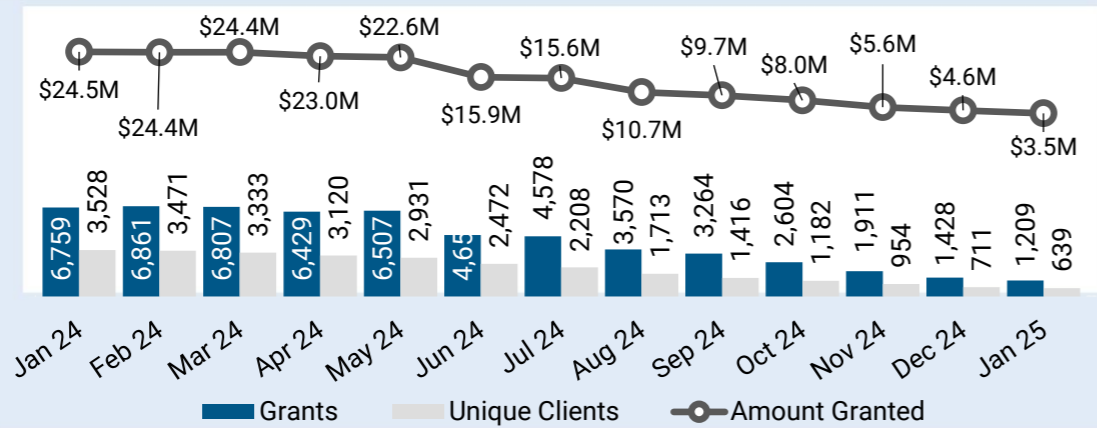
Households with children in EH for 12 weeks+ as at 31 January

33

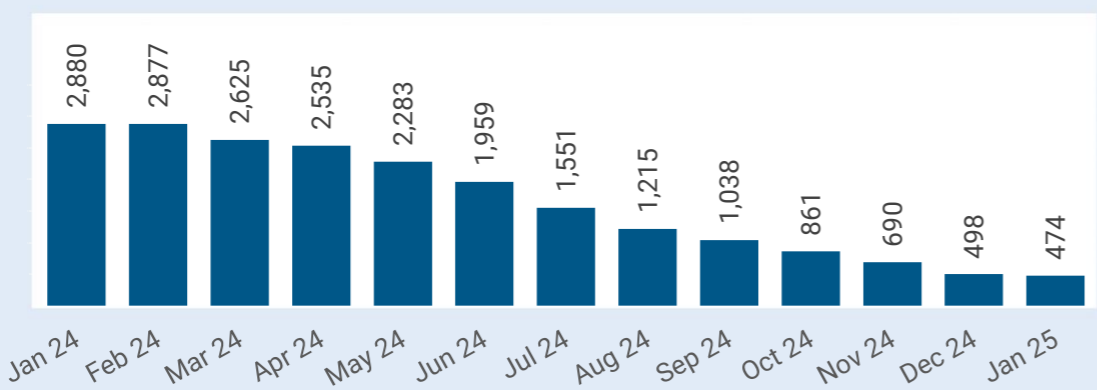
6 fewer than last month

Emergency housing – over the month and historic numbers

1 Grants/clients/amount granted over each month



2 Number of households in emergency housing – as at the end of each month



Commentary

The number of households in emergency housing (EH) has continued to decrease, reaching a total of 474 at the end of January 2025, down by 24 compared to the previous month. This is a significant drop from the same time last year, when the number of households in EH stood at 2,880, marking a 84% decrease.

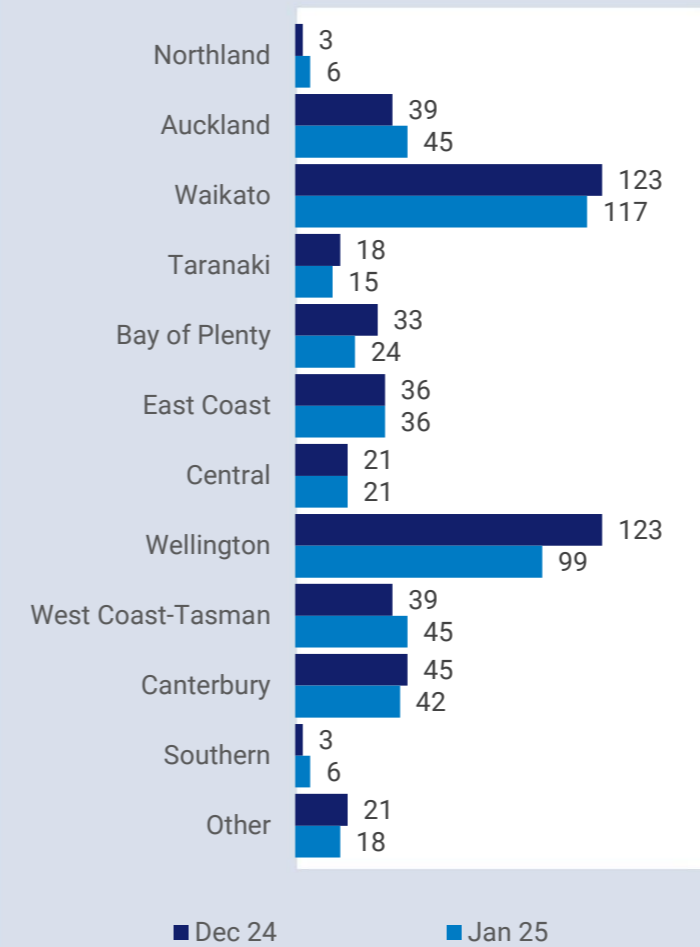
Six regions observed a monthly decline in the number of households. Wellington recorded the largest decrease with 24 fewer households, followed by Bay of Plenty and Waikato.

The number of single households has decreased by 45 or 13% in January 2025 compared to December 2024, partially offset by the increase in the number of couple with children households, up by 21 households. This increase in couple with children households (including Priority One Fast Track clients) could be due to fewer clients in EH being housed into Public Housing and other longer term accommodation over the holiday period.

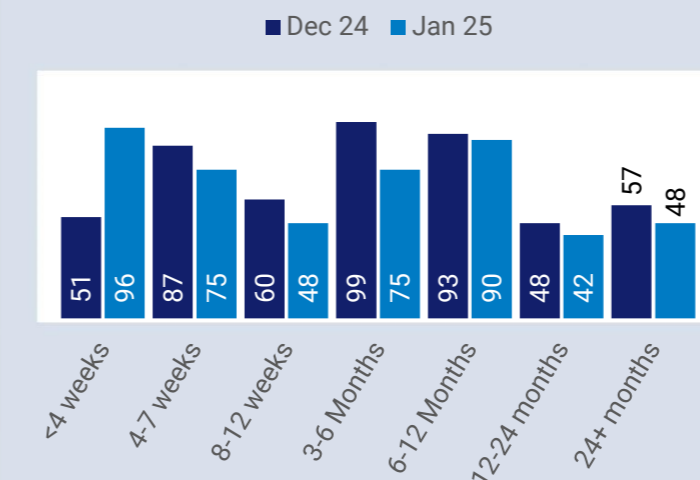
Note: Households living in Contracted Emergency Housing (CEH) in Rotorua are not included in this reporting. The new model is being piloted in Rotorua. Reporting of the number of households in CEH is currently unavailable. **Random rounding** has been applied to these figures. Figures in tables may not add up to the total due to random rounding.

Emergency housing – at the end of the month

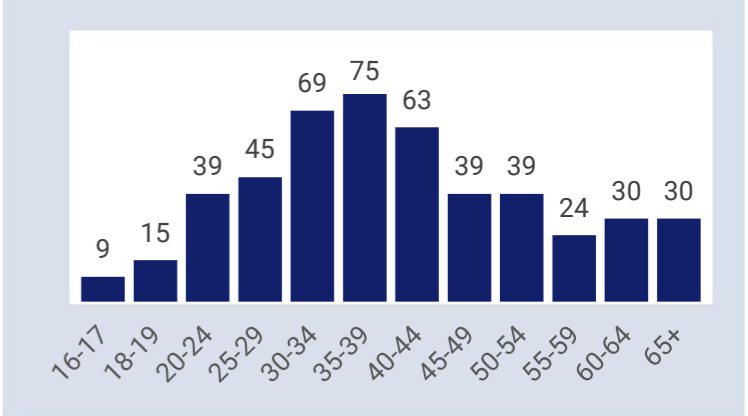
3 Households in emergency housing by MSD region – as at end of the month



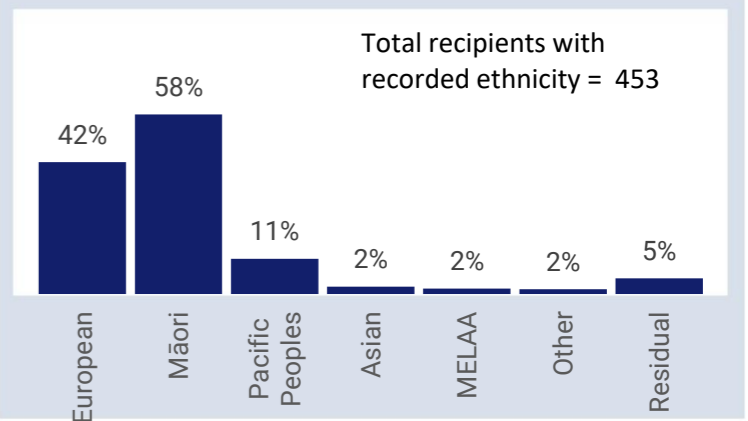
4 Households by duration in emergency housing – as at end of the month



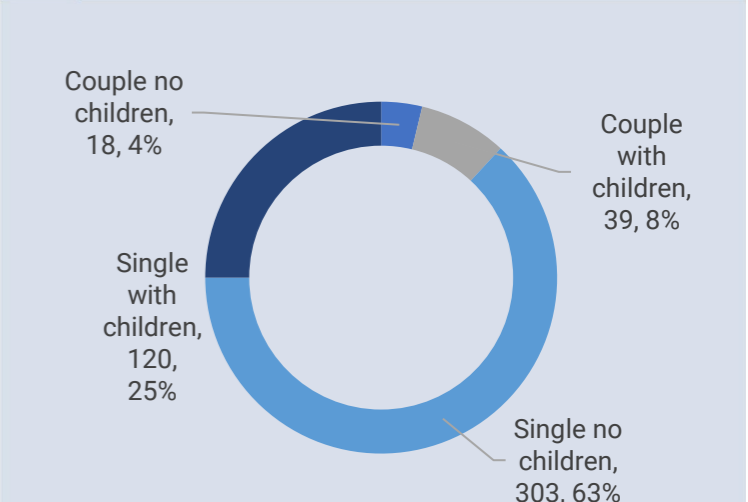
5 Age distribution of primary applicants in emergency housing – as at end of the month



6 Ethnicity* of primary applicant in emergency housing – as at end of the month



7 Household composition – as at end of the month



Public Housing Register | 31 Jan 2025 |

The Public Housing Register is a non-time bound list of all applicants eligible to be placed in public housing. Applicants complete a public housing assessment which determines eligibility and priority for public housing against an agreed set of criteria, which is then used to assist the public housing provider in matching to the most appropriate property.

As at 31 Jan 2025

Housing Register
20,256
45 fewer than last month

Transfer Register*
4,638
6 more than last month

Public Housing Register
24,894
39 fewer than last month

New applications that entered the Public Housing Register
1,659
36 more than last month

Housed in public housing
753
363 fewer than last month

Priority One Fast Track
Live on Register
87

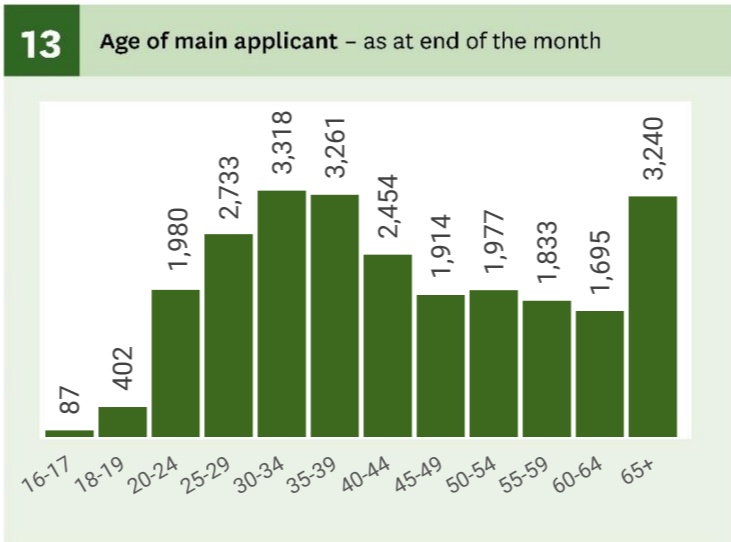
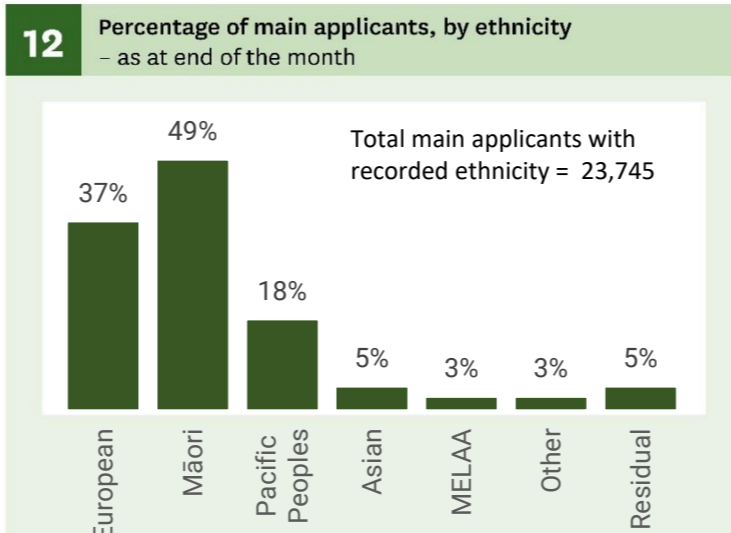
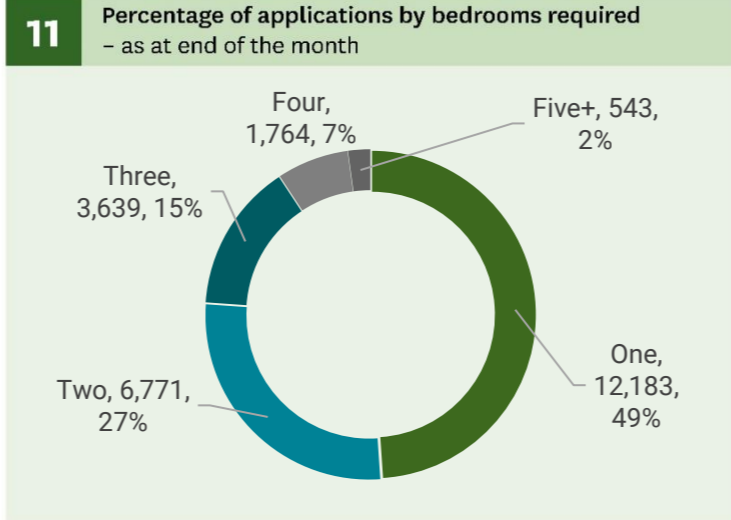
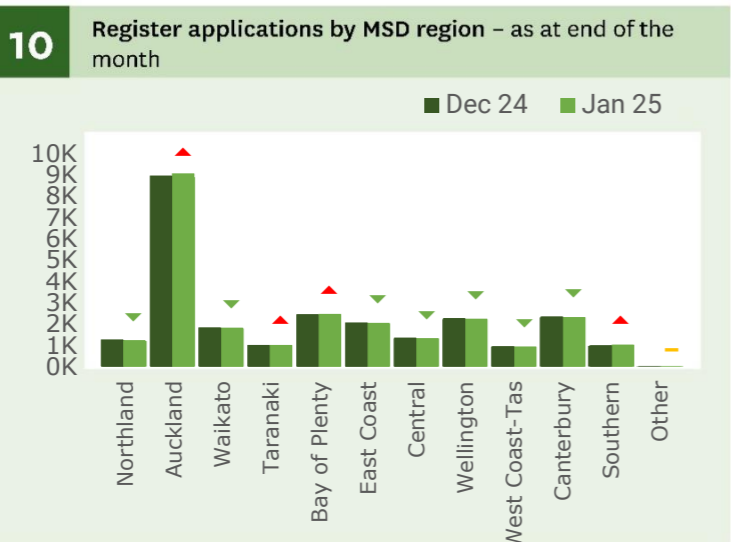
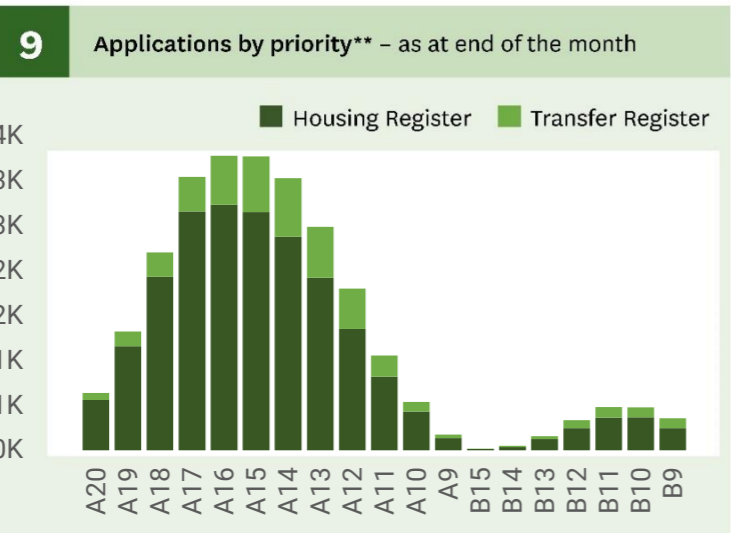
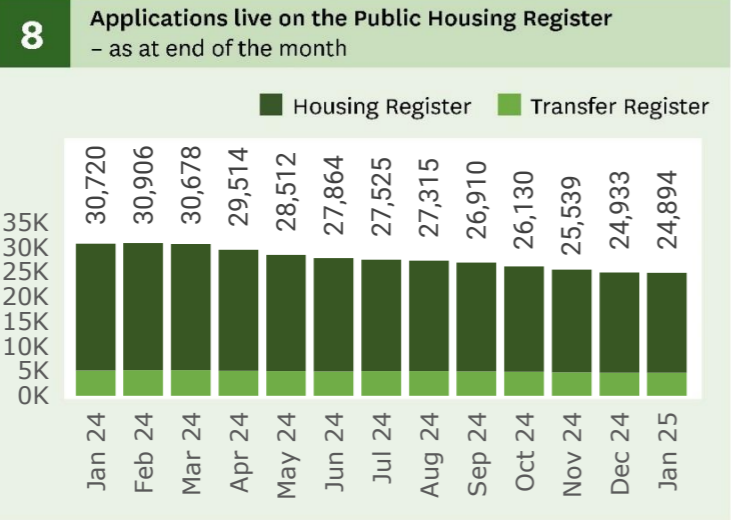
Housed in Jan 25
21

Housed since May 24
933

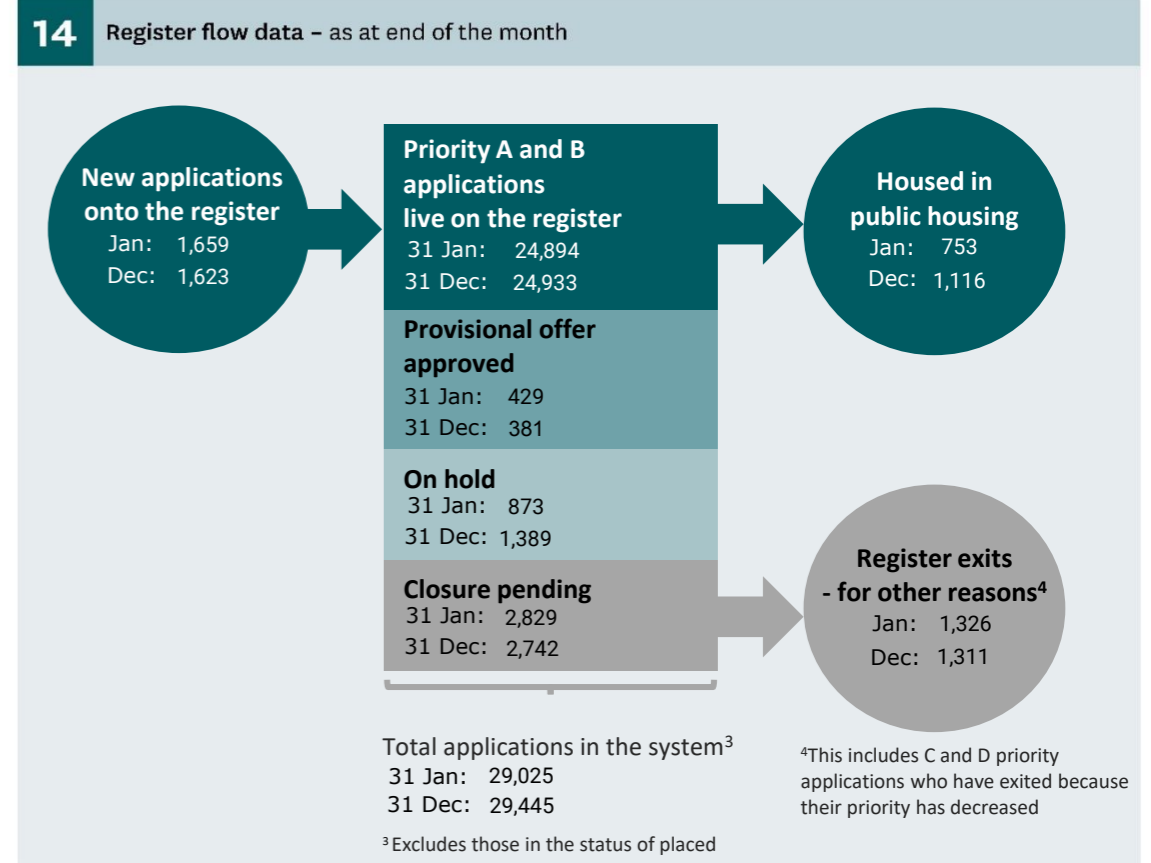
Children housed since May 24

1,968

Public Housing Register numbers



Public Housing Register flow



Commentary

The number of applications on the Public Housing Register has decreased in January 2025, down by 39 compared to December 2024 or 5,826 compared to January 2024

Most regions experienced a monthly decrease in applications with the highest decreases in Northland and Canterbury, down by 39 and 30 respectively.

The number of applicants being housed from the Register has decreased in January 2025. This follows the usual seasonal pattern for the beginning of each calendar year.

****Graph 9** – Info on the SAS criteria used to determine eligibility and priority can be found here: www.workandincome.govt.nz/map/social-housing/assessment-of-eligibility/index.html

*People who already live in public housing, but have applied and are eligible to transfer to another property are placed on the Transfer Register.

Random Rounding has been applied to these figures. Figures in tables may not add up to the total due to random rounding.

³MSD reports total response ethnicity. This means if a person identifies with more than one ethnic group, they are counted in each applicable group and the sum of responses for all ethnic groups may exceed 100%. For more information www.msd.govt.nz/about-msd-and-our-work/tools/how-we-report-ethnicity.html. Note, MELAA refers to Middle Eastern, Latin American, and African.