

Emergency Housing Grants | Feb 2025

Emergency housing is short-term accommodation (usually in motels) for individuals who have an urgent need because they are unable to remain in their usual place of residence. Clients may be eligible for an Emergency Housing Grant if they cannot access accommodation and we have explored all the other options available to them. Grants can cover between one and 21 nights of accommodation at a time.



Amount granted
Feb 2025

\$3M

\$0.5M less than last month

Monthly Emergency Housing Grants

1,098

108 fewer than last month

Households in emergency housing as at 28 February

459

18 fewer than last month

Adults in emergency housing as at 28 Feb

498

30 fewer than last month

Children in emergency housing as at 28 Feb

342

remained the same as last month

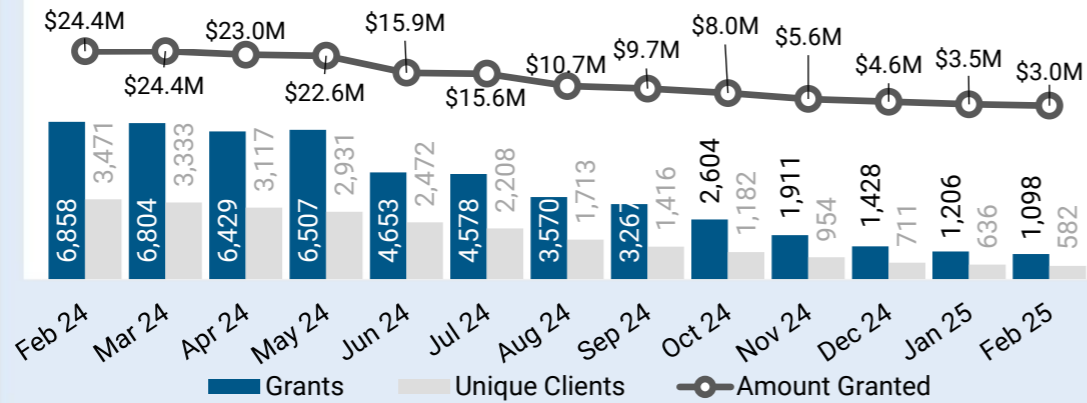
Households with children in EH for 12 weeks+ as at 28 February

30

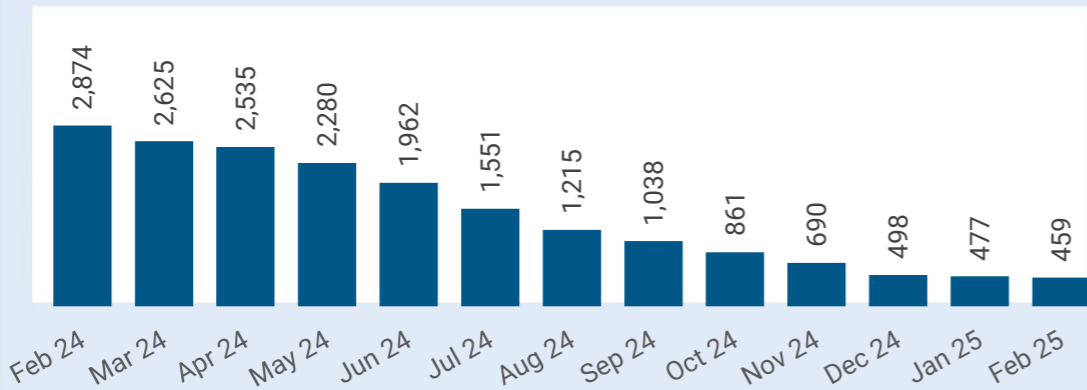
3 fewer than last month

Emergency housing – over the month and historic numbers

1 Grants/clients/amount granted over each month



2 Number of households in emergency housing – as at the end of each month



Commentary

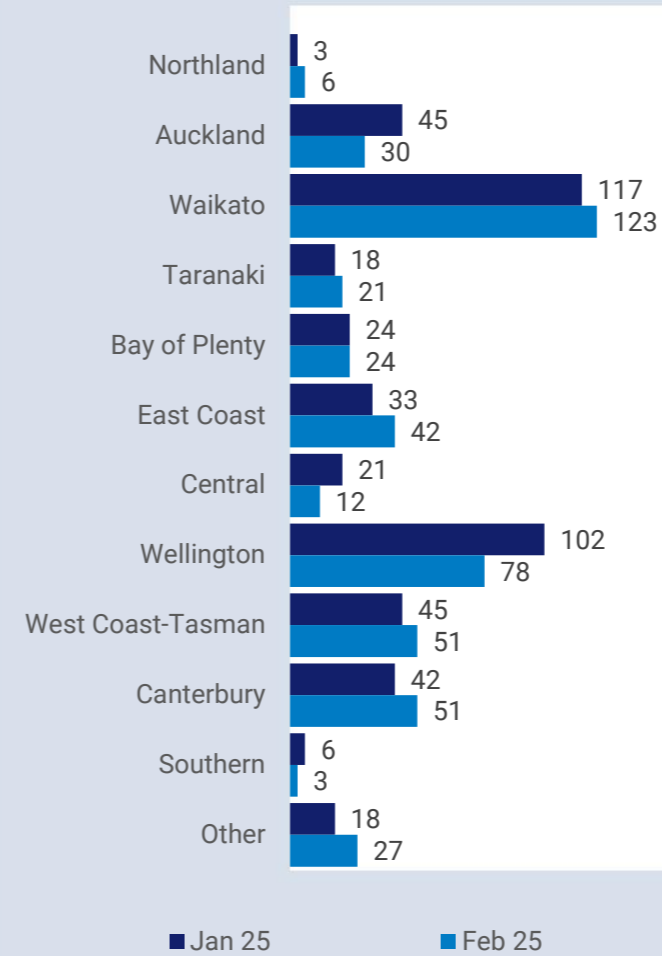
The number of households in emergency housing (EH) has continued to decrease, reaching a total of 459 at the end of February 2025, down by 18 compared to the previous month. This is a significant drop from the same time last year, when the number of households in EH stood at 2,874, marking a 84% decrease.

Four regions observed a monthly decline in the number of households. Wellington recorded the largest decrease with 24 or 24% fewer households, followed by Auckland, Central and Southern.

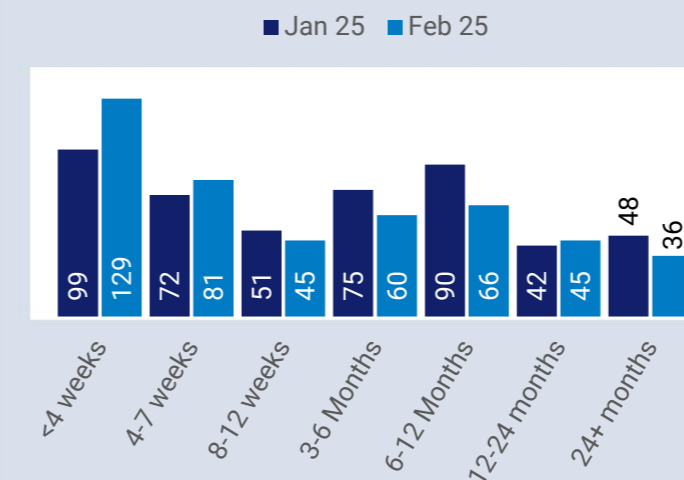
Note: Households living in Contracted Emergency Housing (CEH) in Rotorua are not included in this reporting. The new model is being piloted in Rotorua. Reporting of the number of households in CEH is currently unavailable. Random rounding has been applied to these figures. Figures in tables may not add up to the total due to random rounding.

Emergency housing – at the end of the month

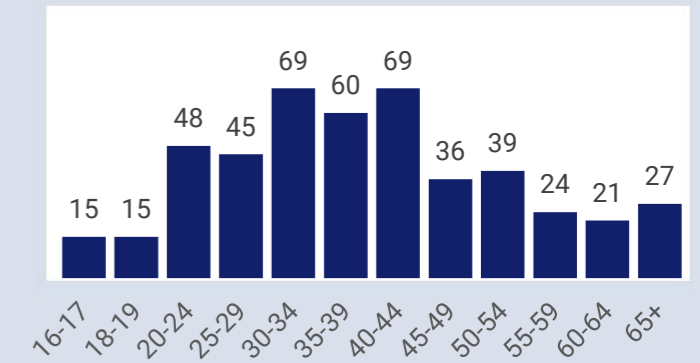
3 Households in emergency housing by MSD region – as at end of the month



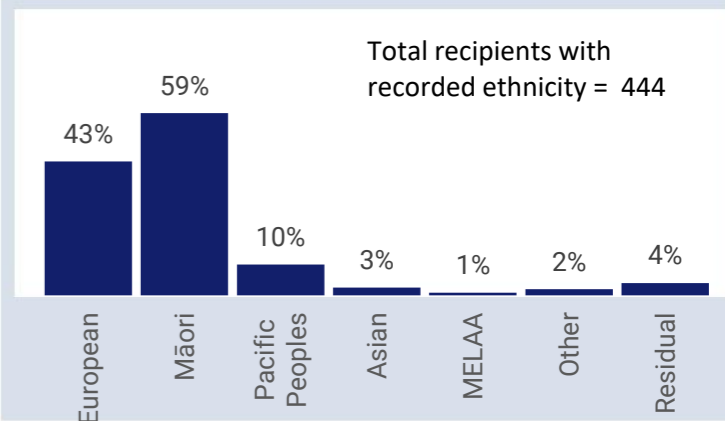
4 Households by duration in emergency housing – as at end of the month



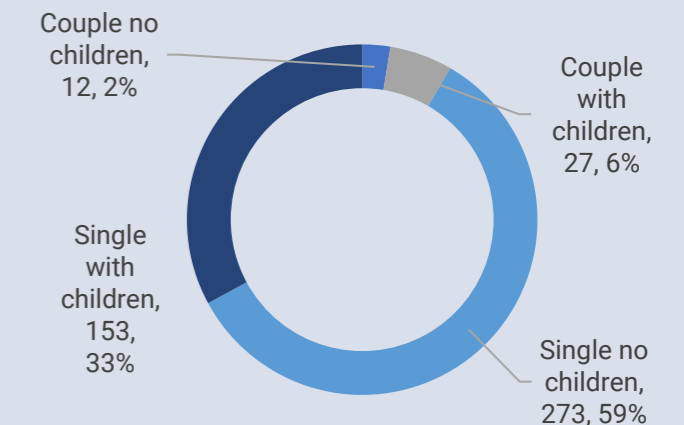
5 Age distribution of primary applicants in emergency housing – as at end of the month



6 Ethnicity* of primary applicant in emergency housing – as at end of the month



7 Household composition – as at end of the month



As at 28 Feb 2025

Housing Register

20,055

201 fewer than last month

Transfer Register*

4,617

24 fewer than last month

Social Housing Register

24,672

225 fewer than last month

New applications that entered the Social Housing Register

1,881

222 more than last month

Housed in social housing

825

75 more than last month

Priority One Fast Track

Live on Register

75

Housed Feb 25

18

Housed since May 24

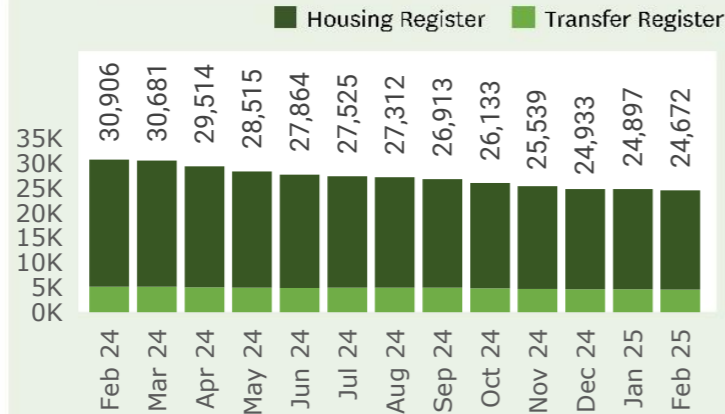
951

Children housed since May 24

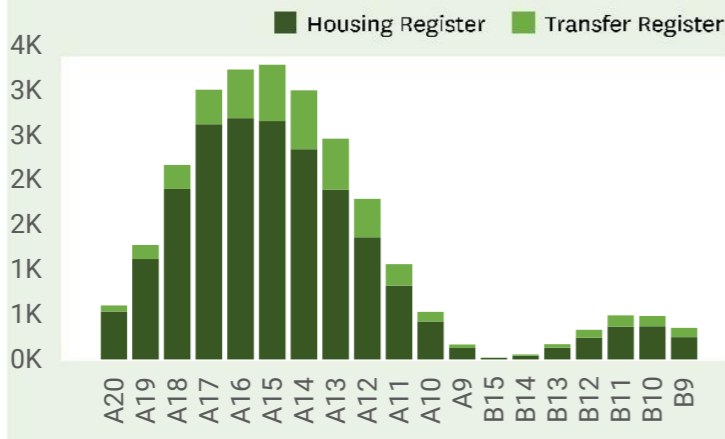
2,019

Social Housing Register numbers

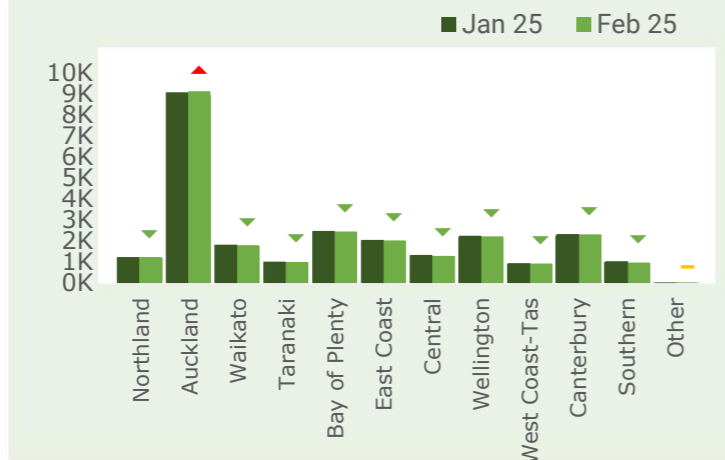
8 Applications live on the Social Housing Register



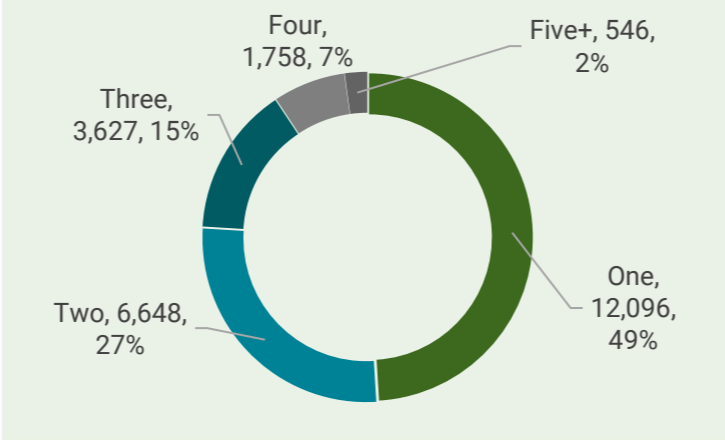
9 Applications by priority** – as at end of the month



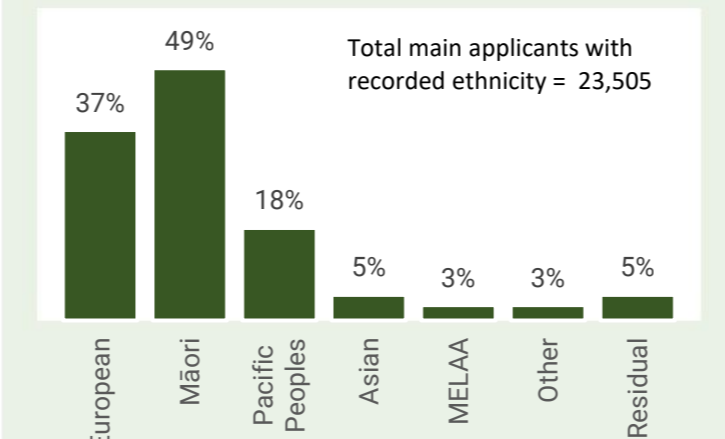
10 Register applications by MSD region – as at end of the month



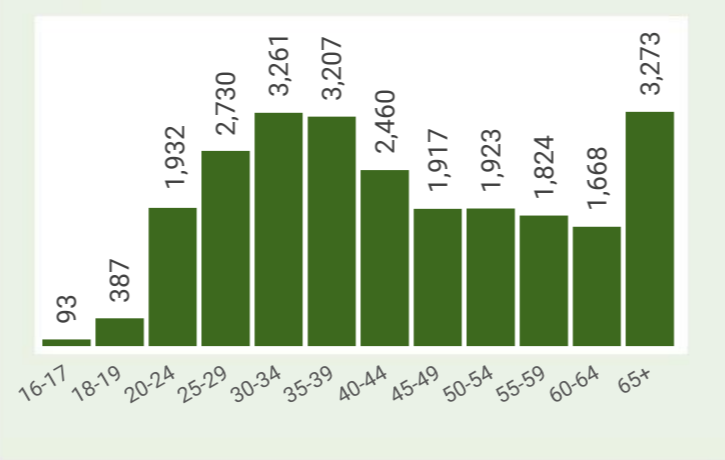
11 Percentage of applications by bedrooms required – as at end of the month



12 Percentage of main applicants, by ethnicity – as at end of the month

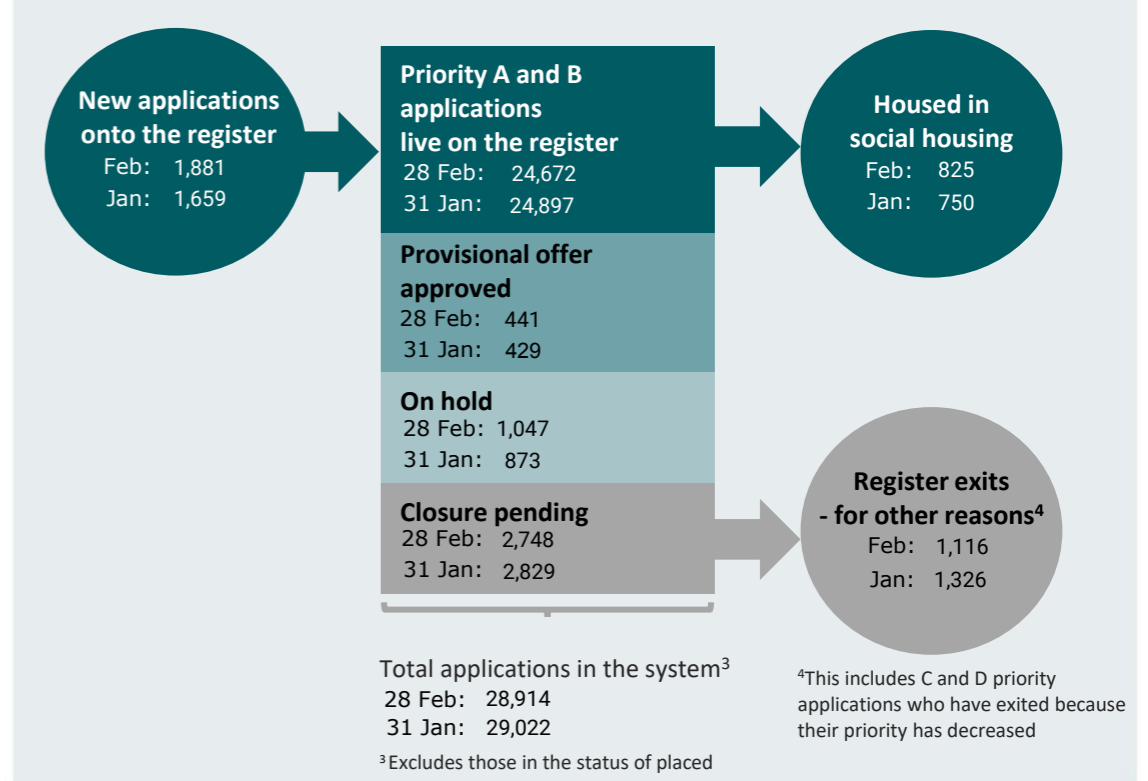


13 Age of main applicant – as at end of the month



Social Housing Register flow

14 Register flow data – as at end of the month



Commentary

The number of applications on the Public Housing Register has decreased in February 2025, down by 225 compared to January 2025 or 6,234 compared to February 2024.

All regions except Auckland experienced a monthly decrease in applications with the highest decreases in Southern, down by 57 or 6%.

The number of applicants being housed from the Register has increased in February 2025. This follows the usual seasonal pattern for the beginning of each calendar year as more applicants are being housed following the holiday season.

**Graph 9 – Info on the SAS criteria used to determine eligibility and priority can be found here: www.workandincome.govt.nz/map/social-housing/assessment-of-eligibility/index.html

*People who already live in public housing, but have applied and are eligible to transfer to another property are placed on the Transfer Register.

Random Rounding has been applied to these figures. Figures in tables may not add up to the total due to random rounding.

³MSD reports total response ethnicity. This means if a person identifies with more than one ethnic group, they are counted in each applicable group and the sum of responses for all ethnic groups may exceed 100%. For more information www.msd.govt.nz/about-msd-and-our-work/tools/how-we-report-ethnicity.html. Note, MELAA refers to Middle Eastern, Latin American, and African.