

Emergency Housing Grants | Aug 2025

Emergency housing is short-term accommodation (usually in motels) for individuals who have an urgent need because they are unable to remain in their usual place of residence. Clients may be eligible for an Emergency Housing Grant if they cannot access accommodation and we have explored all the other options available to them. Grants can cover between one and 21 nights of accommodation at a time.



MINISTRY OF SOCIAL
DEVELOPMENT
TE MANATŪ WHAKAHIATO ORA

Amount granted

Aug 2025

\$3.2M

\$0.2M less than last month

Monthly Emergency
Housing Grants

1,281

78 fewer than last month

Households in
emergency housing
as at 31 August

441

6 fewer than last month

Adults in emergency
housing as at 31 Aug

480

12 fewer than last month

Children in emergency
housing as at 31 Aug

357

9 more than last month

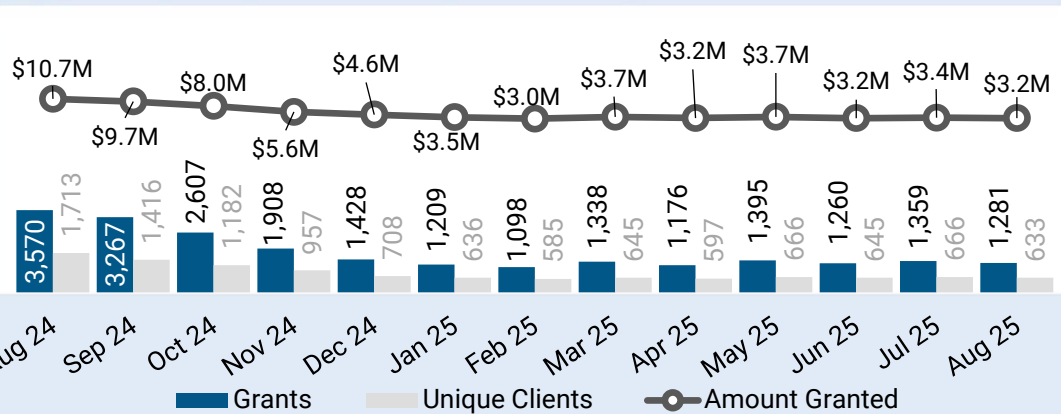
Households with
children in EH for
12 weeks+ as at
31 August

24

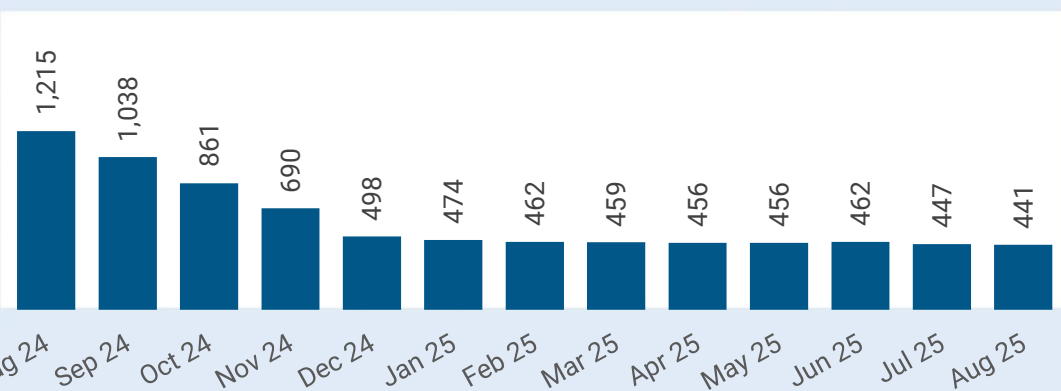
0 more than last month

Emergency housing – over the month and historic numbers

1 Grants/clients/amount granted over each month



2 Number of households in emergency housing – as at the end of each month



Commentary

There were 441 households in emergency housing (EH) as at the end of August 2025, nearly unchanged from the previous month. However, this is a large fall of 64% from the same time last year, when there were 1,215 households in EH.

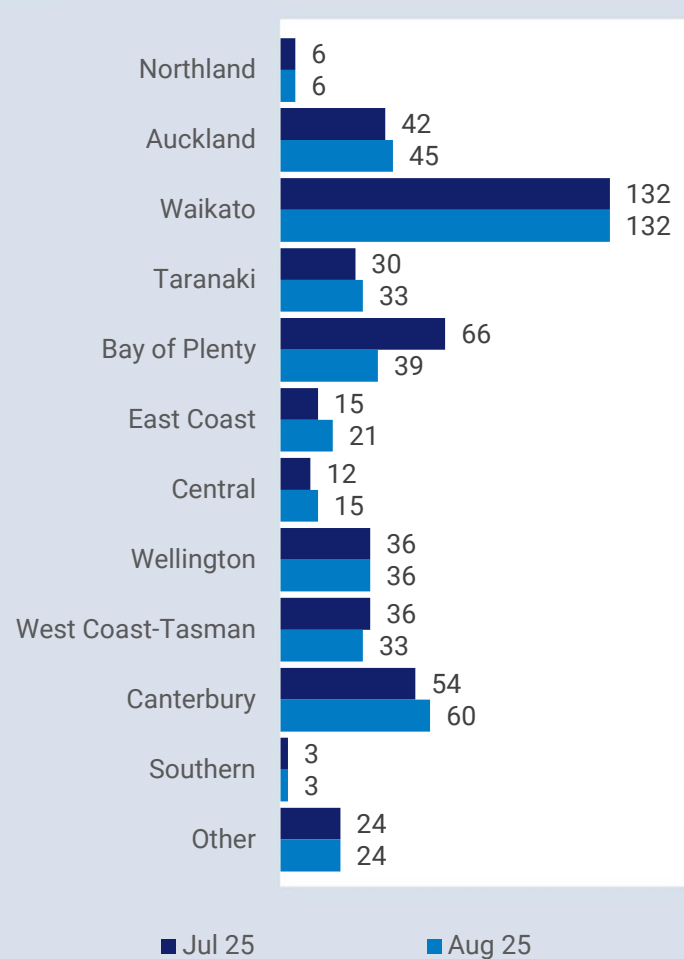
In most regions, the number of households in EH remained stable from July to August 2025. The largest change was in Bay of Plenty, which had 27 fewer households, a fall of 41%.

As at the end of August 2025, the number of children in EH was 357, an increase of 9 or 3% from the previous month.

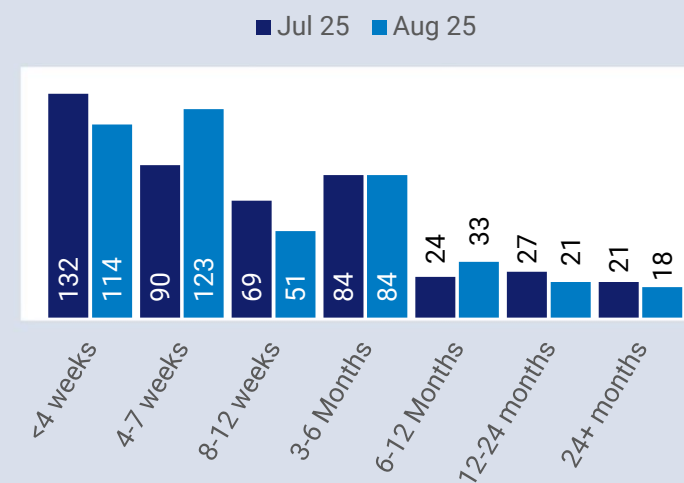
Note: Households living in Contracted Emergency Housing (CEH) in Rotorua are not included in this reporting. The new model is being piloted in Rotorua. Reporting of the number of households in CEH is currently unavailable. Random rounding has been applied to these figures. Figures in tables may not add up to the total due to random rounding.

Emergency housing – at the end of the month

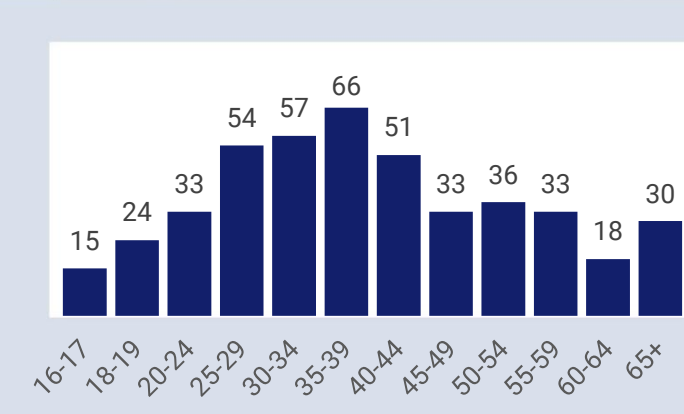
3 Households in emergency housing by MSD region – as at end of the month



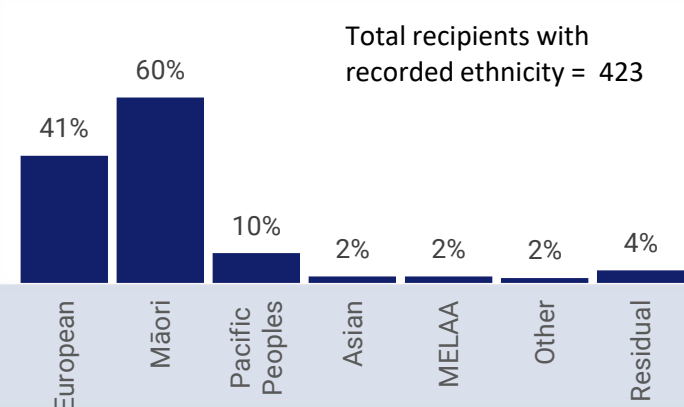
4 Households by duration in emergency housing – as at end of the month



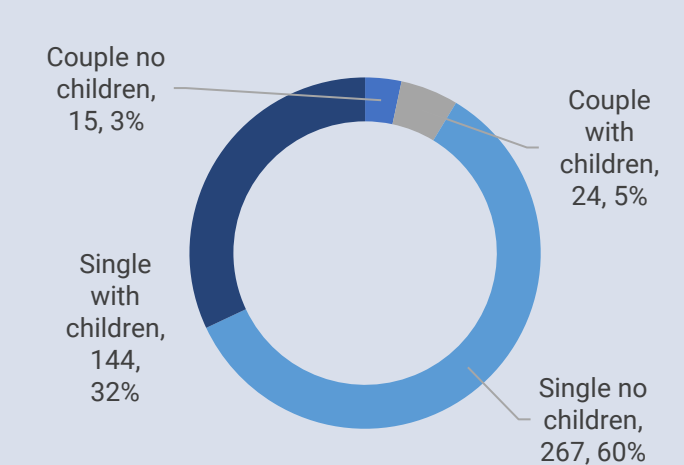
5 Age distribution of primary applicants in emergency housing – as at end of the month



6 Ethnicity* of primary applicant in emergency housing – as at end of the month



7 Household composition – as at end of the month



Social Housing Register | 31 Aug 2025

The Social Housing Register is a non-time-bound list of all applicants eligible to be placed in social housing. Applicants complete a social housing assessment which determines eligibility and priority for social housing against an agreed set of criteria, which is then used to assist the social housing provider in matching to the most appropriate property.



MINISTRY OF SOCIAL DEVELOPMENT
TE MANATŪ WHAKAHIATO ORA

As at 31 Aug 2025

Housing Register

19,659

360 more than last month

Transfer Register*

4,824

72 more than last month

Social Housing Register

24,480

432 more than last month

New applications that entered the Social Housing Register

2,019

306 fewer than last month

Housed in social housing

909

33 fewer than last month

Priority One Fast Track

Live on Register

21

Housed in Aug 25

15

Housed since May 24

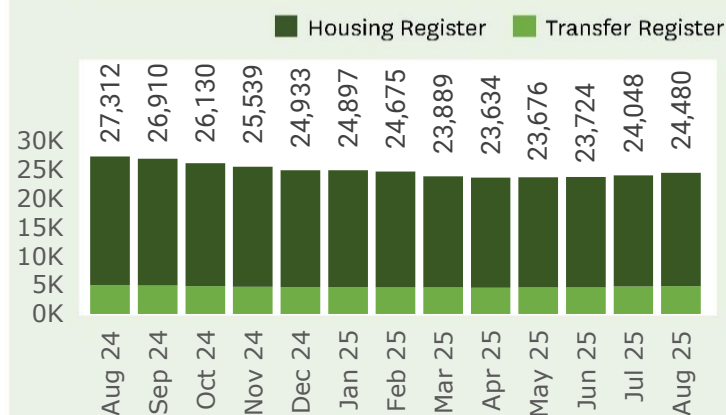
1,077

Children housed since May 24

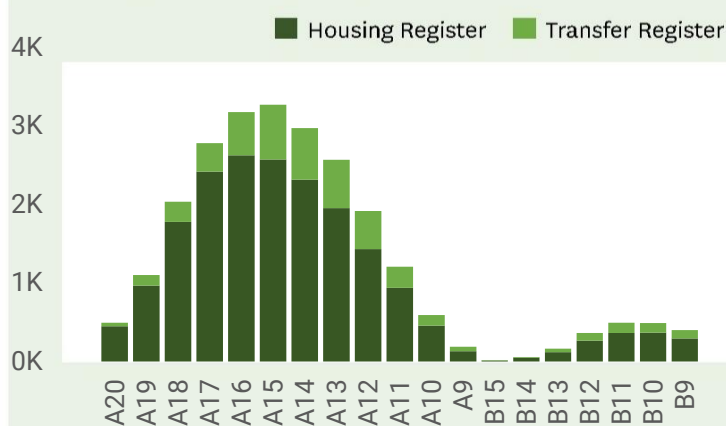
2,304

Social Housing Register numbers

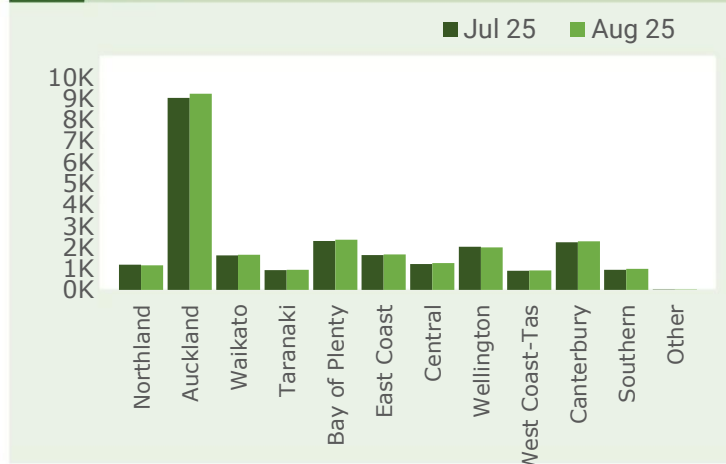
8 Applications live on the Social Housing Register



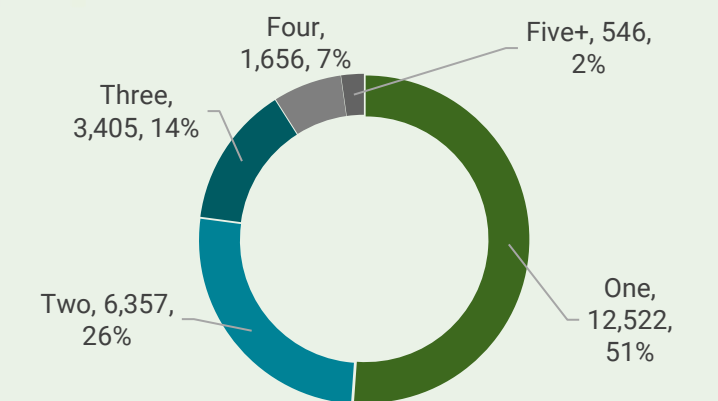
9 Applications by priority** – as at end of the month



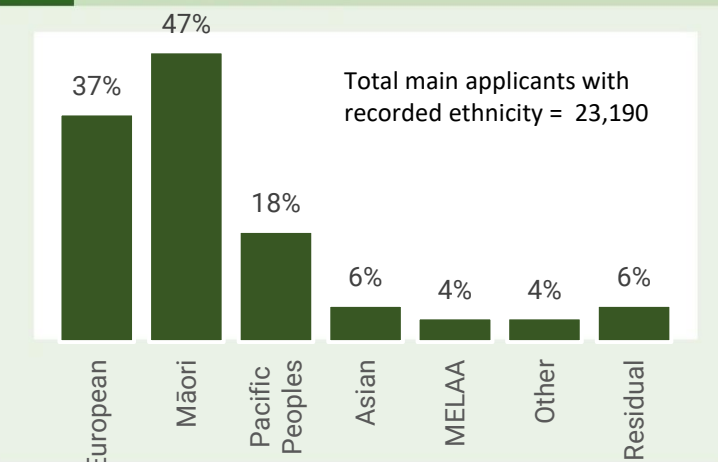
10 Register applications by MSD region – as at end of the month



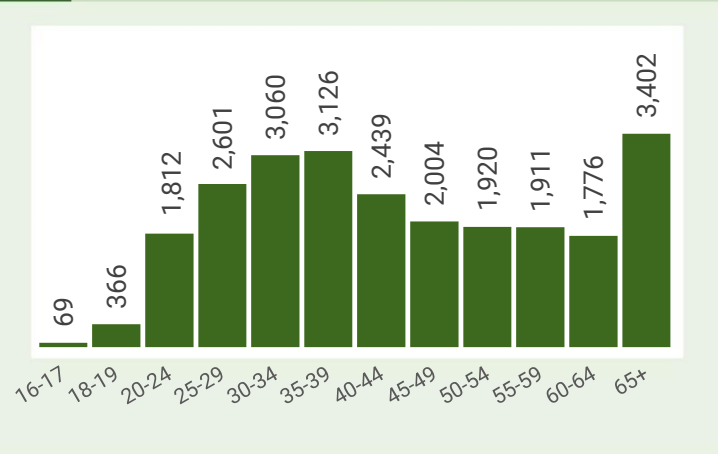
11 Percentage of applications by bedrooms required – as at end of the month



12 Percentage of main applicants, by ethnicity – as at end of the month

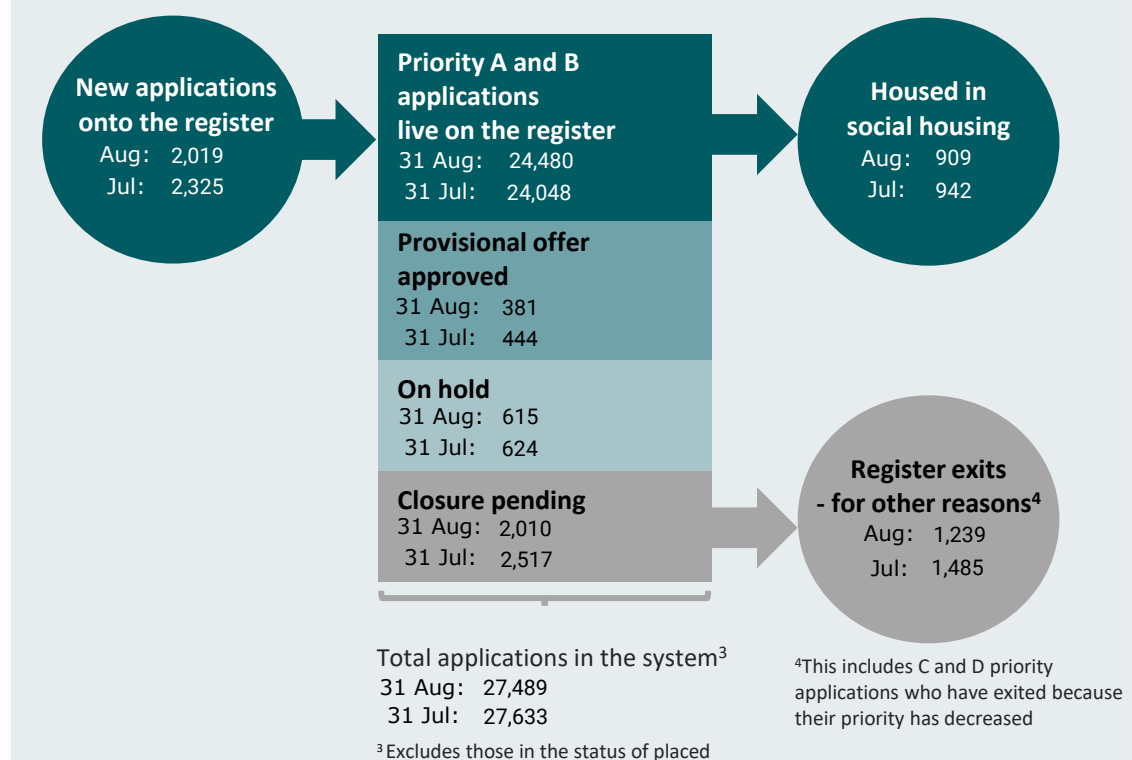


13 Age of main applicant – as at end of the month



Social Housing Register flow

14 Register flow data – as at end of the month



Commentary

From July 2025 to August 2025, the number of applications on the Social Housing Register rose by 432 or 1.8%.

The number of applications on the Social Housing Register remained stable in most regions. The largest month-on-month change was in Auckland, up by 207 or 2%.

**Graph 9 – Info on the SAS criteria used to determine eligibility and priority can be found here:

www.workandincome.govt.nz/map/social-housing/assessment-of-eligibility/index.html

*People who already live in social housing, but have applied and are eligible to transfer to another property are placed on the Transfer Register.

Random Rounding has been applied to these figures. Figures in tables may not add up to the total due to random rounding.

*MSD reports total response ethnicity. This means if a person identifies with more than one ethnic group, they are counted in each applicable group and the sum of responses for all ethnic groups may exceed 100%. For more information www.msd.govt.nz/about-msd-and-our-work/tools/how-we-report-ethnicity.html. Note, MELAA refers to Middle Eastern, Latin American, and African.