

# Emergency Housing SNGs | Sep 2024

Emergency housing is short-term accommodation (usually in motels) for individuals who have an urgent need because they are unable to remain in their usual place of residence. It is funded through Special Needs Grants that clients apply for when they cannot access accommodation and we have explored all the other options available to them. Grants can cover between one and 21 nights of accommodation at a time.



Amount granted  
Sep 2024

**\$9.7M**

\$1.1M less than last month

Monthly Emergency Housing Special Needs Grants

**3,264**

306 fewer than last month

Households in emergency housing as at 30 September

**1,038**

177 fewer than last month

↳ Adults in emergency housing as at 30 Sep

**1,128**

204 fewer than last month

↳ Children in emergency housing as at 30 Sep

**936**

165 fewer than last month

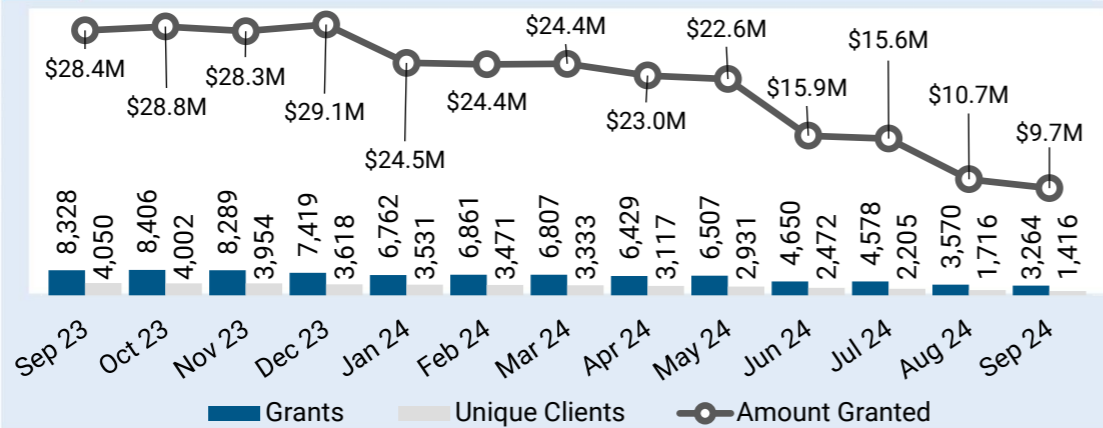
Households with children in EH for 12 weeks+ as at 30 September

**168**

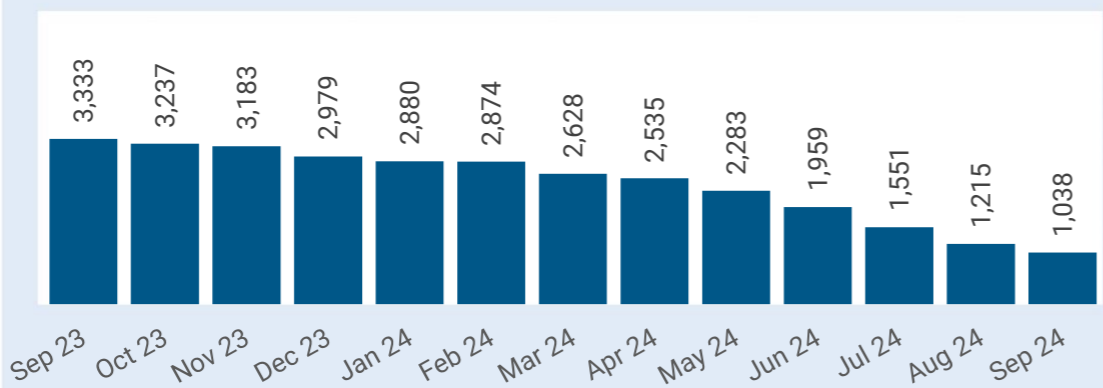
39 fewer than last month

## Emergency housing – over the month and historic numbers

1 Grants/clients/amount granted over each month



2 Number of households in emergency housing – as at the end of each month



### Commentary

The number of households in emergency housing has continued to decrease, reaching a total of 1,038 at the end of September 2024, down by 177 compared to the previous month. This is a significant drop from the same time last year, when the number of households in emergency housing stood at 3,333, marking a 69% decrease.

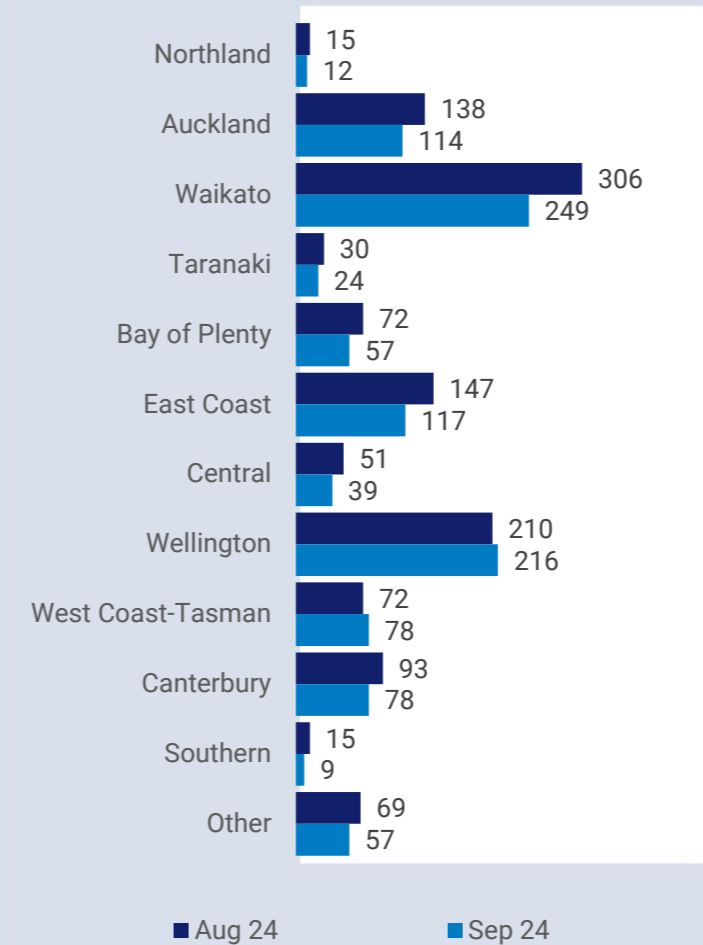
All regions observed a decline in the number of households, except Wellington and West Coast-Tasman. Waikato has recorded the most decrease, with 57 fewer households, followed by East Coast and Auckland.

There were notable decreases in the number of single-parent households, particularly in Auckland and Waikato. The number of single adult households also reduced across multiple regions, including Waikato and Auckland.

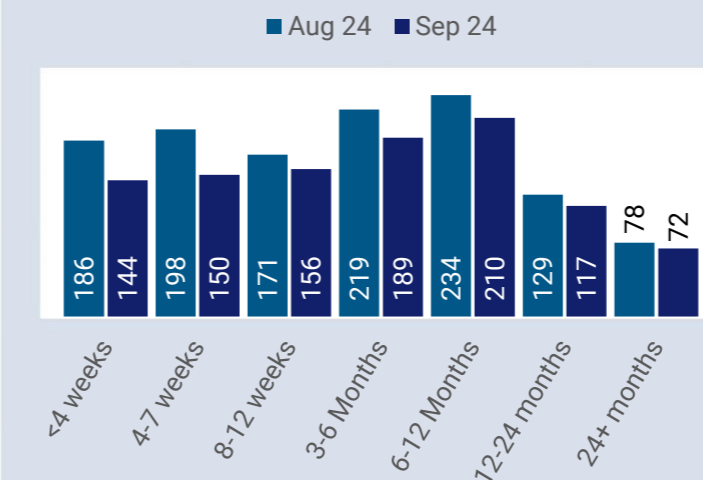
**Note:** Households living in Contracted Emergency Housing (CEH) in Rotorua are not included in this reporting. The new model is being piloted in Rotorua. Reporting of the number of households in CEH is currently unavailable. **Random rounding** has been applied to these figures. Figures in tables may not add up to the total due to random rounding.

## Emergency housing – at the end of the month

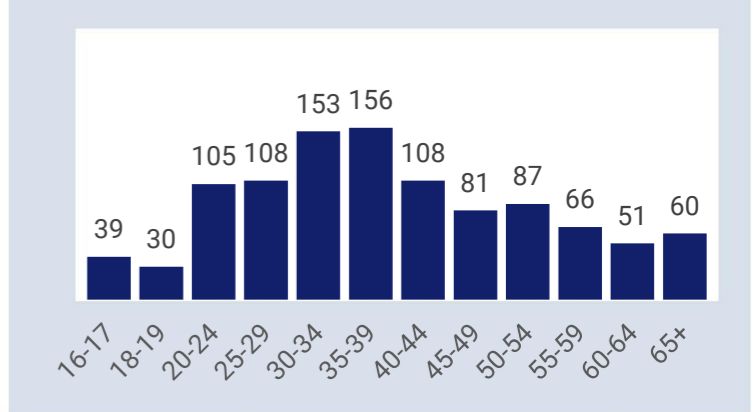
3 Households in emergency housing by MSD region – as at end of the month



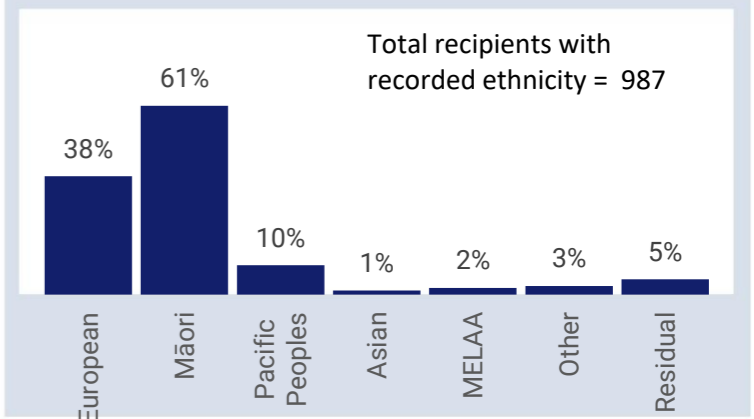
4 Households by duration in emergency housing – as at end of the month



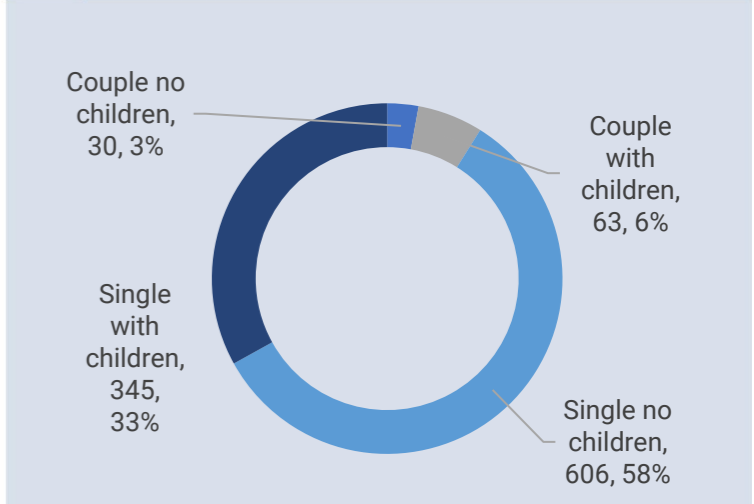
5 Age distribution of primary applicants in emergency housing – as at end of the month



6 Ethnicity\* of primary applicant in emergency housing – as at end of the month



7 Household composition – as at end of the month



As at 30 Sep 2024

Housing Register

**21,957**

375 fewer than last month

Transfer Register\*

**4,953**

30 fewer than last month

Public Housing Register

**26,910**

405 fewer than last month

New applications that entered the Public Housing Register

**2,025**

6 more than last month

Housed in public housing

**954**

87 fewer than last month

Priority One Fast Track

Live on Register

**282**

Housed in Sep 24

**81**

Housed since May 24

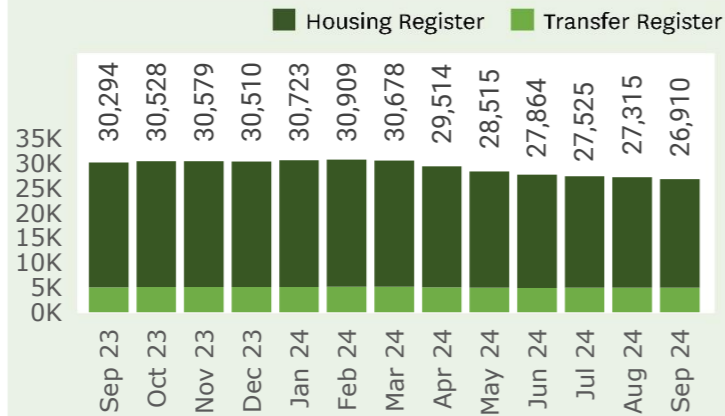
**726**

Children housed since May 24

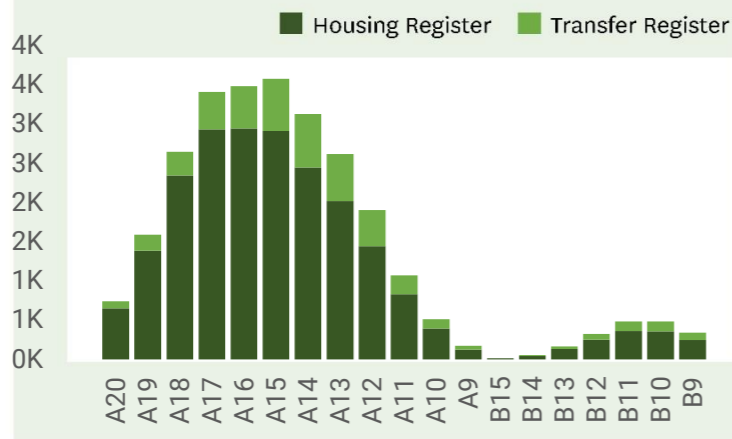
**1,452**

## Public Housing Register numbers

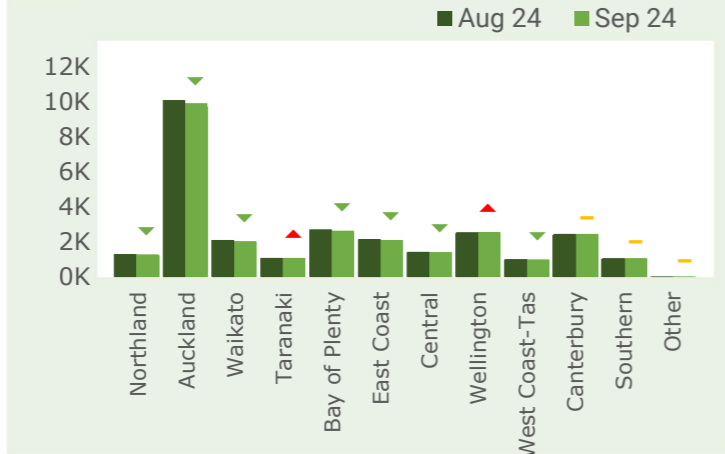
**8** Applications live on the Public Housing Register – as at end of the month



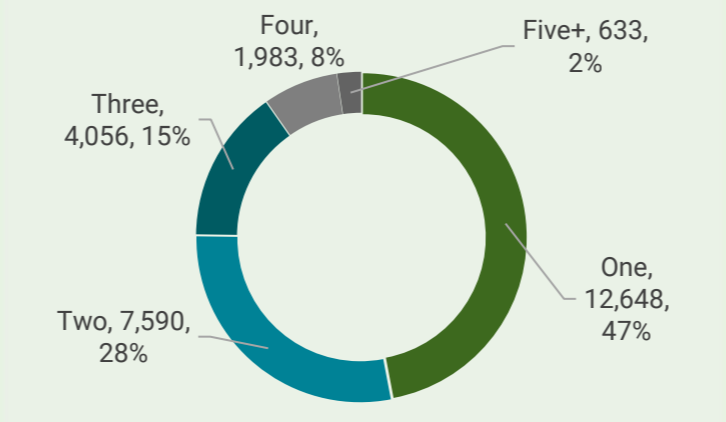
**9** Applications by priority\*\* – as at end of the month



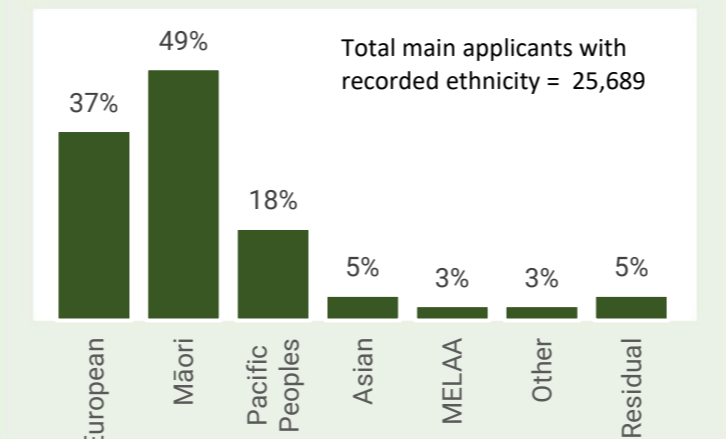
**10** Register applications by MSD region – as at end of the month



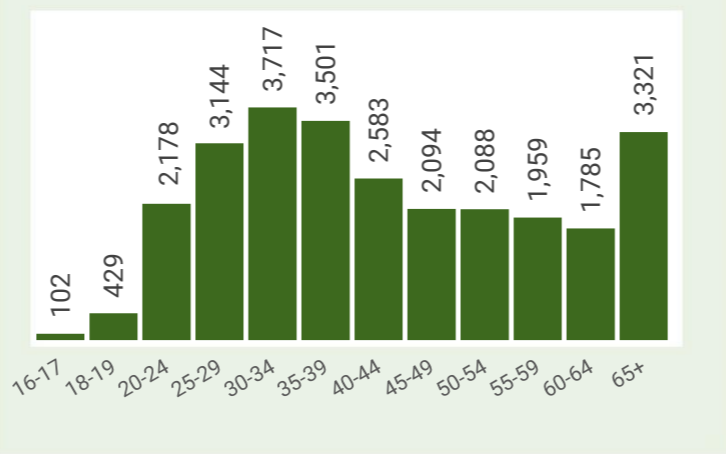
**11** Percentage of applications by bedrooms required – as at end of the month



**12** Percentage of main applicants, by ethnicity – as at end of the month

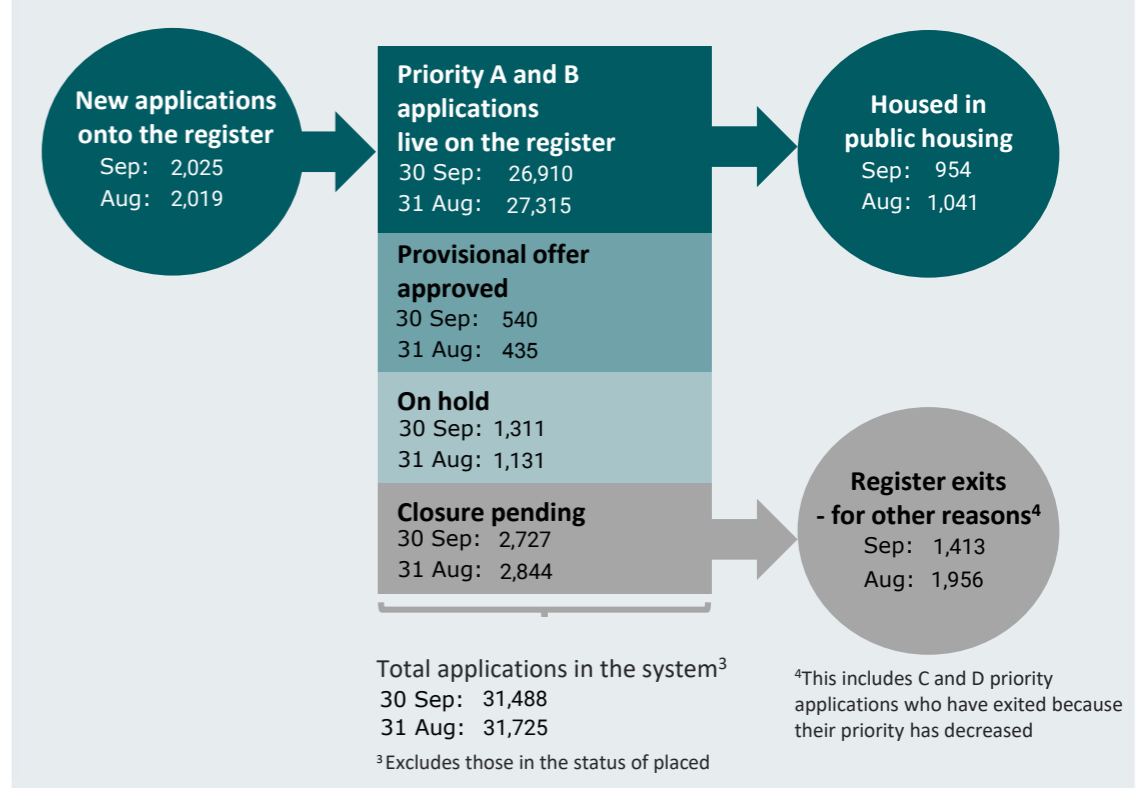


**13** Age of main applicant – as at end of the month



## Public Housing Register flow

**14** Register flow data – as at end of the month



## Commentary

The number of applications on the Public Housing register has decreased for the seventh month in a row with 375 fewer applications than the end of last month.

Most regions experienced a decrease in applications with the highest decreases in Auckland, Bay of Plenty and Waikato.

The number of new applications entered onto the Register and housed has decreased in September compared to August 2024, down by six and 87 respectively.

**\*\*Graph 9** – Info on the SAS criteria used to determine eligibility and priority can be found here: [www.workandincome.govt.nz/map/social-housing/assessment-of-eligibility/index.html](http://www.workandincome.govt.nz/map/social-housing/assessment-of-eligibility/index.html)

\*People who already live in public housing, but have applied and are eligible to transfer to another property are placed on the Transfer Register.

**Random Rounding** has been applied to these figures. Figures in tables may not add up to the total due to random rounding.

<sup>3</sup>MSD reports total response ethnicity. This means if a person identifies with more than one ethnic group, they are counted in each applicable group and the sum of responses for all ethnic groups may exceed 100%. For more information [www.msd.govt.nz/about-msd-and-our-work/tools/how-we-report-ethnicity.html](http://www.msd.govt.nz/about-msd-and-our-work/tools/how-we-report-ethnicity.html). Note, MELAA refers to Middle Eastern, Latin American, and African.