

Emergency Housing SNGs | May 2024

Emergency housing is short-term accommodation (usually in motels) for individuals who have an urgent need because they are unable to remain in their usual place of residence. It is funded through Special Needs Grants that clients apply for when they cannot access accommodation and we have explored all the other options available to them. Grants can cover between one and 21 nights of accommodation at a time.



Amount granted
May 2024

\$22.6M

\$0.42M less than last month

Monthly Emergency Housing Special Needs Grants

6,507

78 more than last month

Households in emergency housing as at 31 May

2,280

252 fewer than last month

↳ Adults in emergency housing as at 31 May

2,574

288 fewer than last month

↳ Children in emergency housing as at 31 May

2,544

342 fewer than last month

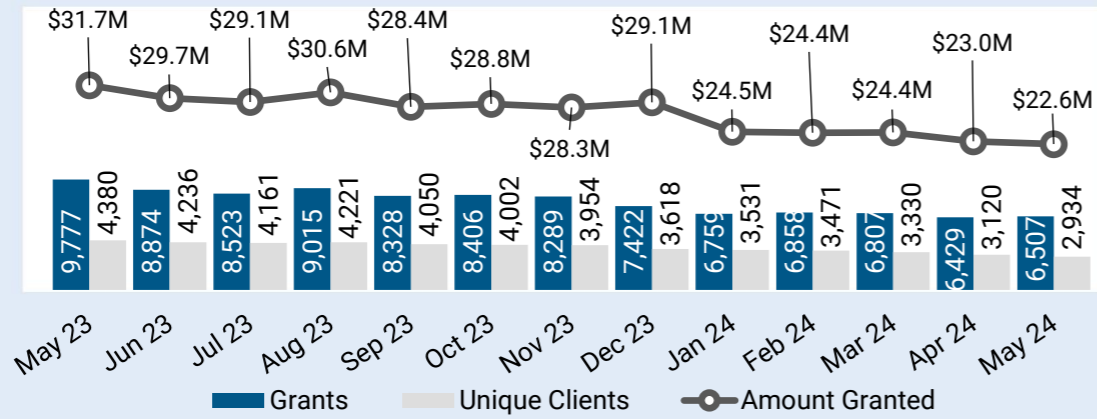
Households with children in EH for 12 weeks+ as at 31 May

546

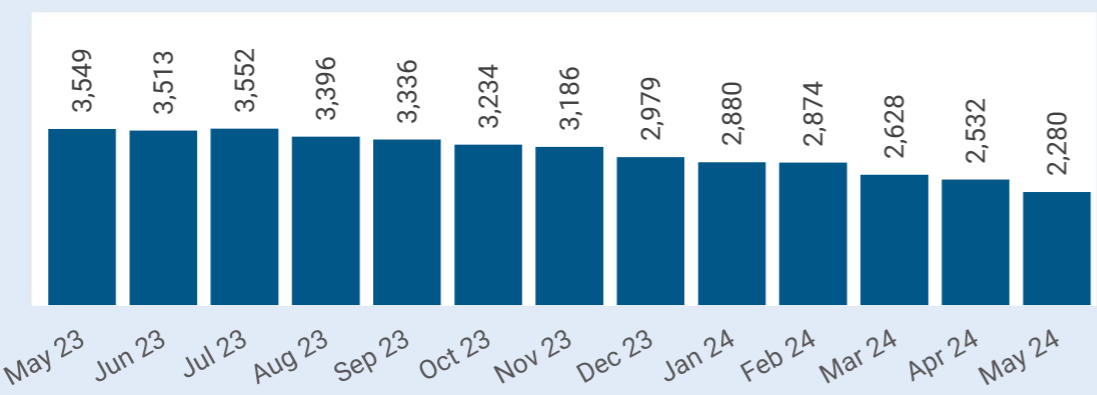
100 fewer than last month

Emergency housing – over the month and historic numbers

1 Grants/clients/amount granted over each month



2 Number of households in emergency housing – as at the end of each month



Commentary

The number of households in emergency housing has continued to decrease for the tenth consecutive month to 2,280 at the end of May 2024, down by 252 compared to last month. The number of households in emergency housing in May has returned to pre-pandemic levels.

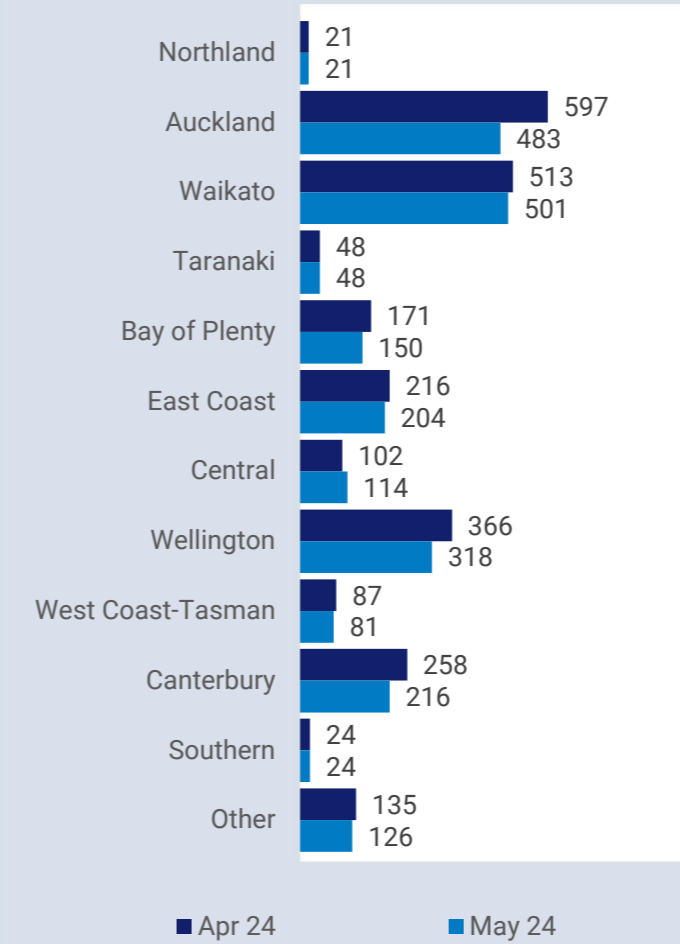
Most regions saw a decrease in the number of households, in particular Auckland, Wellington and Canterbury (down by 114, 48 and 42 respectively).

The number of Emergency Housing Special Needs Grants (EH-SNGs) has decreased by 78 (1.2 percent) to 6,507 with \$0.42 million fewer granted during May 2024 compared to April 2024.

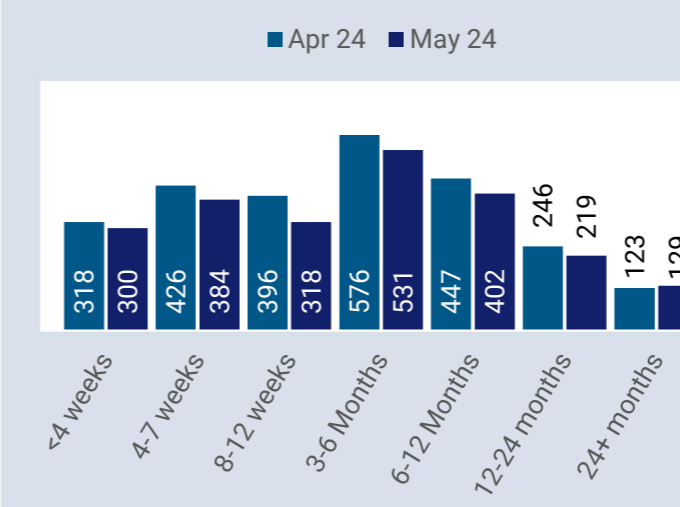
Note: Households living in Contracted Emergency Housing (CEH) in Rotorua are not included in this reporting. The new model is being piloted in Rotorua. Reporting of the number of households in CEH is currently unavailable. **Random rounding** has been applied to these figures. Figures in tables may not add up to the total due to random rounding.

Emergency housing – at the end of the month

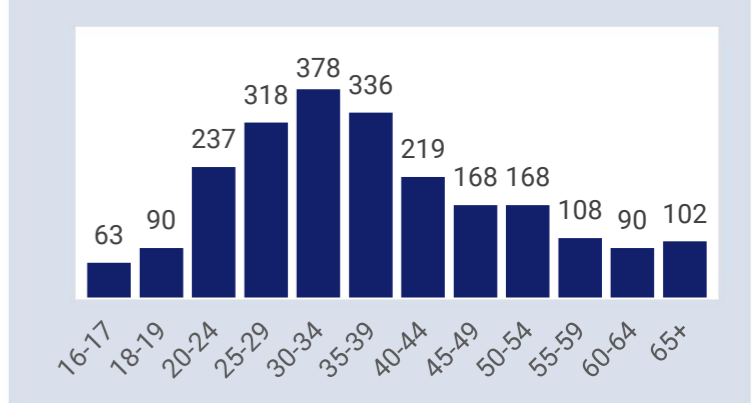
3 Households in emergency housing by MSD region – as at end of the month



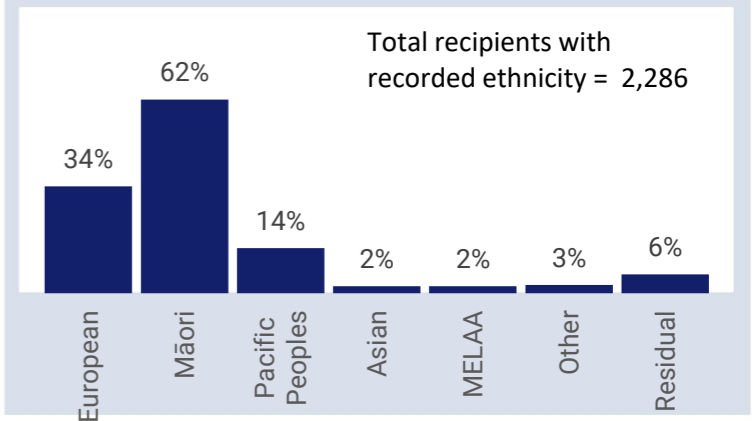
4 Households by duration in emergency housing – as at end of the month



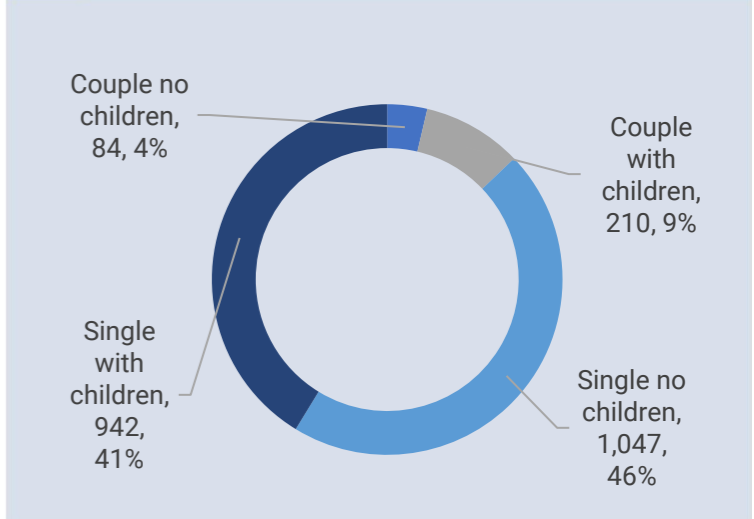
5 Age distribution of primary applicants in emergency housing – as at end of the month



6 Ethnicity* of primary applicant in emergency housing – as at end of the month



7 Household composition – as at end of the month



Public Housing Register | 31 May 2024

The Public Housing Register is a non-time bound list of all applicants eligible to be placed in public housing. Applicants complete a public housing assessment which determines eligibility and priority for public housing against an agreed set of criteria, which is then used to assist the public housing provider in matching to the most appropriate property.



As at 31 May 2024

Housing Register

23,526

942 fewer than last month

Transfer Register*

4,986

63 fewer than last month

Public Housing Register

28,512

1,002 fewer than last month

New applications that entered the Public Housing Register

2,226

219 more than last month

Housed in public housing

1,068

147 more than last month

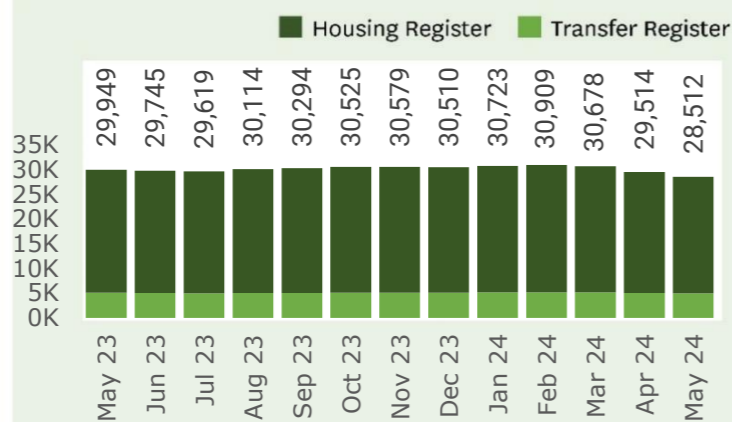
*People who already live in public housing, but have applied and are eligible to transfer to another property are placed on the Transfer Register.

**Graph 9 - Info on the SAS criteria used to determine eligibility and priority can be found here: www.workandincome.govt.nz/map/social-housing/assessment-of-eligibility/index.html

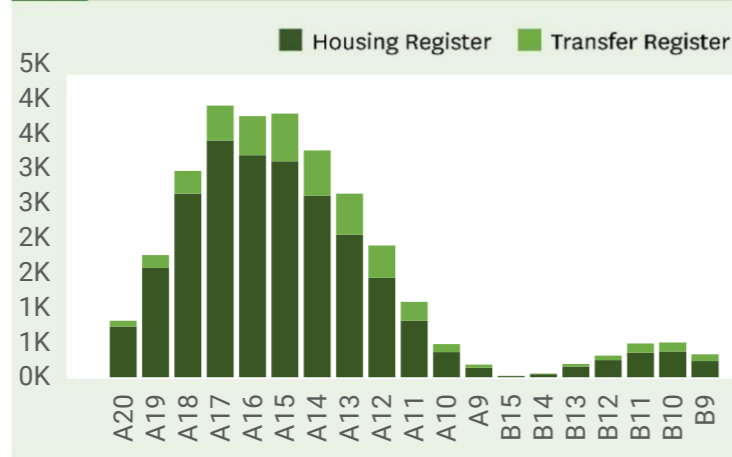
Random Rounding has been applied to these figures. Figures in tables may not add up to the total due to random rounding.

Public Housing Register numbers

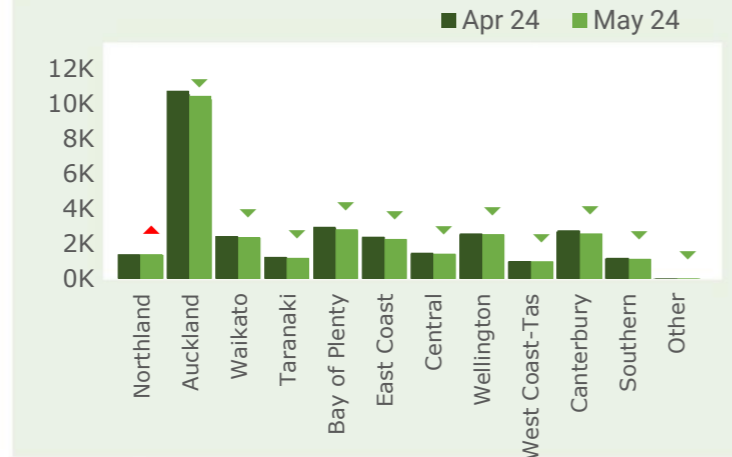
8 Applications live on the Public Housing Register - as at end of the month



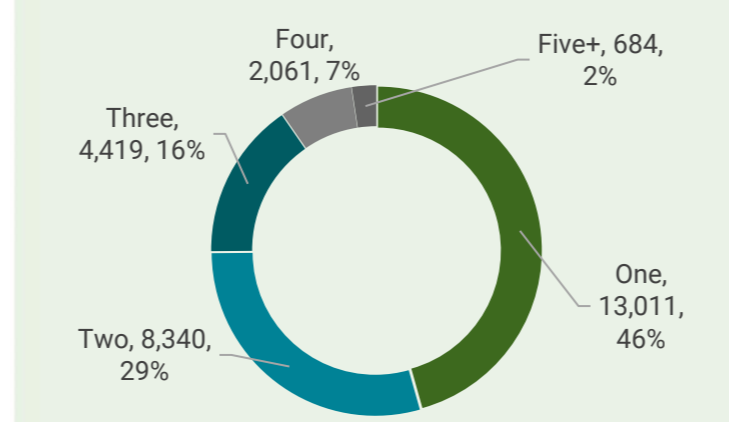
9 Applications by priority** - as at end of the month



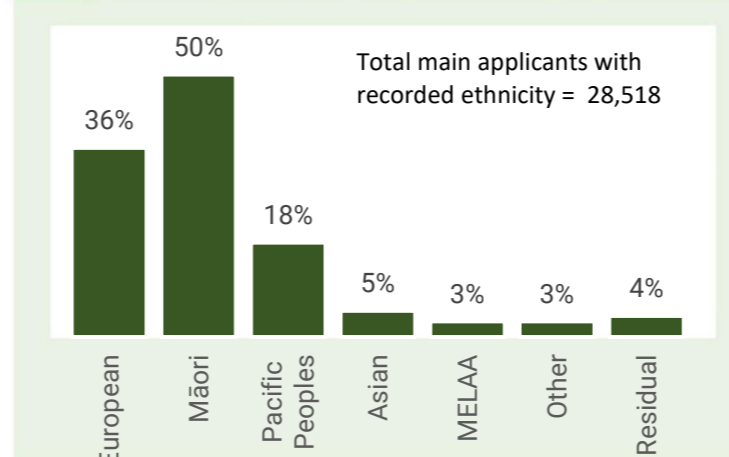
10 Register applications by MSD region - as at end of the month



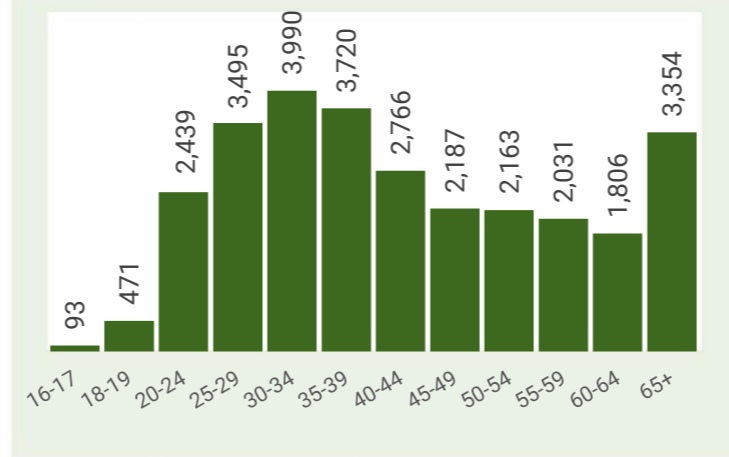
11 Percentage of applications by bedrooms required - as at end of the month



12 Percentage of main applicants, by ethnicity - as at end of the month

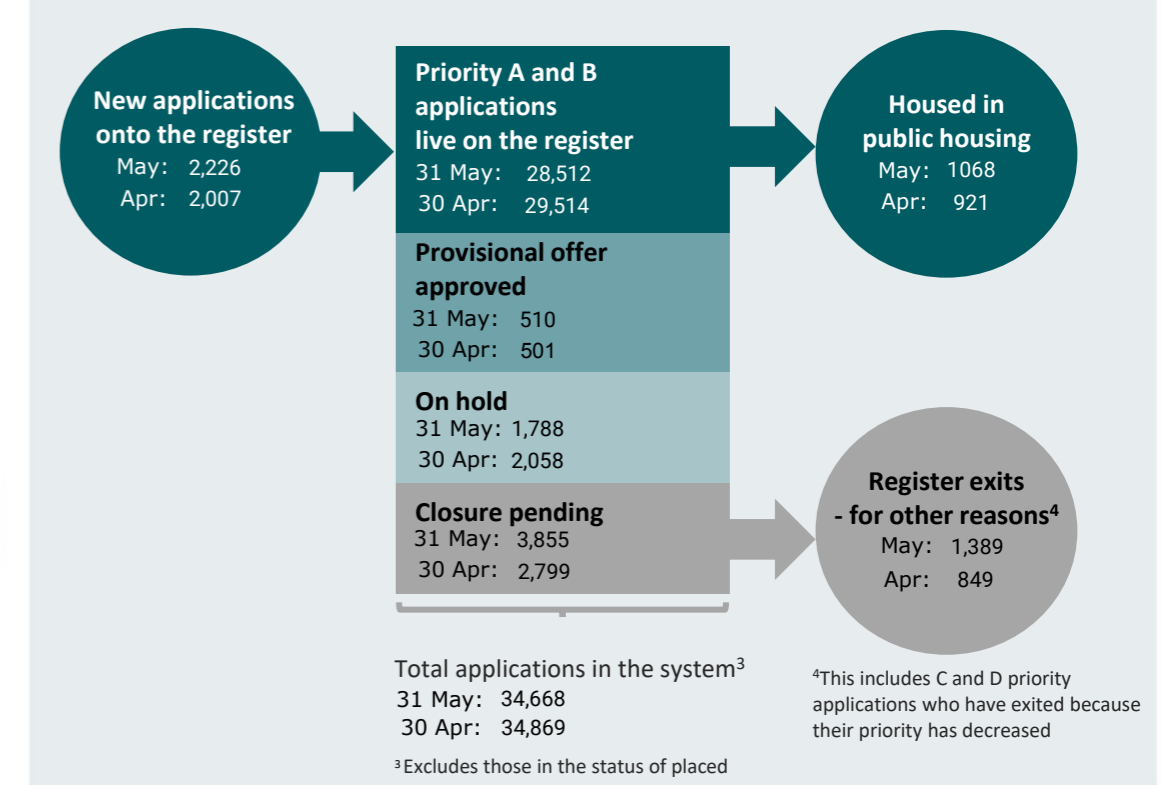


13 Age of main applicant - as at end of the month



Public Housing Register flow

14 Register flow data - as at end of the month



Commentary

The number of Public Housing Register applications has decreased by 1,002 (3.4 percent) to 28,512 at the end of May 2024.

This monthly decrease is potentially due to more applicants being housed in public housing and more households with applications moved to closure pending status.

Applicants with closure pending indicates they have been put on hold for over 21 days for reasons such as no longer required social housing, unable to confirm eligibility, declined reason reviewed, or no longer eligible.

All regions saw an decrease in the number of Public Housing Register applications.

Of the 1,068 applicants who were housed, 590 (55.2 percent) were households with children, 152 more than April 2024.

³MSD reports total response ethnicity. This means if a person identifies with more than one ethnic group, they are counted in each applicable group and the sum of responses for all ethnic groups may exceed 100%. For more information www.msd.govt.nz/about-msd-and-our-work/tools/how-we-report-ethnicity.html. Note, MELAA refers to Middle Eastern, Latin American, and African.