

Emergency Housing SNGs | Dec 2024

Emergency housing is short-term accommodation (usually in motels) for individuals who have an urgent need because they are unable to remain in their usual place of residence. It is funded through Special Needs Grants that clients apply for when they cannot access accommodation and we have explored all the other options available to them. Grants can cover between one and 21 nights of accommodation at a time.



Amount granted
Dec 2024

\$4.6M

\$1.1M less than last month

Monthly Emergency Housing Special Needs Grants

1,428

480 fewer than last month

Households in emergency housing as at 31 December

498

189 fewer than last month

↳ Adults in emergency housing as at 31 Dec

534

213 fewer than last month

↳ Children in emergency housing as at 31 Dec

303

276 fewer than last month

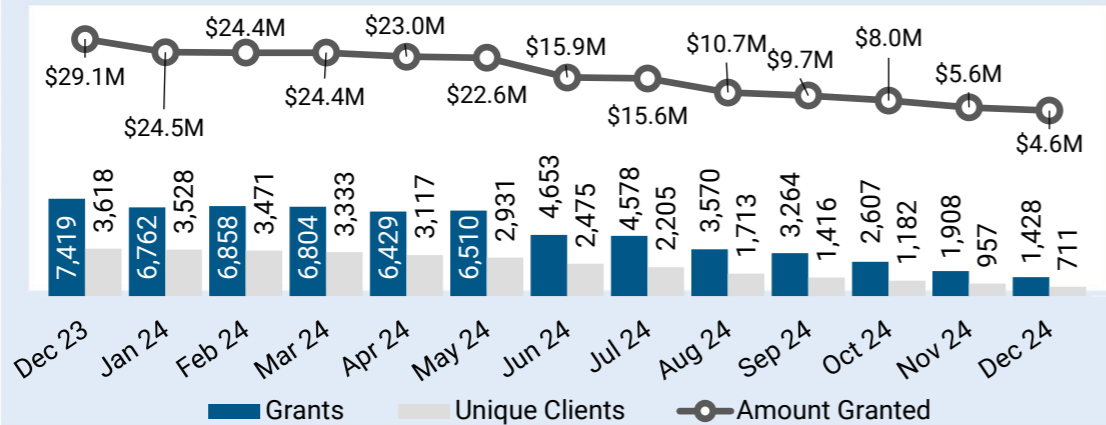
Households with children in EH for 12 weeks+ as at 31 December

39

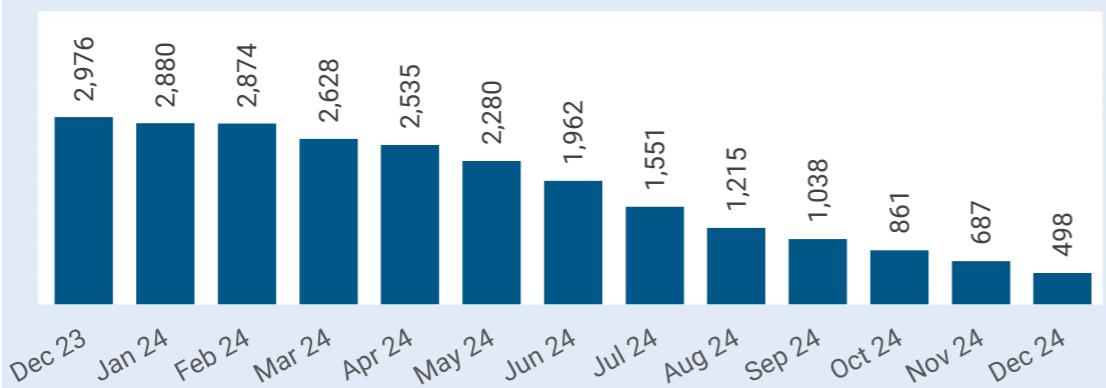
48 fewer than last month

Emergency housing – over the month and historic numbers

1 Grants/clients/amount granted over each month



2 Number of households in emergency housing – as at the end of each month



Commentary

The number of households in emergency housing has continued to decrease, reaching a total of 498 at the end of December 2024, down by 189 compared to the previous month. This is a significant drop from the same time last year, when the number of households in emergency housing stood at 2,976, marking a 83% decrease.

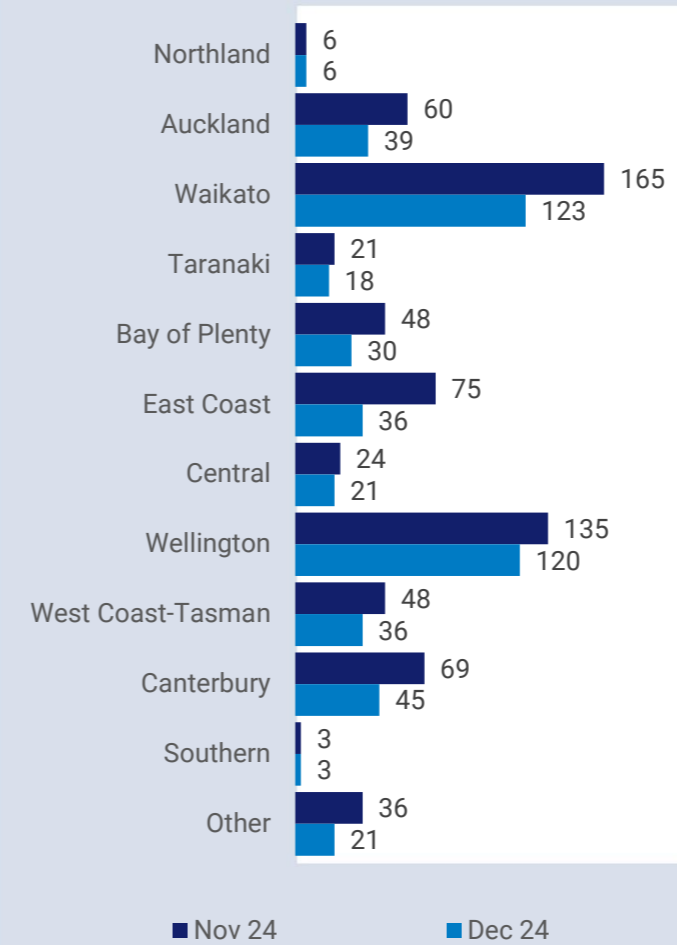
All regions apart from Northland and Canterbury, which remained unchanged, observed a monthly decline in the number of households. Waikato recorded the largest decrease with 42 fewer households, followed by East Coast and Canterbury.

The increase in the proportion of single households is because of the reduction in the number of households with children in emergency housing rather than an increase in single new entries.

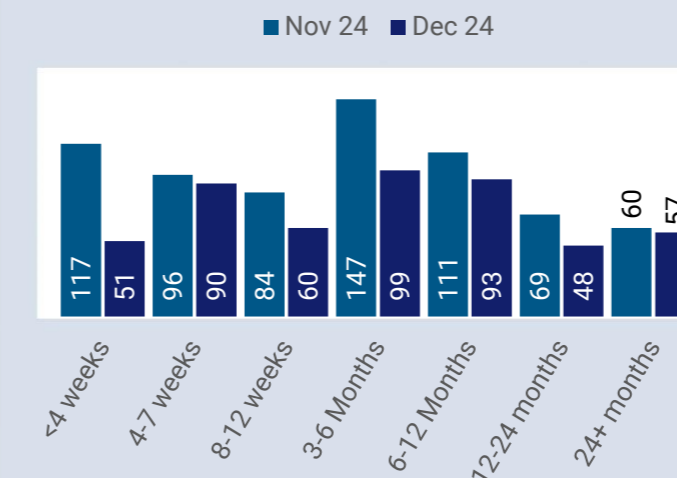
Note: Households living in Contracted Emergency Housing (CEH) in Rotorua are not included in this reporting. The new model is being piloted in Rotorua. Reporting of the number of households in CEH is currently unavailable. **Random rounding** has been applied to these figures. Figures in tables may not add up to the total due to random rounding.

Emergency housing – at the end of the month

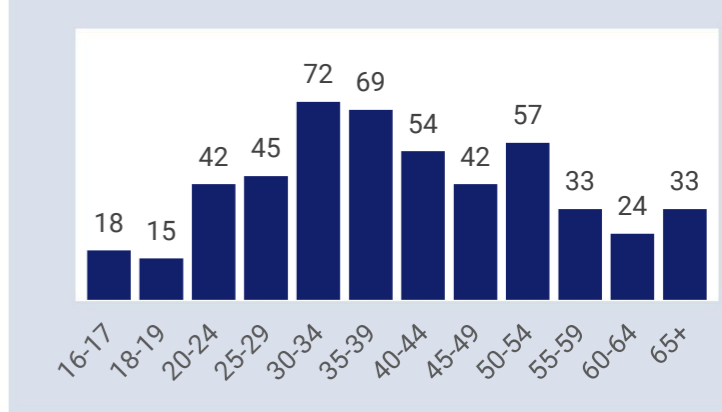
3 Households in emergency housing by MSD region – as at end of the month



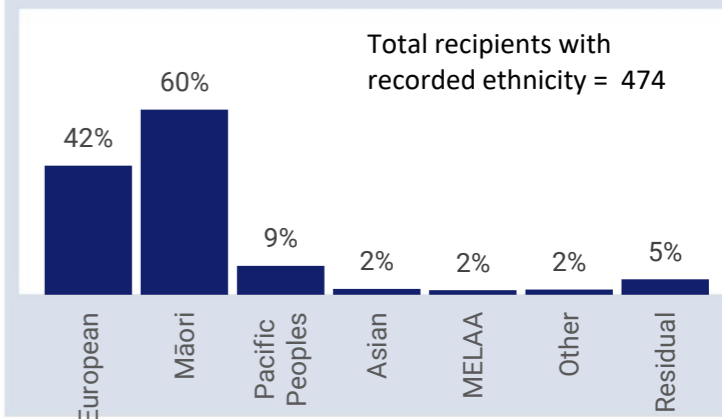
4 Households by duration in emergency housing – as at end of the month



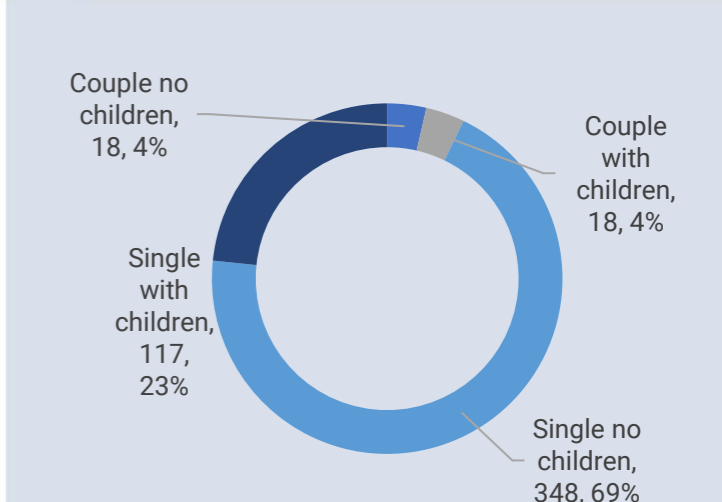
5 Age distribution of primary applicants in emergency housing – as at end of the month



6 Ethnicity* of primary applicant in emergency housing – as at end of the month



7 Household composition – as at end of the month



As at 31 Dec 2024

Housing Register

20,301

534 fewer than last month

Transfer Register*

4,632

72 fewer than last month

Public Housing Register

24,933

603 fewer than last month

New applications that entered the Public Housing Register

1,623

234 fewer than last month

Housed in public housing

1,116

69 more than last month

Priority One Fast Track

Live on Register

111

Housed in Dec 24

66

Housed since May 24

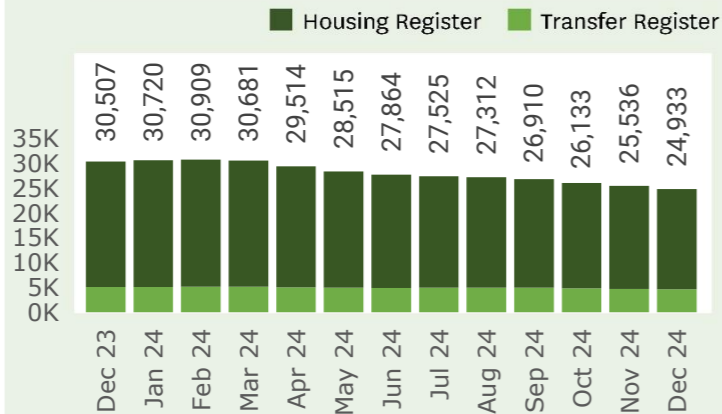
912

Children housed since May 24

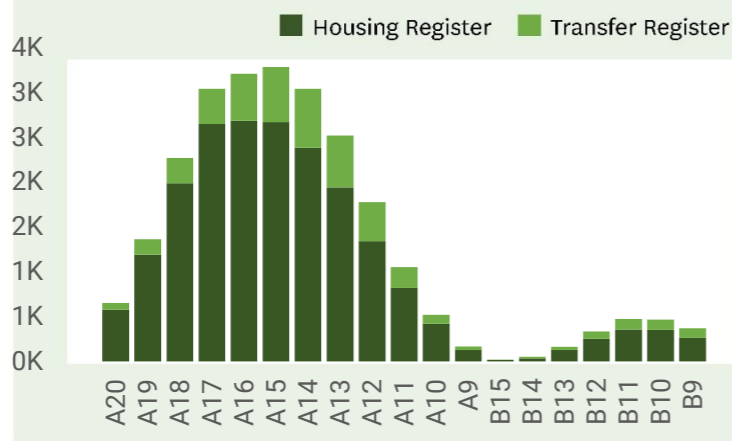
1,920

Public Housing Register numbers

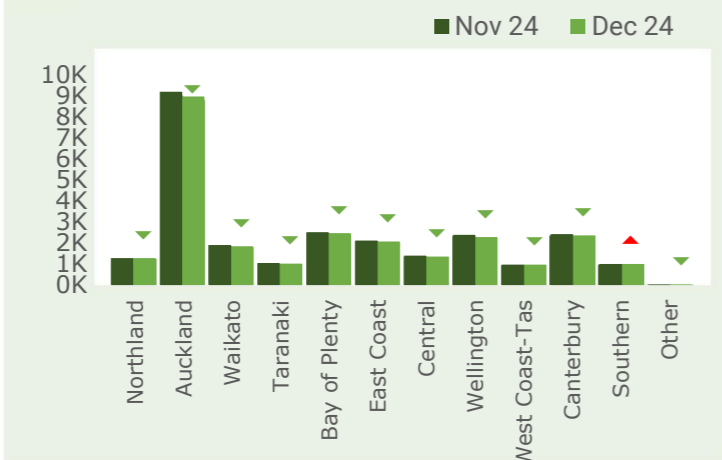
8 Applications live on the Public Housing Register – as at end of the month



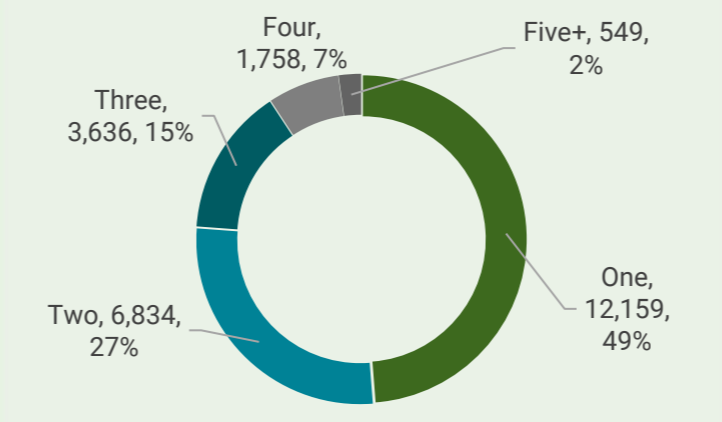
9 Applications by priority** – as at end of the month



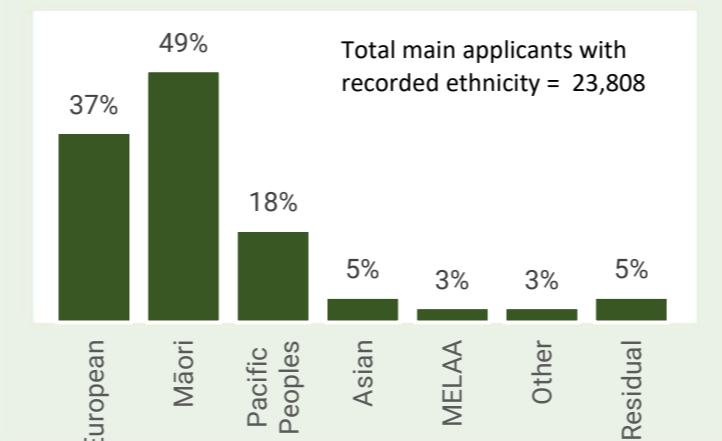
10 Register applications by MSD region – as at end of the month



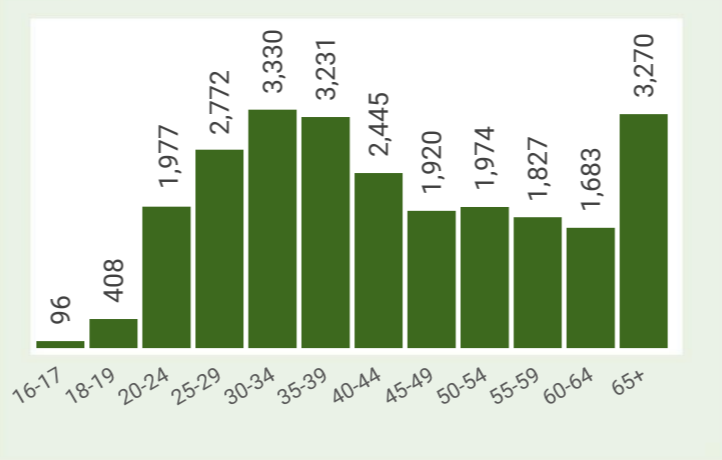
11 Percentage of applications by bedrooms required – as at end of the month



12 Percentage of main applicants, by ethnicity – as at end of the month

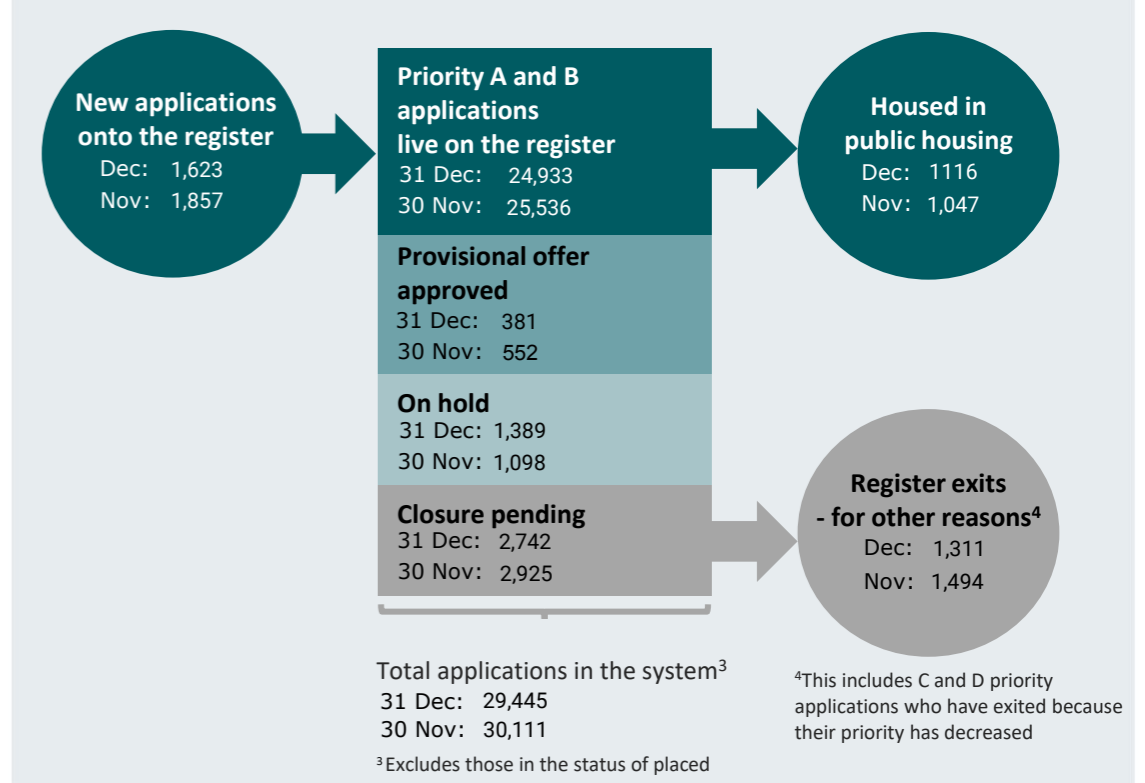


13 Age of main applicant – as at end of the month



Public Housing Register flow

14 Register flow data – as at end of the month



Commentary

The number of applications on the Public Housing Register has decreased since March 2024 with 603 fewer applications than the end of last month.

Most regions experienced a decrease in applications with the highest decreases in Auckland and Wellington, down by 222 and 102 respectively.

The decrease in the number of applicants on the register is likely driven by the combination of fewer new applications entered onto the register and more applicants being housed in December 2024 compared to November 2024.

**Graph 9 – Info on the SAS criteria used to determine eligibility and priority can be found here: www.workandincome.govt.nz/map/social-housing/assessment-of-eligibility/index.html

*People who already live in public housing, but have applied and are eligible to transfer to another property are placed on the Transfer Register.

Random Rounding has been applied to these figures. Figures in tables may not add up to the total due to random rounding.

³MSD reports total response ethnicity. This means if a person identifies with more than one ethnic group, they are counted in each applicable group and the sum of responses for all ethnic groups may exceed 100%. For more information www.msd.govt.nz/about-msd-and-our-work/tools/how-we-report-ethnicity.html. Note, MELAA refers to Middle Eastern, Latin American, and African.