

Emergency Housing SNGs | Aug 2024

Emergency housing is short-term accommodation (usually in motels) for individuals who have an urgent need because they are unable to remain in their usual place of residence. It is funded through Special Needs Grants that clients apply for when they cannot access accommodation and we have explored all the other options available to them. Grants can cover between one and 21 nights of accommodation at a time.



Amount granted
Aug 2024

\$10.7M

\$4.8M less than last month

Monthly Emergency Housing Special Needs Grants

3,570

1,008 fewer than last month

Households in emergency housing as at 31 August

1,215

333 fewer than last month

↳ Adults in emergency housing as at 31 Aug

1,335

381 fewer than last month

↳ Children in emergency housing as at 31 Aug

1,101

513 fewer than last month

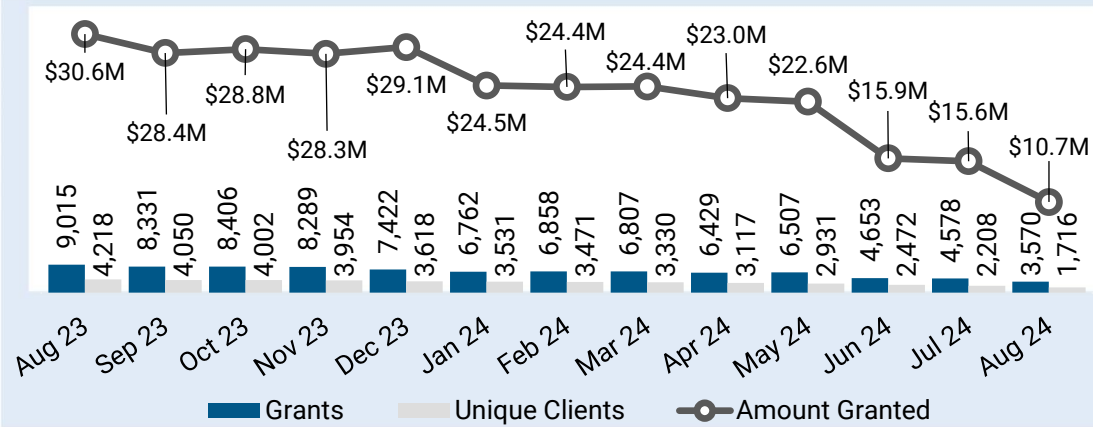
Households with children in EH for 12 weeks+ as at 31 August

207

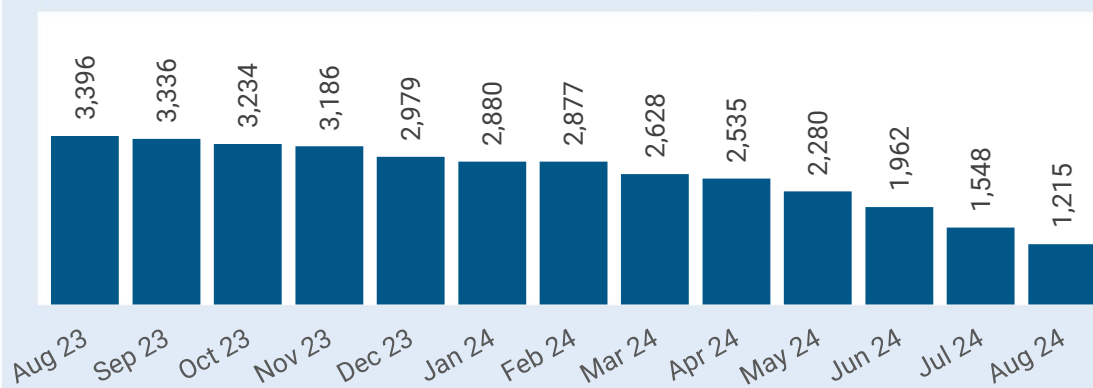
105 fewer than last month

Emergency housing – over the month and historic numbers

1 Grants/clients/amount granted over each month



2 Number of households in emergency housing – as at the end of each month



Commentary

The number of households in emergency housing has continued to decrease, reaching a total of 1,215 at the end of August 2024, down by 333 compared to the previous month. This is a significant drop from the same time last year, when the number of households in emergency housing stood at 3,396, marking a 64% decrease.

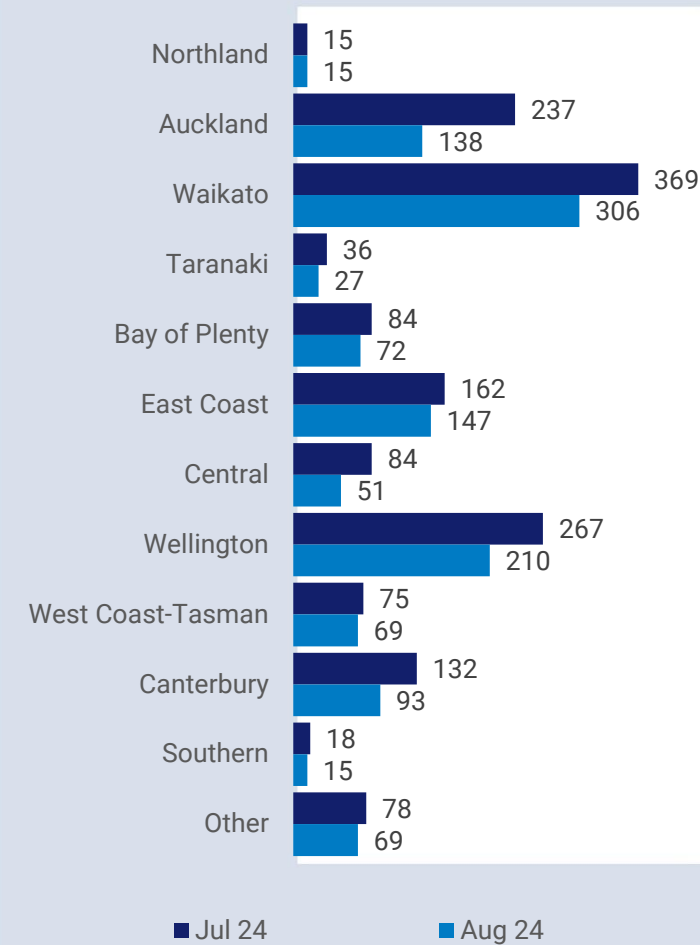
All regions observed a decline in the number of households, with Northland remaining unchanged. Auckland has recorded the most significant proportional decrease, with 42% fewer households, followed by Central's 39% and Canterbury's 30% reduction.

There were notable decreases in the number of single-parent households, particularly in Auckland and Waikato. The number of single adult households also reduced across multiple regions, including Waikato and Auckland.

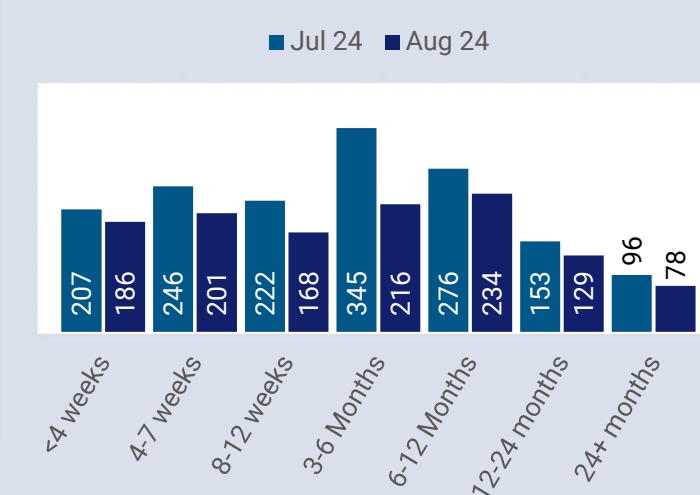
Note: Households living in Contracted Emergency Housing (CEH) in Rotorua are not included in this reporting. The new model is being piloted in Rotorua. Reporting of the number of households in CEH is currently unavailable. **Random rounding** has been applied to these figures. Figures in tables may not add up to the total due to random rounding.

Emergency housing – at the end of the month

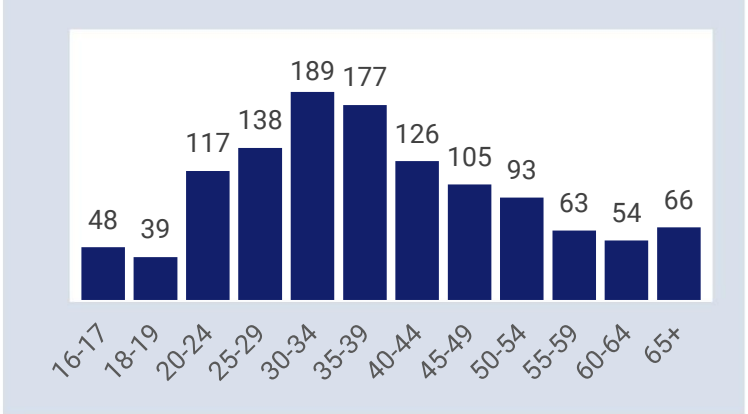
3 Households in emergency housing by MSD region – as at end of the month



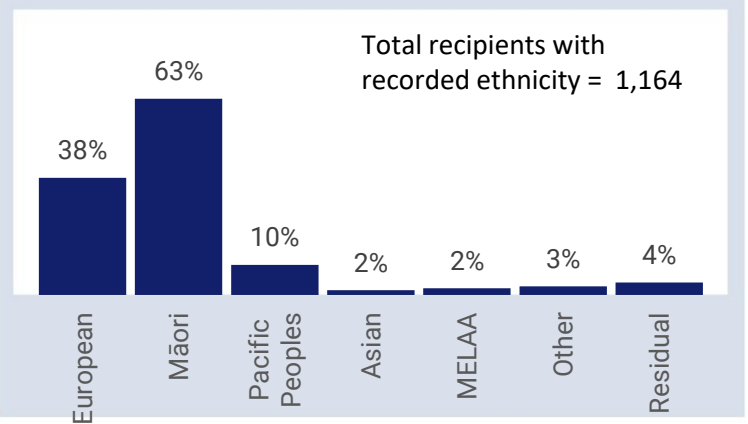
4 Households by duration in emergency housing – as at end of the month



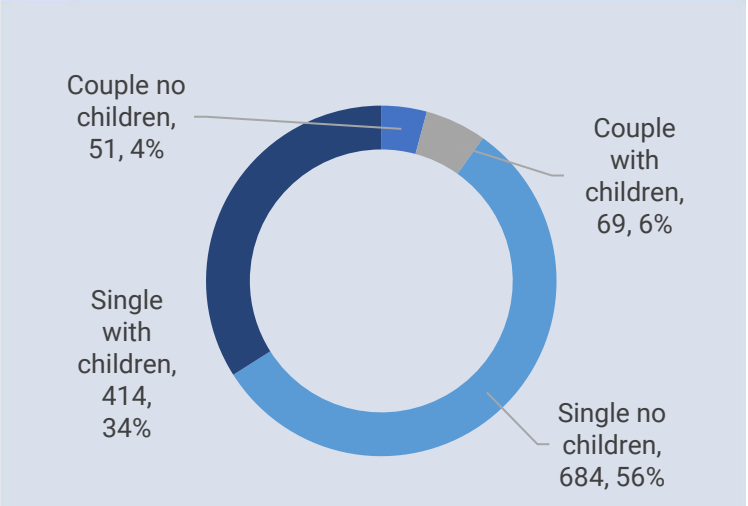
5 Age distribution of primary applicants in emergency housing – as at end of the month



6 Ethnicity* of primary applicant in emergency housing – as at end of the month



7 Household composition – as at end of the month



Public Housing Register | 31 Aug 2024

The Public Housing Register is a non-time bound list of all applicants eligible to be placed in public housing. Applicants complete a public housing assessment which determines eligibility and priority for public housing against an agreed set of criteria, which is then used to assist the public housing provider in matching to the most appropriate property.



As at 31 Aug 2024

Housing Register

22,329

234 fewer than last month

Transfer Register*

4,983

21 more than last month

Public Housing Register

27,312

213 fewer than last month

New applications that entered the Public Housing Register

2,022

222 fewer than last month

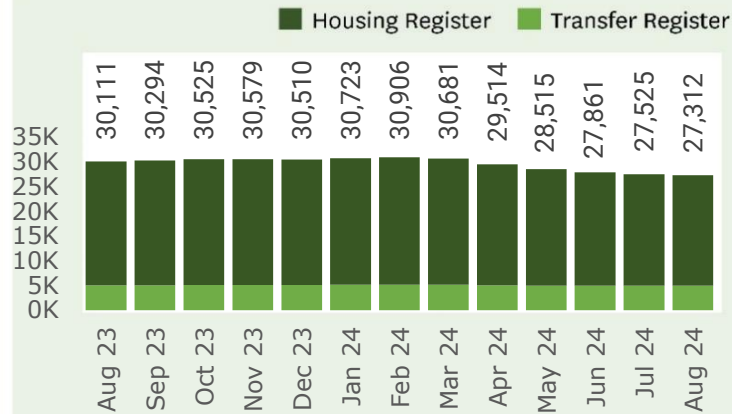
Housed in public housing

1,041

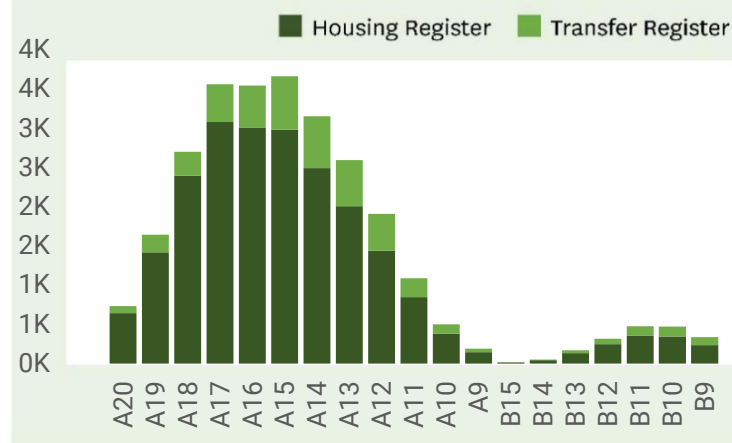
306 fewer than last month

Public Housing Register numbers

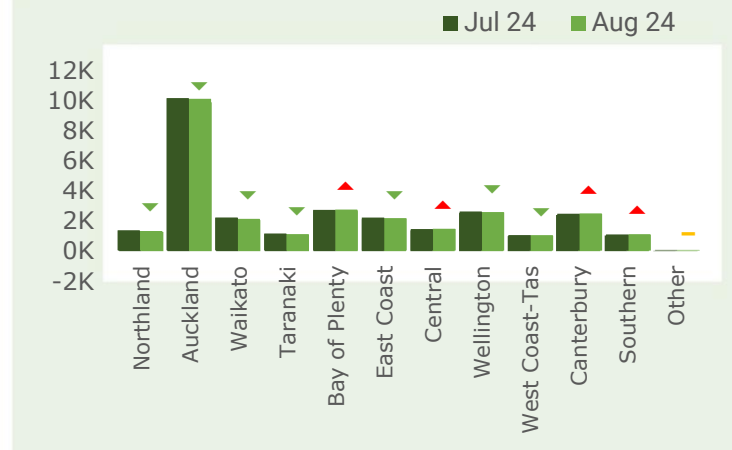
8 Applications live on the Public Housing Register – as at end of the month



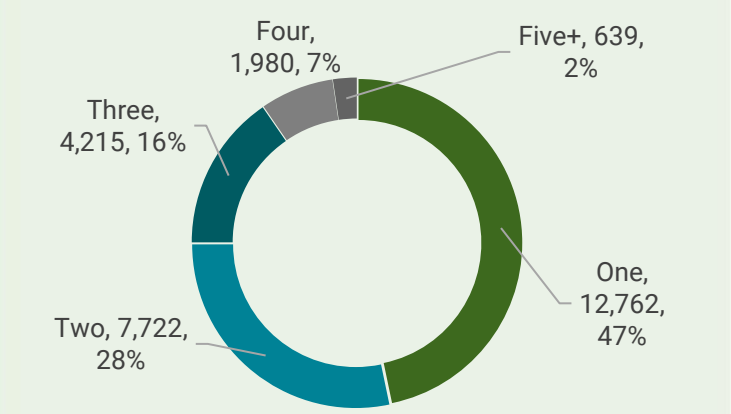
9 Applications by priority** – as at end of the month



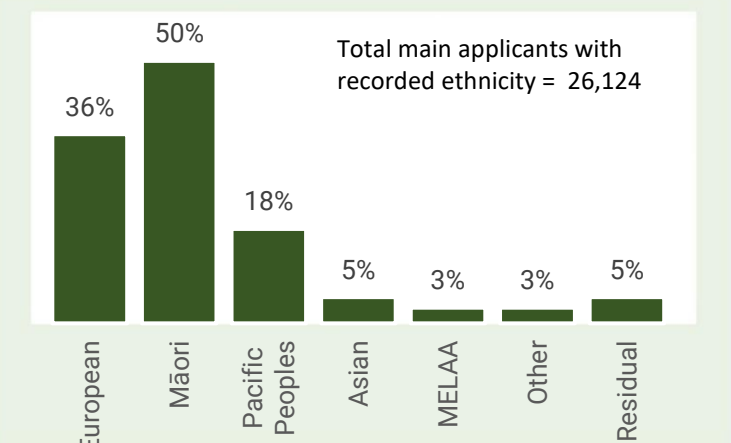
10 Register applications by MSD region – as at end of the month



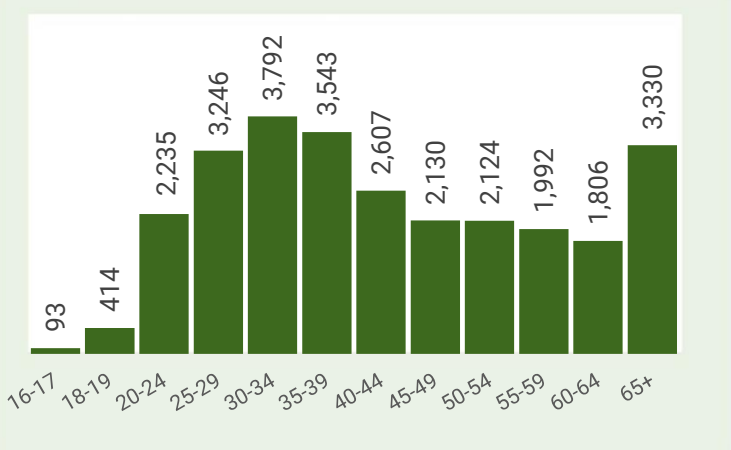
11 Percentage of applications by bedrooms required – as at end of the month



12 Percentage of main applicants, by ethnicity – as at end of the month

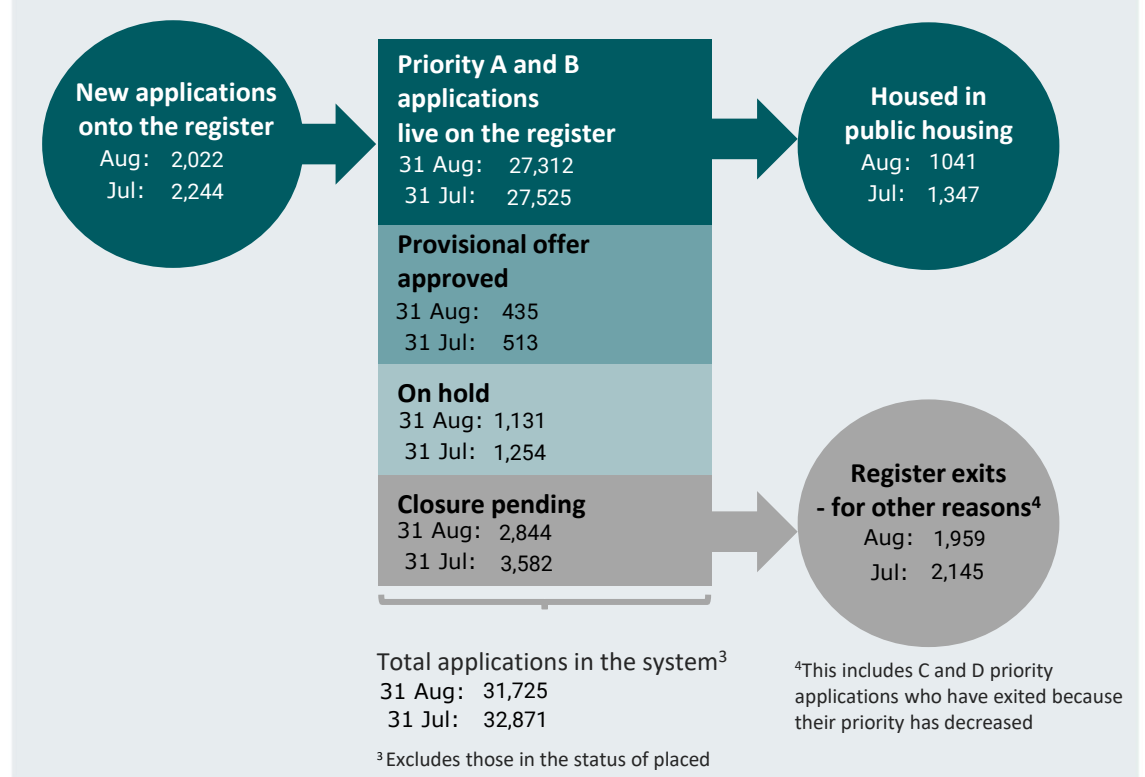


13 Age of main applicant – as at end of the month



Public Housing Register flow

14 Register flow data – as at end of the month



Commentary

The number of applications in the Public Housing register has decreased for the sixth month in a row with 213 fewer applications than the end of last month.

This decrease is driven by fewer number of new applications entering into the register and the high number of applicants exiting due to being housed and other reasons.

Most regions experienced a decrease in applications with the highest decreases in Waikato, Taranaki and Wellington.

*People who already live in public housing, but have applied and are eligible to transfer to another property are placed on the Transfer Register.

**Graph 9 – Info on the SAS criteria used to determine eligibility and priority can be found here: www.workandincome.govt.nz/map/social-housing/assessment-of-eligibility/index.html

Random Rounding has been applied to these figures. Figures in tables may not add up to the total due to random rounding.

³MSD reports total response ethnicity. This means if a person identifies with more than one ethnic group, they are counted in each applicable group and the sum of responses for all ethnic groups may exceed 100%. For more information www.msd.govt.nz/about-msd-and-our-work/tools/how-we-report-ethnicity.html. Note, MELAA refers to Middle Eastern, Latin American, and African.