

Emergency Housing SNGs | Feb 2023

Emergency housing is short-term accommodation (usually in motels) for individuals who have an urgent need because they are unable to remain in their usual place of residence. It is funded through Special Needs Grants that clients apply for when they cannot access accommodation and we have explored all the other options available to them. Grants can cover between one and 21 nights of accommodation at a time.



Amount granted
Feb 2023

\$25.7M

\$1.9M more than last month

Monthly Emergency
Housing Special
Needs Grants

7,962

741 more than last month

Households in
emergency housing
as at 28 February

3,336

57 more than last month

↳ Adults in emergency
housing as at 28 Feb

3,762

102 more than last month

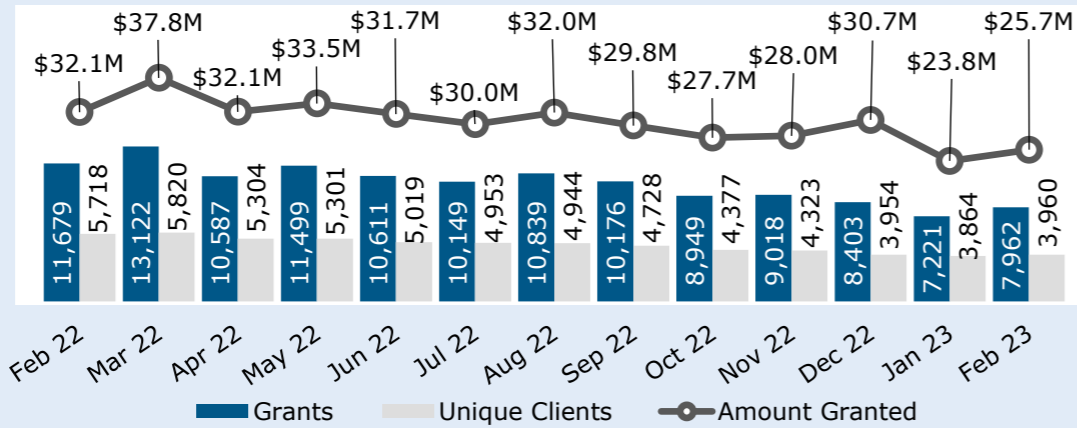
↳ Children in emergency
housing as at 28 Feb

3,180

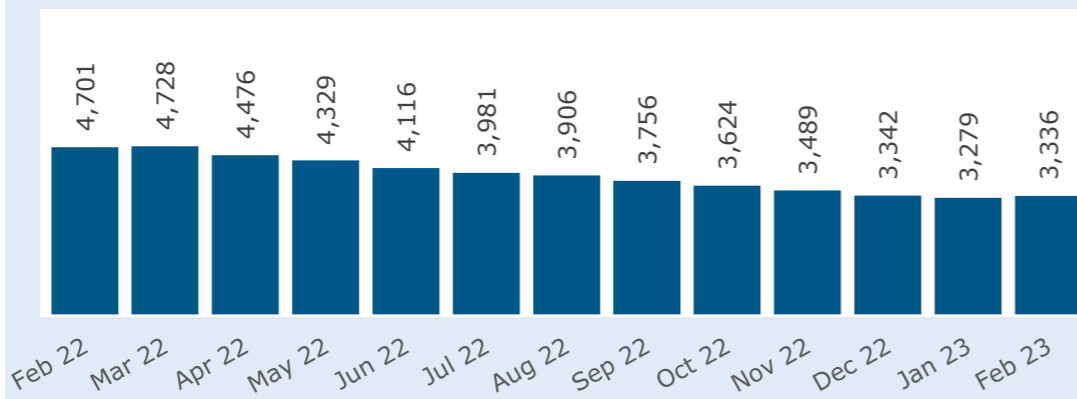
72 more than last month

Emergency housing – over the month and historic numbers

1 Grants/clients/amount granted over each month



2 Number of households in emergency housing – as at the end of each month



Commentary

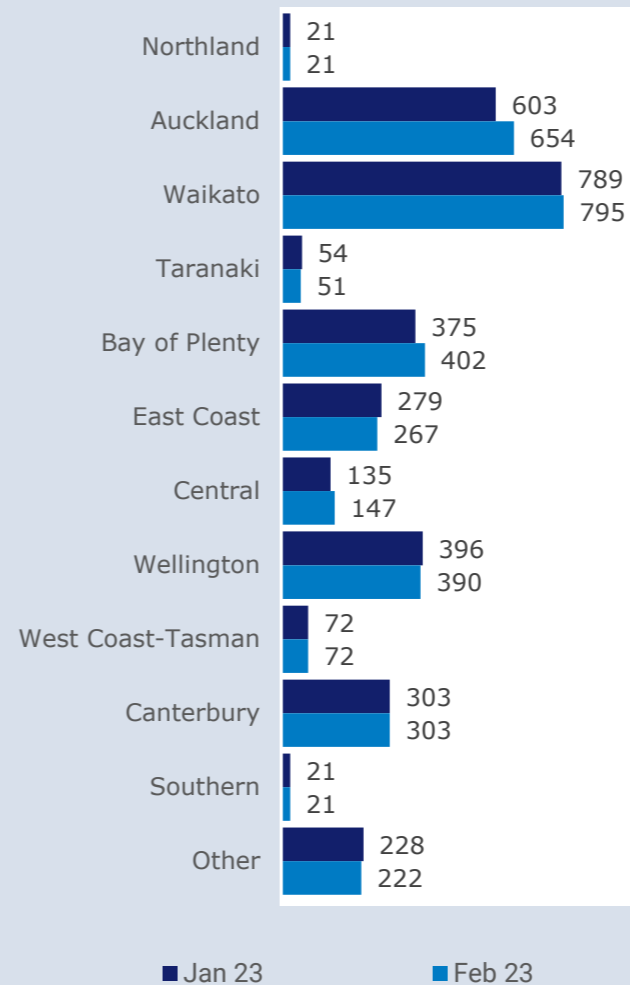
The number of Emergency Housing Special Needs Grants (EH-SNGs) has increased by around 740 since last month. Nearly \$2 million more was granted during February and 57 more households were receiving emergency housing assistance at the end of the month.

Since March 2022, the number of households in emergency housing has trended down for 10 consecutive months. February 2023 saw the first increase in the number of households in emergency housing since then, to 3,336 households.

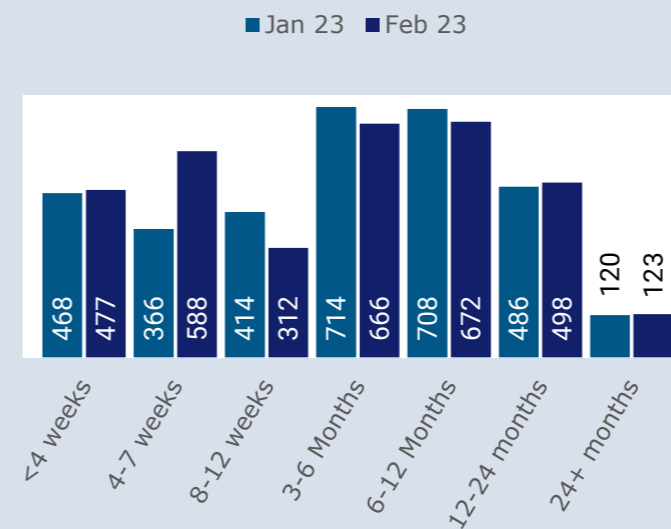
The Auckland, Bay of Plenty and Central regions contributed to most of this increase.

Emergency housing – at the end of the month

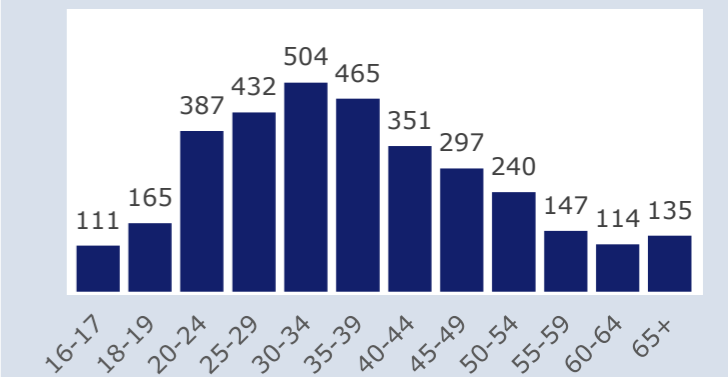
3 Households in emergency housing by MSD region – as at end of the month



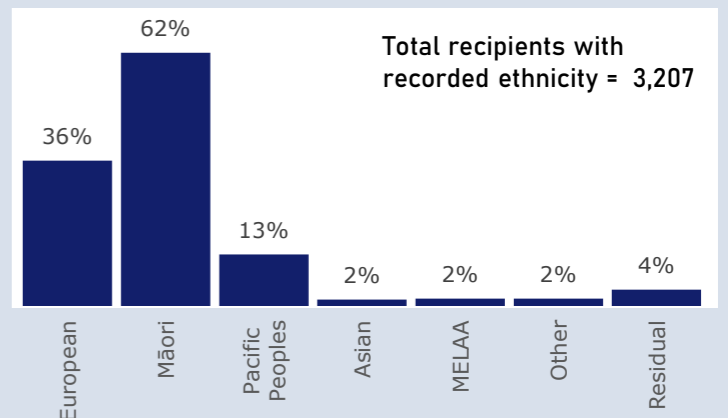
4 Households by duration in emergency housing – as at end of the month



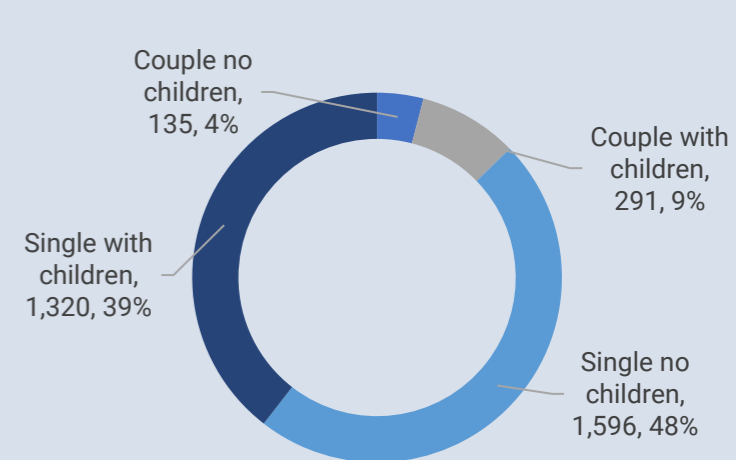
5 Age distribution of primary applicants in emergency housing – as at end of the month



6 Ethnicity* of primary applicant in emergency housing – as at end of the month



7 Household composition – as at end of the month



Note: Households living in Contracted Emergency Housing (CEH) in Rotorua are not included in this reporting. The new model is being piloted in Rotorua. Reporting of the number of households in CEH is currently unavailable.

Random rounding has been applied to these figures. Figures in tables may not add up to the total due to random rounding.

Public Housing Register | 28 Feb 2023

The Public Housing Register is a non-time bound list of all applicants eligible to be placed in public housing. Applicants complete a public housing assessment which determines eligibility and priority for public housing against an agreed set of criteria, which is then used to assist the public housing provider in matching to the most appropriate property.



As at 28 Feb 2023

Housing Register

23,985

396 more than last month

Transfer Register*

5,079

unchanged from last month

Public Housing Register

29,064

396 more than last month

New applications that entered the Public Housing Register

1,176

270 fewer than last month

Housed in public housing

366

15 fewer than last month

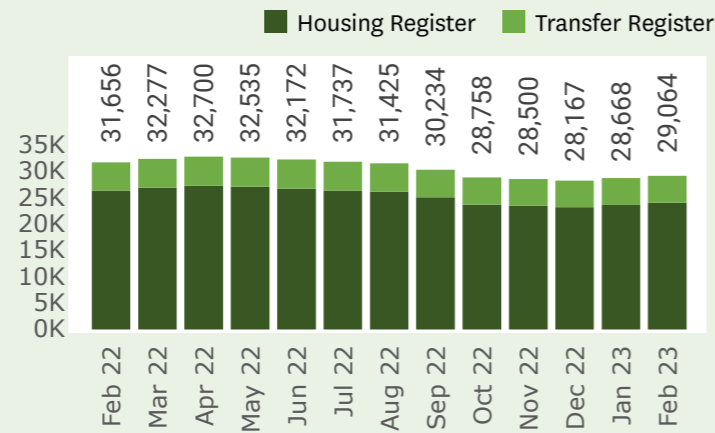
*People who already live in public housing, but have applied and are eligible to transfer to another property are placed on the Transfer Register.

**Graph 9 – Info on the SAS criteria used to determine eligibility and priority can be found here: www.workandincome.govt.nz/map/social-housing/assessment-of-eligibility/index.html

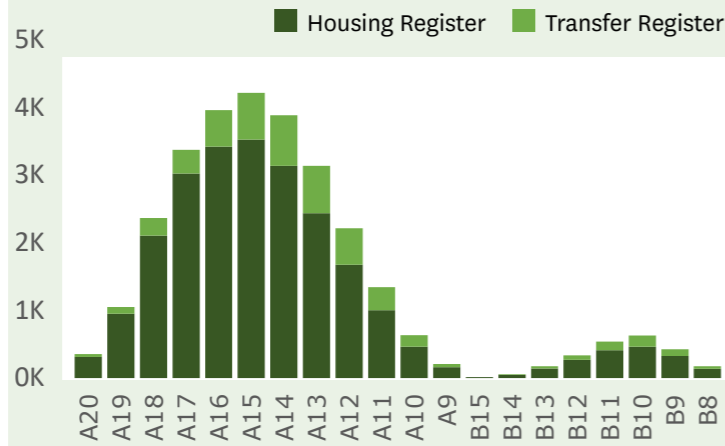
Random Rounding has been applied to these figures. Figures in tables may not add up to the total due to random rounding.

Public Housing Register numbers

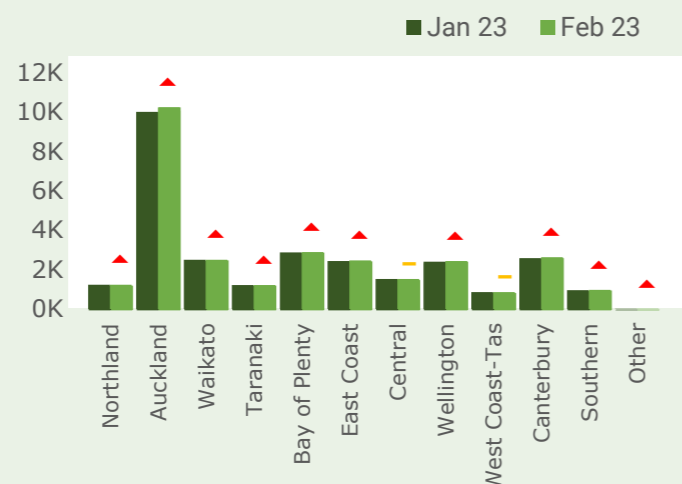
8 Applications live on the Public Housing Register – as at end of the month



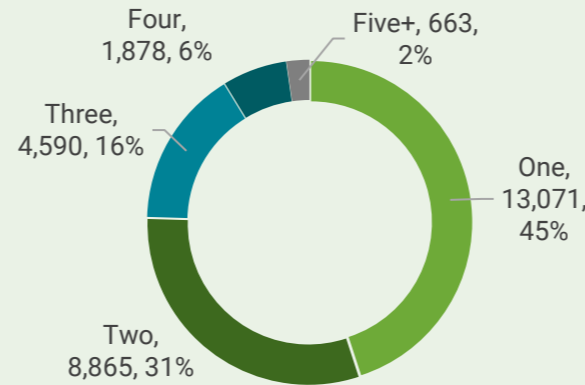
9 Applications by priority** – as at end of the month



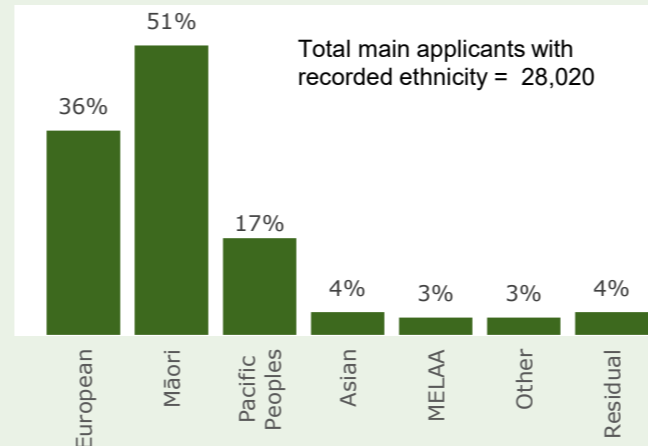
10 Register applications by MSD region – as at end of the month



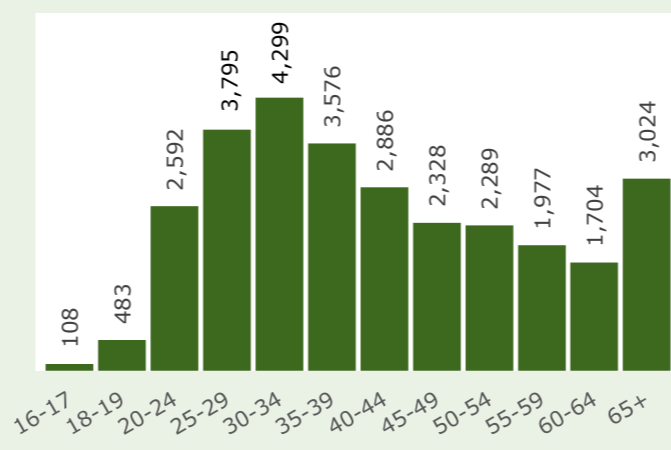
11 Percentage of applications by bedrooms required – as at end of the month



12 Percentage of main applicants, by ethnicity – as at end of the month

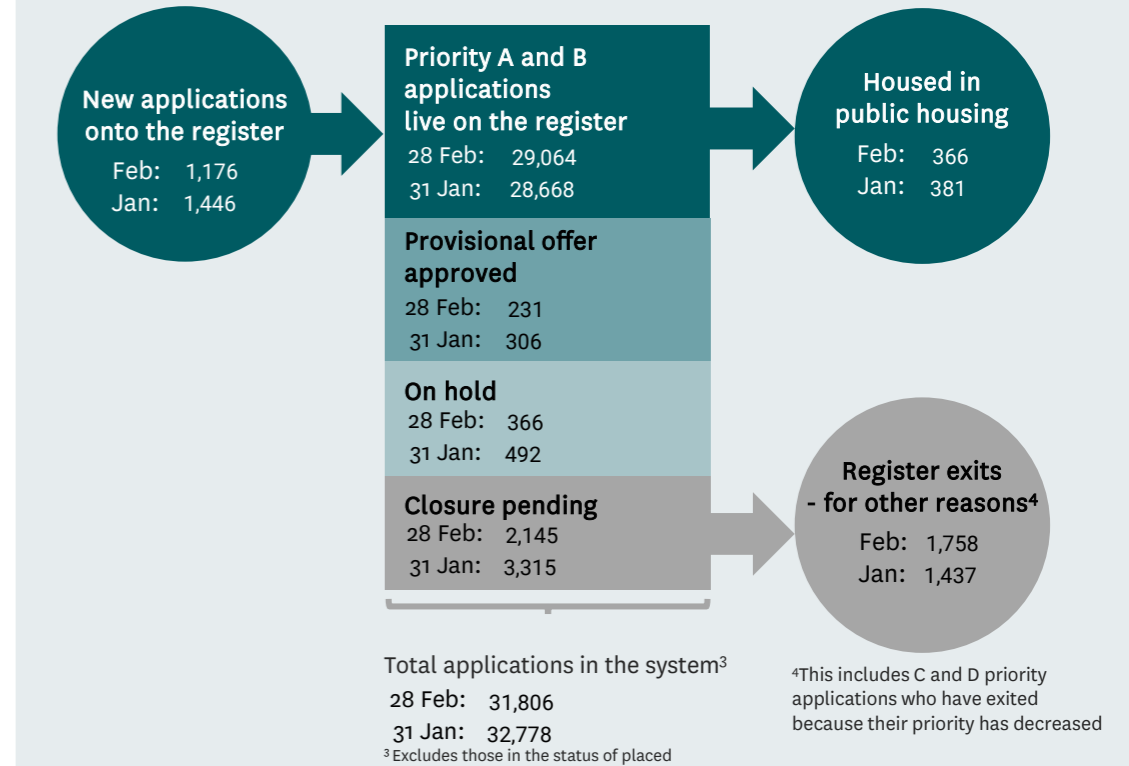


13 Age of main applicant – as at end of the month



Public Housing Register flow

14 Register flow data – as at end of the month



Commentary

There were 29,064 applications in the Public Housing Register as at the end of February 2023. This is an increase of 396 (1.4 percent) compared to the end of January when there were fewer working days.

Most regions, except the Central region had an increase in applications in February.

Note: MSD's proactive register management was temporarily paused during February to enable MSD staff to focus on supporting people impacted by the Auckland floods and Cyclone Gabrielle.

³MSD reports total response ethnicity. This means if a person identifies with more than one ethnic group, they are counted in each applicable group and the sum of responses for all ethnic groups may exceed 100%. For more information www.msd.govt.nz/about-msd-and-our-work/tools/how-we-report-ethnicity.html. Note, MELAA refers to Middle Eastern, Latin American, and African.