

2,735 increase

in the number of working-age people receiving a main benefit when comparing 8 May 2020 (348,856) to 1 May 2020 (346,121).

1,213 decrease

in the number of Special Needs Grants granted during the week ending 8 May 2020 (49,538) when compared to the week ending 1 May 2020 (50,751).

11.6 percent

of the estimated New Zealand working-age population received a main benefit as at 8 May 2020 (10.4 percent as at 3 January 2020).

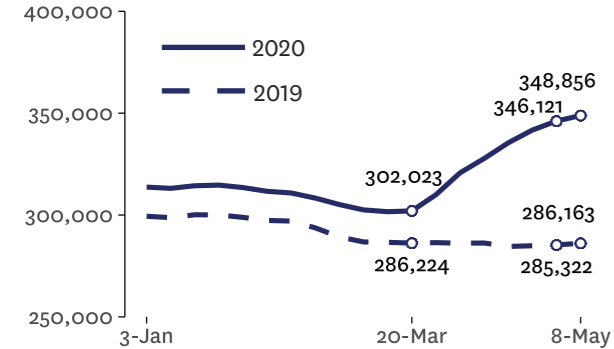
6.2 percent

of the estimated New Zealand working-age population received Jobseeker Support as at 8 May 2020 (4.9 percent as at 3 January 2020).

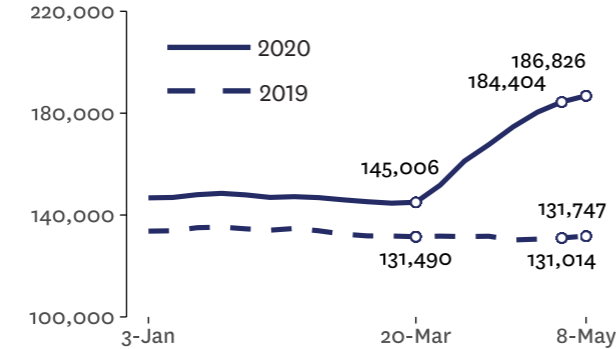
Main benefits

Main benefit numbers are working-age, those aged 18-64 years.

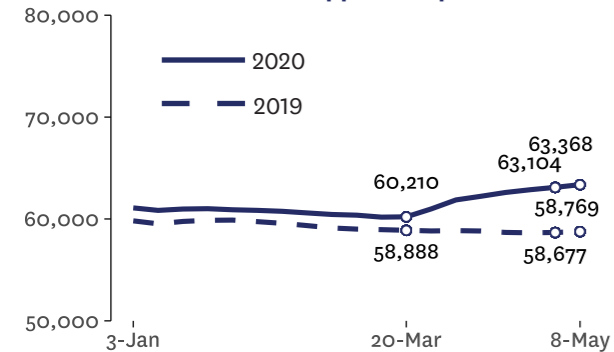
1. Number of main benefit recipients



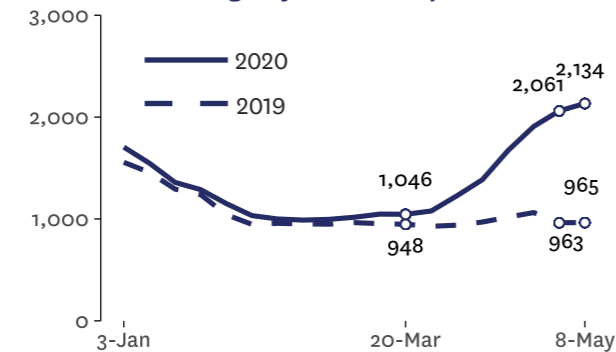
2. Number of Jobseeker Support recipients



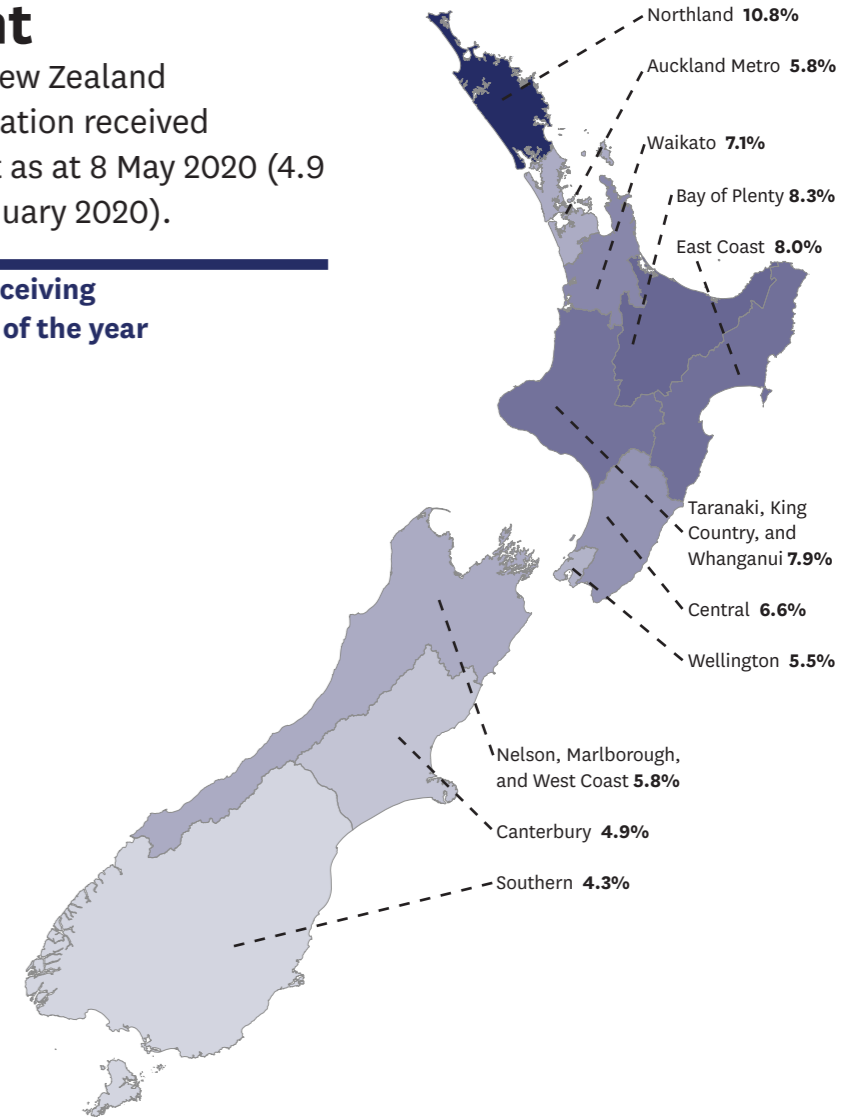
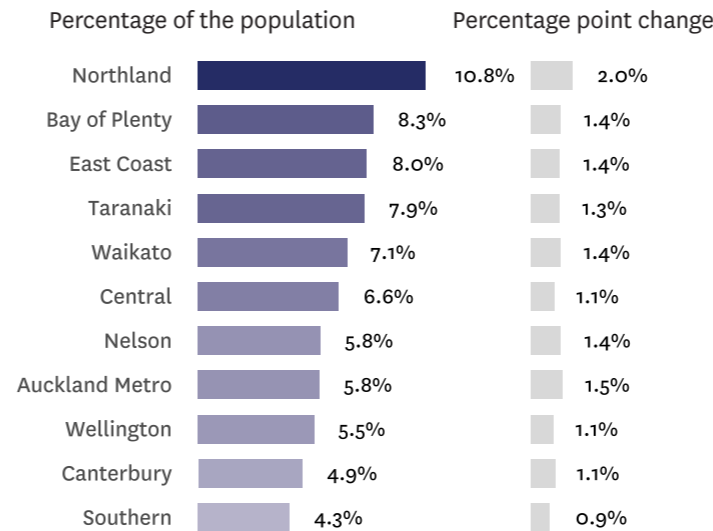
3. Number of Sole Parent Support recipients



4. Number of Emergency Benefit recipients



5. Percentage of the estimated New Zealand working-age population receiving Jobseeker Support, by Work and Income region, compared to the start of the year

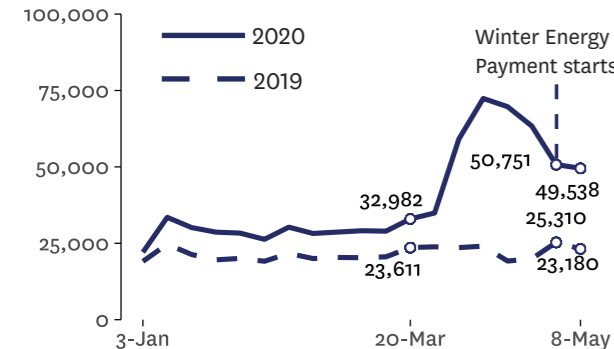


For **population proportions**, the estimated resident New Zealand population aged 18-64 years is used as at nearest June each year. Currently estimates as at June 2019 are used in this document.

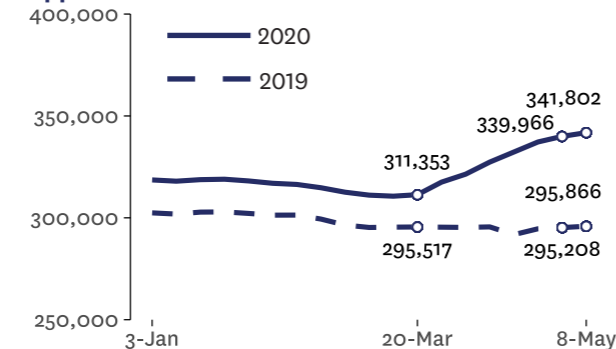
If Friday is a **public holiday**, variations in the administrative data may occur as manual actions may not happen on a public holiday.

Supplementary assistance and hardship assistance

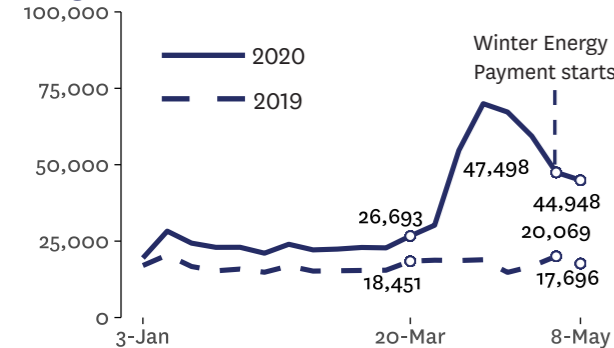
6. Number of Special Needs Grants granted during each week



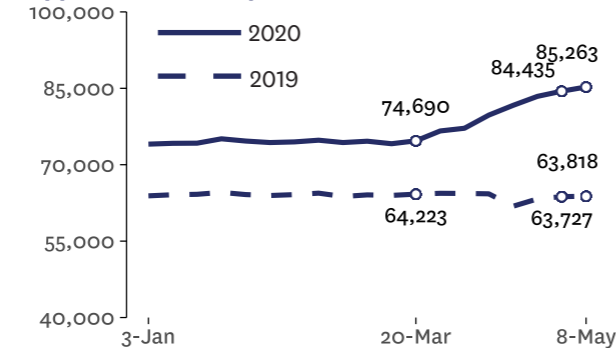
7. Number of recipients of receiving the Accommodation Supplement



8. Number of Special Needs Grants for food granted during each week

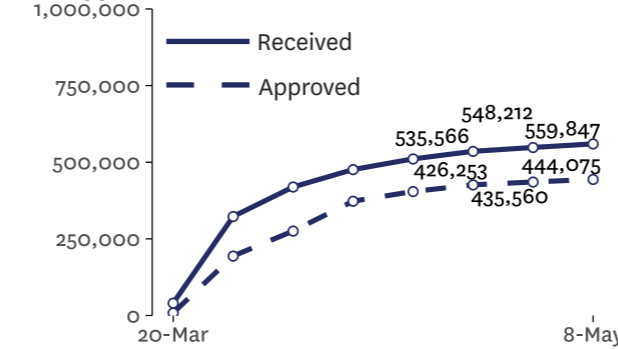


9. Number of recipients of Temporary Additional Support and of the Special Benefit

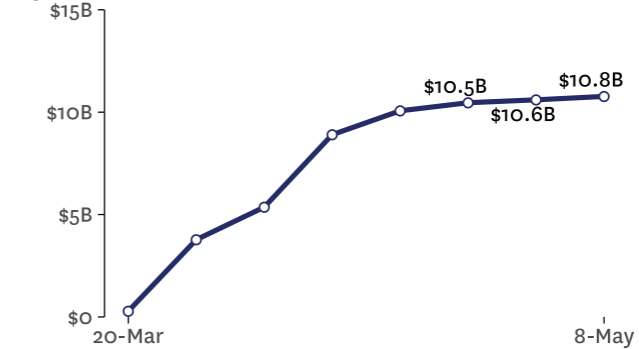


Wage Subsidy and Leave Payments

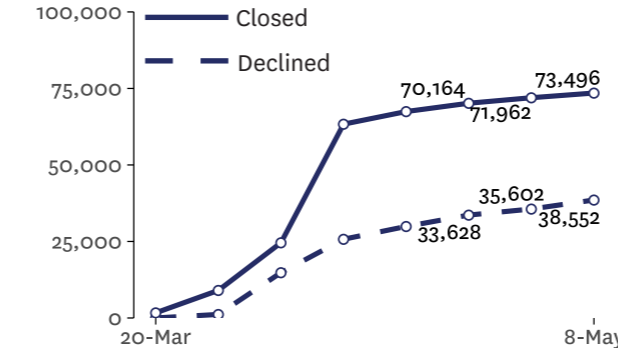
10. Number of Wage Subsidy applications received and approved



11. Amount (in billions) of Wage Subsidy applications paid



12. Number of Wage Subsidy applications closed and declined



Temporary Placeholder

Updated data to be implemented

Wage Subsidy data sums over time from the introduction of the Wage Subsidy (17 March 2020). The data is loaded as at 2300 hours on Friday and is not available by region.

Hardship grants are counts of grants, rather than clients, one client can receive multiple grants.

Work and Income has 11 geographical regions: Northland; Auckland; Waikato; Bay of Plenty; East Coast; Taranaki (Taranaki, King Country, and Whanganui); Central; Wellington; Nelson (Nelson, Marlborough, and West Coast); Canterbury; and Southern. "Other region" refers to people managed by national units, for example contact centres and processing centres.

Receipt of main benefit or supplementary assistance are counts of the number of people who are in primary receipt.