

## 889 increase

in the number of working-age recipients of a main benefit, when comparing 26 June 2020 (353,440) with 19 June 2020 (352,551).

## 758 decrease

in the number of Special Needs Grants granted during the week ending 26 June 2020 (36,075), when compared with the week ending 19 June 2020 (36,833).

## 11.8 percent

of the estimated New Zealand working-age population received a main benefit, as at 26 June 2020 (10.4 percent as at 3 January 2020).

## 6.3 percent

of the estimated New Zealand working-age population received Jobseeker Support (JS), as at 26 June 2020 (4.9 percent as at 3 January 2020).

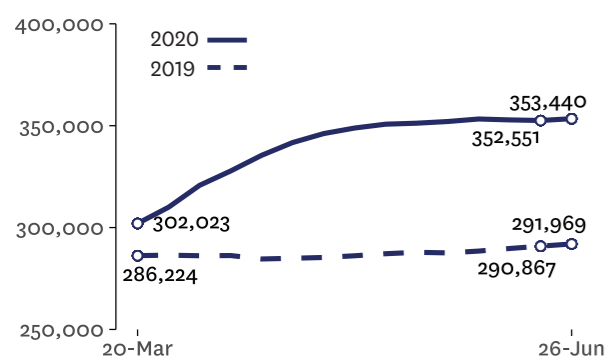
## 10,579 recipients

of the COVID-19 Income Relief Payment, as at 26 June 2020, of which 9,589 were full-time recipients, while 990 were part-time recipients.

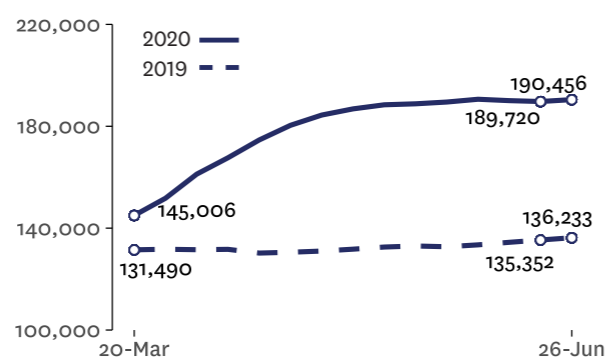
### Main benefits

Main benefit numbers are working-age, or those aged 18–64 years. Main benefit numbers are affected by those recipients transferred to CIRP.

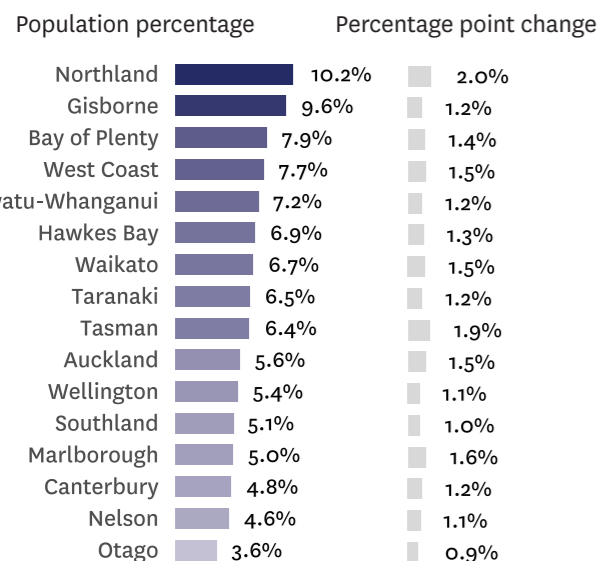
#### 1. Number of main benefit recipients



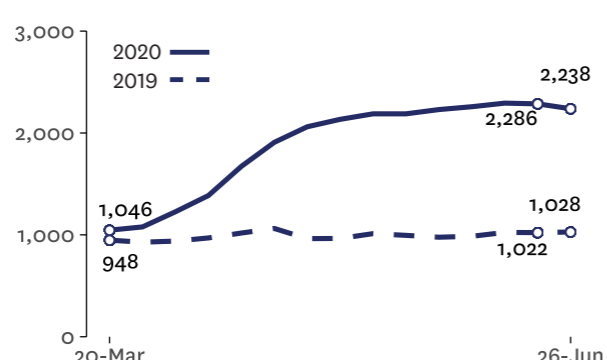
#### 2. Number of Jobseeker Support recipients



#### 3. Percentage of the estimated New Zealand population aged 15–64 receiving Jobseeker Support, by Regional Council, compared with the start of the year

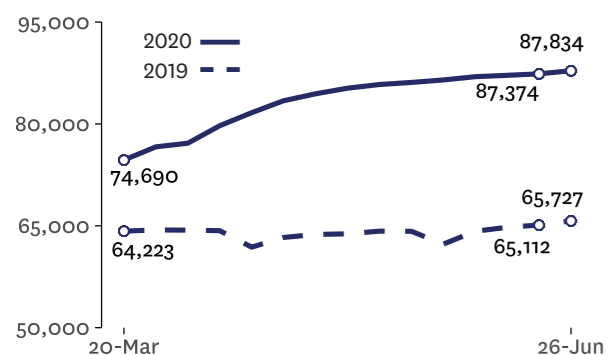


#### 4. Number of Emergency Benefit recipients

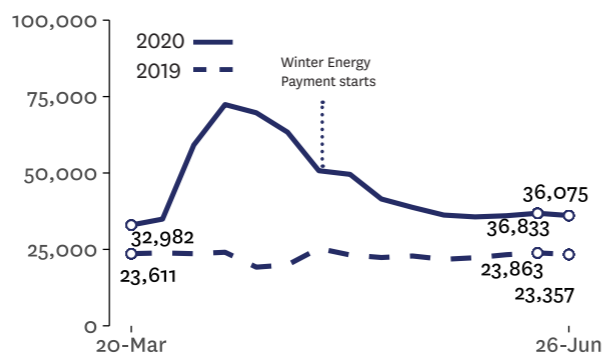


### Supplementary assistance and hardship assistance

#### 5. Number of Temporary Additional Support and Special Benefit recipients



#### 6. Number of Special Needs Grants granted during each week



### COVID-19 Income Relief Payment (CIRP)

From 8 June 2020, people who lost their job between 1 March 2020 and 30 October 2020 can apply for CIRP. Numbers reported are of those eligible, aged 16 and older.

Between 8 June and 26 June 2020

#### 10,947 grants\*

granted for CIRP. Of those, 3,812 were granted during the week ending 26 June 2020.

Between 8 June and 26 June 2020

#### 2,473 transfers\*\*\*

from Jobseeker Support to CIRP occurred. Of those, 256 transfers were during the week ending 26 June 2020.

\* New CIRP grants can subsequently be suspended or cancelled if the recipient gains employment or a grant was applied incorrectly. This means total grants over time will not add up to the number of CIRP recipients.

\*\* CIRP recipients are counts of the total number of people receiving CIRP.

\*\*\* Transfers to CIRP from Jobseeker Support are cumulative counts of people granted CIRP, who were recently in receipt (or a partner of a primary recipient) of Jobseeker Support.

#### Current recipients, as at 26 June 2020

#### 10,579 recipients\*\*

of CIRP as at 26 June 2020, an increase of 3,619 when compared with the week ending 19 June 2020.

#### 9,589 full-time

recipients of CIRP as at 26 June 2020.

#### 990 part-time

recipients of CIRP as at 26 June 2020.

#### 2,352 recipients

or 22.2 percent transferred from Jobseeker Support to CIRP.

### Wage Subsidy and Leave Payment Scheme

#### Payments

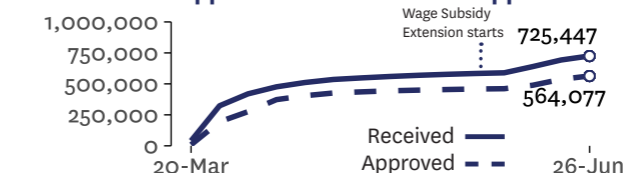
#### \$12.3 billion

paid out to approved Wage Subsidy and Leave Payment Scheme applications up to the week ending 26 June 2020, of which \$1.2 billion were under the Wage Subsidy Extension, paid between 10 June 2020 and 26 June 2020.

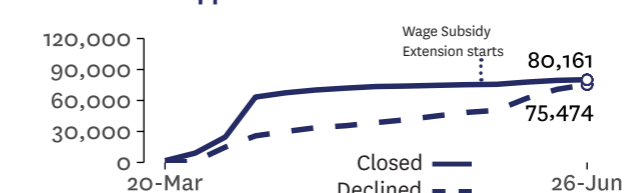
#### 1,705,436 jobs

associated with a paid application up to the week ending 26 June 2020, of which 291,257 were under the Wage Subsidy Extension, between 10 June 2020 and 26 June 2020.

#### 7. Number of applications received and approved



#### 8. Number of applications closed and declined



#### Refunds

#### \$204.9 million

is the value of refunds received as at 26 June 2020, an increase of \$28.8 million when compared with the week ending 19 June 2020.

#### 7,146 refunds

received as at 26 June 2020, an increase of 1,186 when compared with the week ending 19 June 2020.

**Receipt of main benefits** or supplementary assistance are counts of the number of people who are in primary receipt.

**Hardship grants** are counts of grants, rather than clients. A client can receive multiple grants.

**Special Needs Grants (SNGs)** are the sum of grants during each week. SNGs also include SNGs for food.

**Wage Subsidy and Leave Payment data** are cumulative data, and sums data from the start of the Wage Subsidy (week ending 20 March 2020), the Leave Payment (week ending 1 May 2020), and the Wage Subsidy Extension (week ending 12 June 2020). The numbers currently reported for the Wage Subsidy and Leave Payment Scheme are a count of jobs, rather than of people associated with paid applications.

**Total refunds** received will not equal the number of businesses who have made refunds, as some businesses may make multiple refunds.

For **population proportions**, the estimated resident New Zealand population aged 18–64 years is used as at the nearest June each year. Current estimates as at June 2019 are used in this document.

There may also be **variations when comparing quarterly and monthly data**, to weekly data reported by MSD. This is due to the business rules used, allowing for processing time for payments. During public holidays, the processing time may need to be advanced to the Thursday or the Wednesday. If a public holiday lands on the following Monday or the Friday, the monthly and quarterly data will have a different extract date from the weekly data, which is always extracted on Fridays. Caution should be exercised when comparing data between weekly, monthly, and quarterly data releases.