

Quarterly Working-Age Benefit Numbers – September 2019

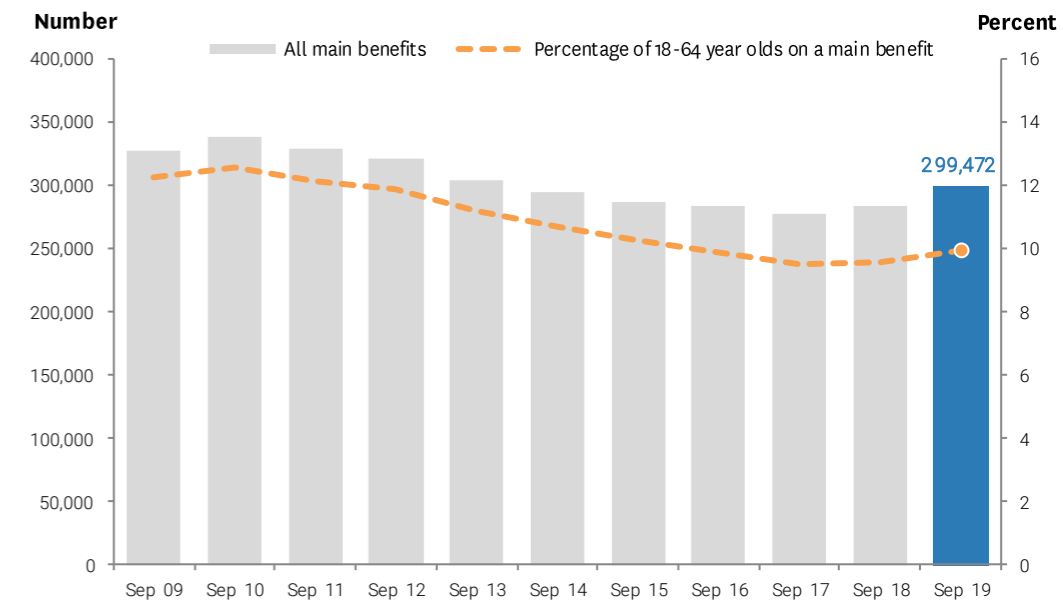
① Unless otherwise noted, quarterly numbers presented in this document are as at the end of the quarter and clients reported on are working age (i.e. 18–64 years).



Main benefit categories and sub-categories

	Quarterly two-year Trend			Quarterly change		Yearly change	
	Sep 18	Jun 19	Sep 19	Number	Percent	Number	Percent
All main benefits	284,315	291,969	299,472	7,503	2.6 ▲	15,157	5.3 ▲
Jobseeker Support (JS)	129,643	136,233	142,931	6,698	4.9 ▲	13,288	10.2 ▲
Work Ready (JS - WR)	71,409	75,323	80,602	5,279	7.0 ▲	9,193	12.9 ▲
Health Condition and Disability (JS - HCD)	58,234	60,910	62,329	1,419	2.3 ▲	4,095	7.0 ▲
Sole Parent Support (SPS)	58,620	59,263	59,715	452	0.8 ▲	1,095	1.9 ▲
Supported Living Payment (SLP)	92,413	92,856	93,063	207	0.2 ▲	650	0.7 ▲
Health Condition and Disability (SLP - HCD)	83,828	84,266	84,405	139	0.2 ▲	577	0.7 ▲
Carers (SLP - Carers)	8,585	8,590	8,658	68	0.8 ▲	73	0.9 ▲
Youth Payment/Young Parent Payment	1,709	1,543	1,616	73	4.7 ▲	-93	-5.4 ▼
Youth Payment (YP)	288	180	270	90	50.0 ▲	-18	-6.3 ▼
Young Parent Payment (YPP)	1,421	1,363	1,346	-17	-1.2 ▼	-75	-5.3 ▼
Other main benefits	1,930	2,074	2,147	73	3.5 ▲	217	11.2 ▲

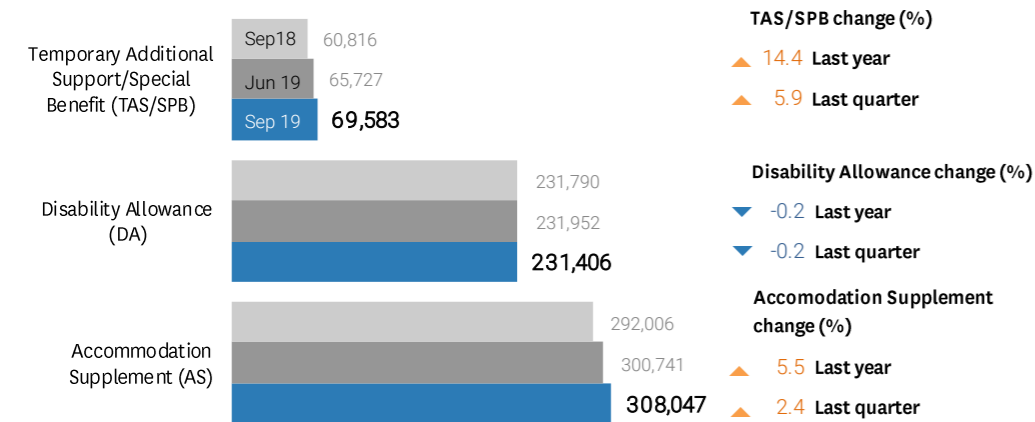
Main benefits over time



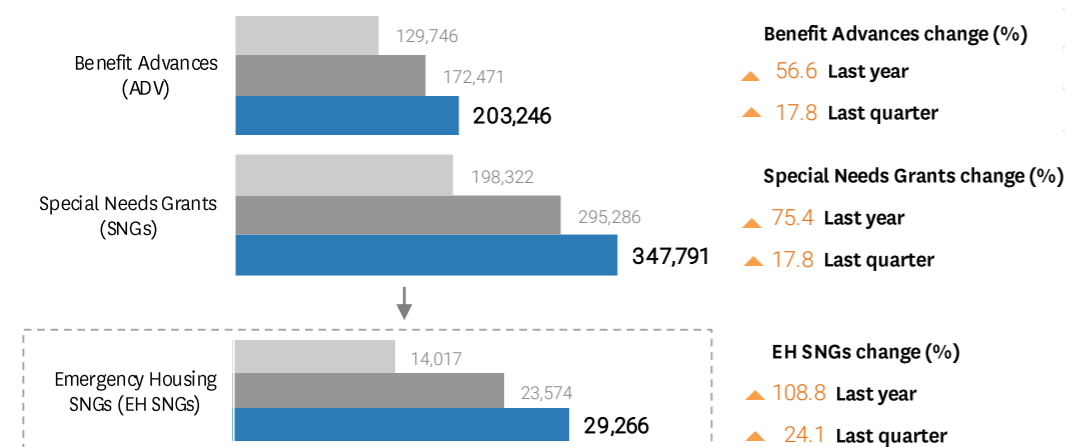
Supplementary benefits and Hardship Assistance

① Supplementary and Hardship Assistance numbers include all recipients receiving the assistance shown, not only working-age clients. Benefit Advances and Special Needs Grants (SNGs) are the sum of grants over the three months of the quarter (i.e. 1 July 2019 – 30 September 2019). The sum of Special Needs Grants also includes Emergency Housing SNGs.

Supplementary benefits



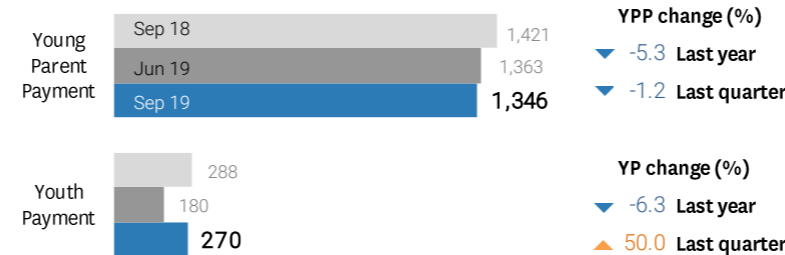
Hardship Assistance



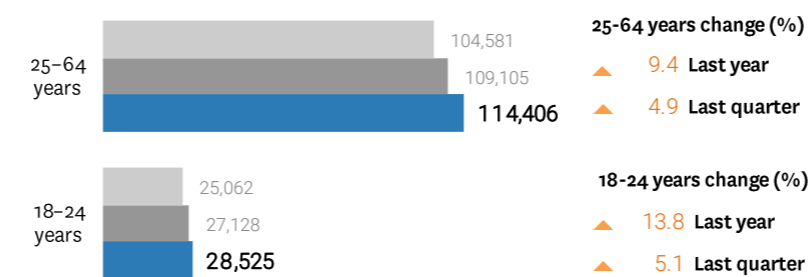
① The Special Needs Grants for Emergency Housing (EH SNGs) pay for emergency accommodation provided by emergency housing providers.

Youth

Youth Benefits (18 to 24 years)

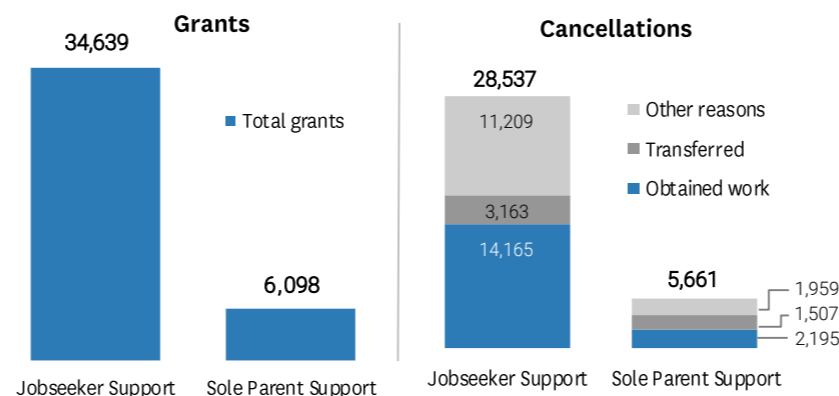


Jobseeker Support by age group



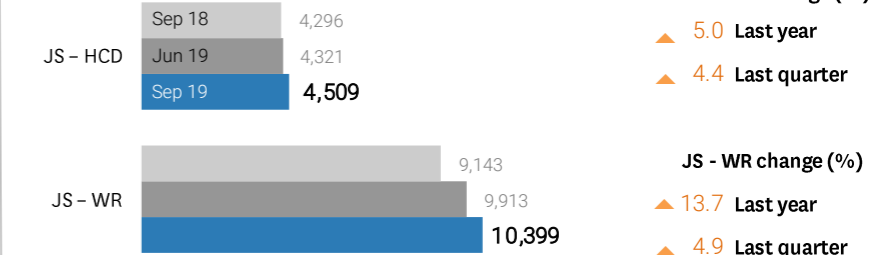
Grants and cancellations of benefits

① Benefit grants and cancellations are the sum of grants and cancellations over the three months of the quarter (i.e. 1 July 2019 – 30 September 2019).

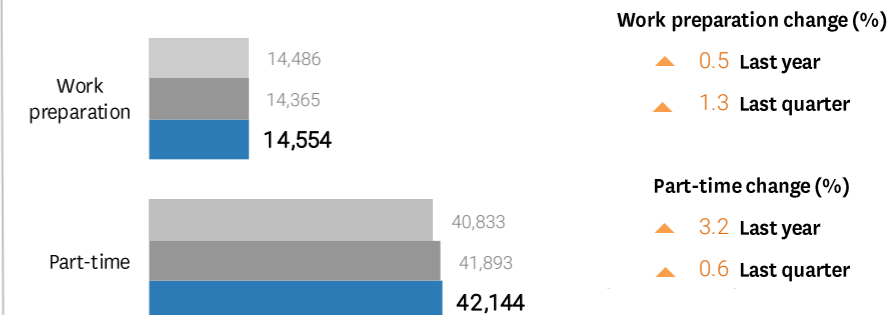


Sole parents

Sole parents receiving Jobseeker Support



Sole Parent Support by work obligation



Other main benefits

