

Main benefits

recipients (Graph 1)

↓ **4,809** decrease

when comparing 1 March (370,830) with 23 February (375,639).

Main benefits

cancel into work (Graph 5)

↑ **240** increase

when comparing 1 March (2,076) with 23 February (1,836).

Jobseeker Support – Work Ready

recipients (Graph 6)

↓ **726** decrease

when comparing 1 March (109,854) with 23 February (110,580).

Jobseeker Support Student Hardship

recipients


↓ **3,570** decrease

when comparing 1 March (255) with 23 February (3,825).

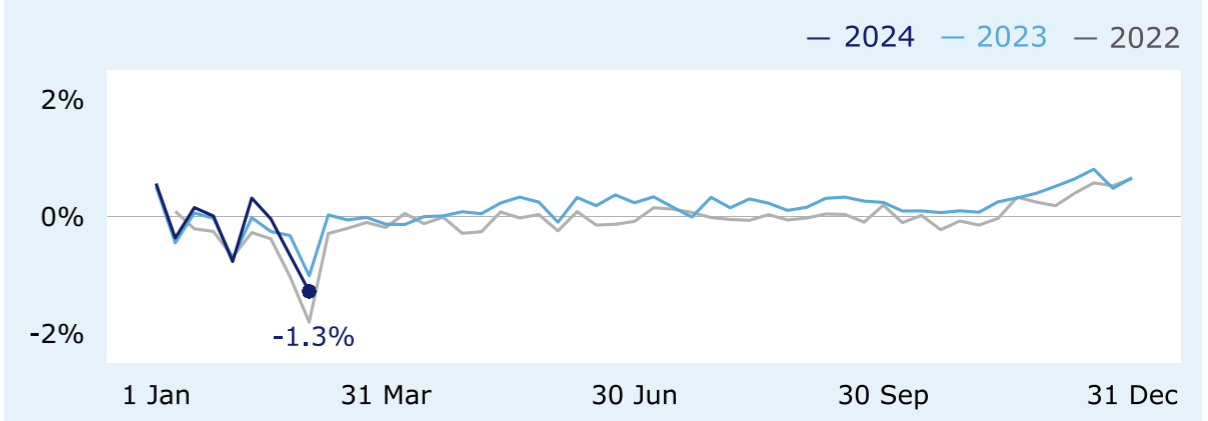
For the full set of data and supporting information please go to: www.msd.govt.nz/about-msd-and-our-work/publications-resources/statistics/weekly-reporting/

Main benefits

1 Main benefits – number of recipients

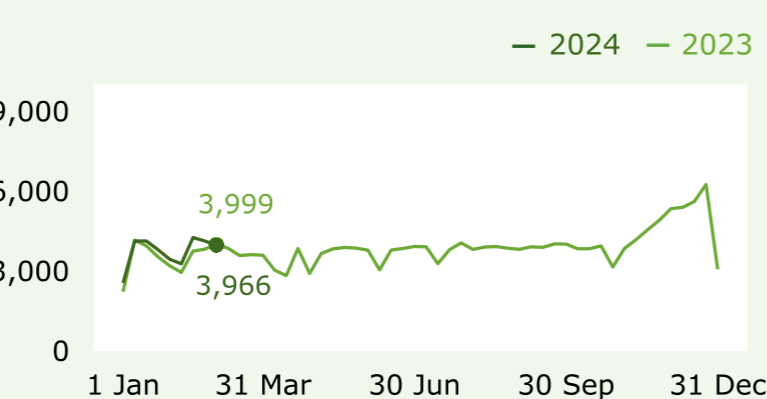


2 Main benefits – weekly percentage change

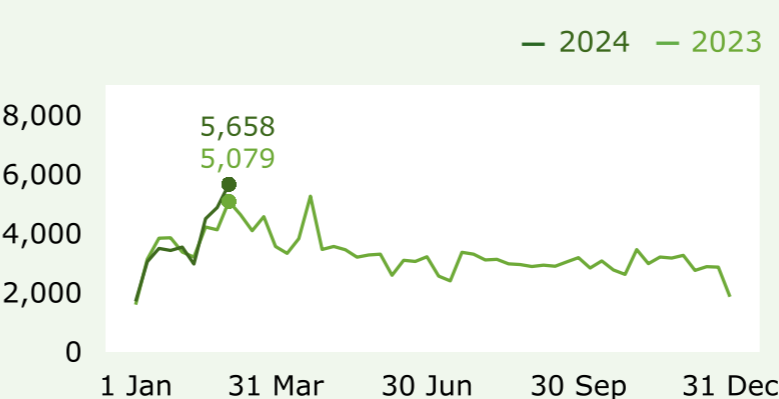


Grants and cancellations

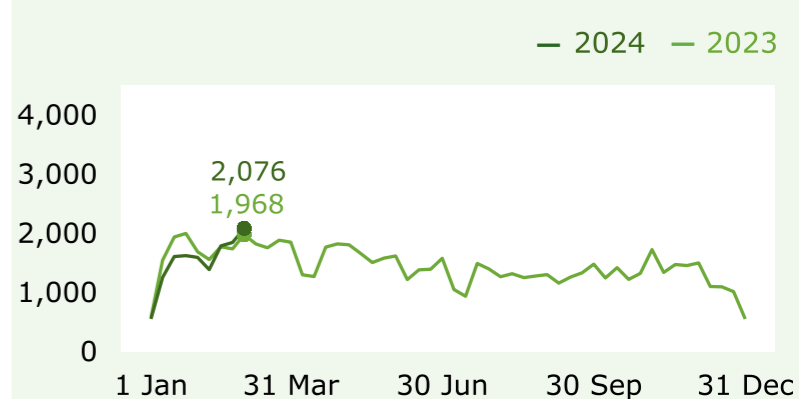
3 Main benefits – grants during each week



4 Main benefits – total cancels during each week

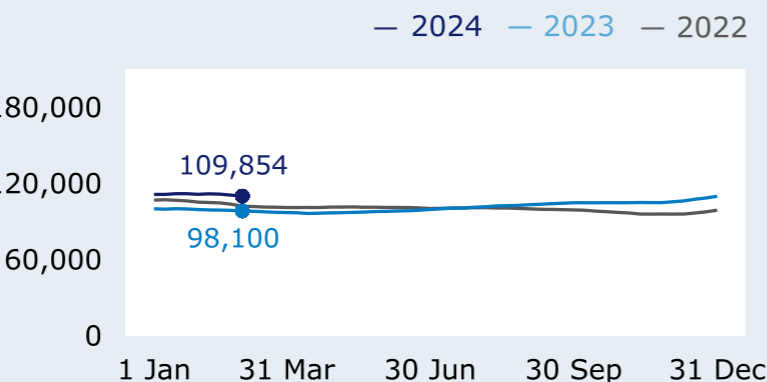


5 Main benefits – cancels into work during each week

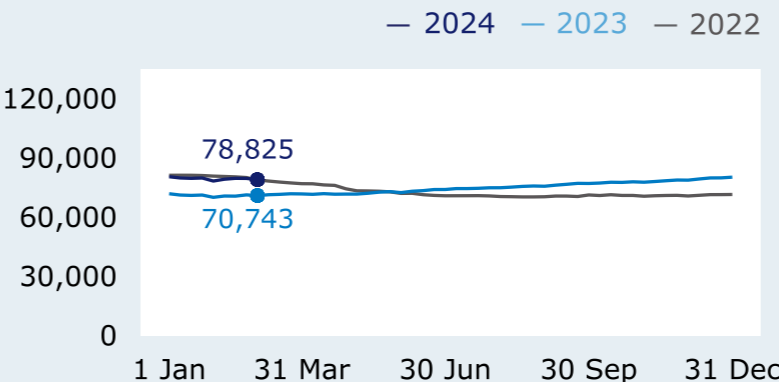


Jobseeker Support

6 Jobseeker Support – Work Ready – number of recipients



7 Jobseeker Support – Health Condition or Disability – number of recipients



Hardship assistance

8 Food Special Needs Grants – grants during each week

