

Main benefits

recipients (Graph 1)

↓ **2,928** decrease

when comparing 2 February (377,124) with 26 January (380,052).

Main benefits

cancel into work (Graph 5)

↓ **30** decrease

when comparing 2 February (1,584) with 26 January (1,614).

Jobseeker Support – Work Ready

recipients (Graph 6)

↓ **483** decrease

when comparing 2 February (111,219) with 26 January (111,702).

Jobseeker Support Student Hardship

recipients

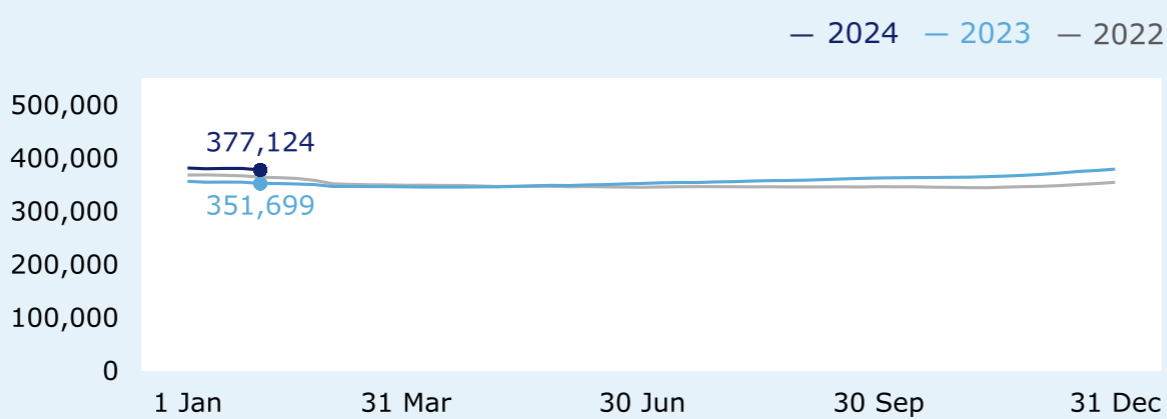
↓ **261** decrease

when comparing 2 February (6,501) with 26 January (6,762).

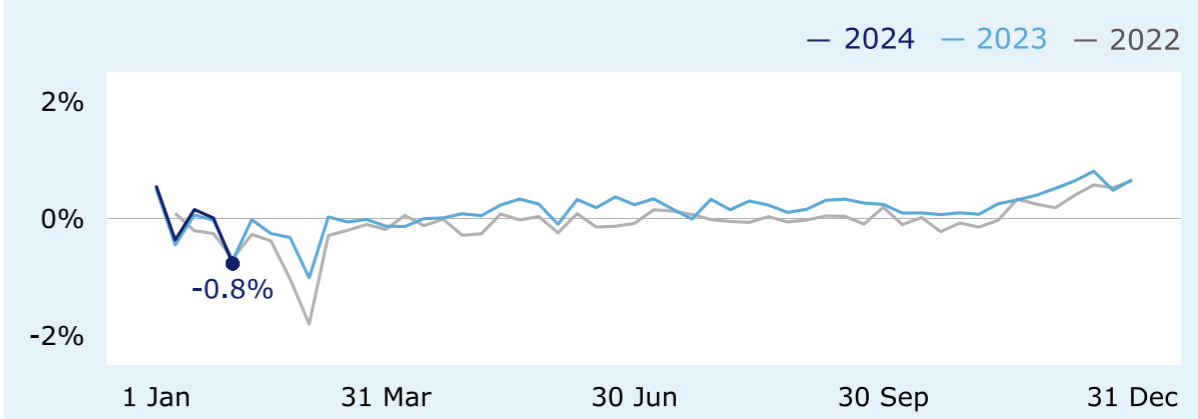
For the full set of data and supporting information please go to: www.msd.govt.nz/about-msd-and-our-work/publications-resources/statistics/weekly-reporting/

Main benefits

1 Main benefits – number of recipients

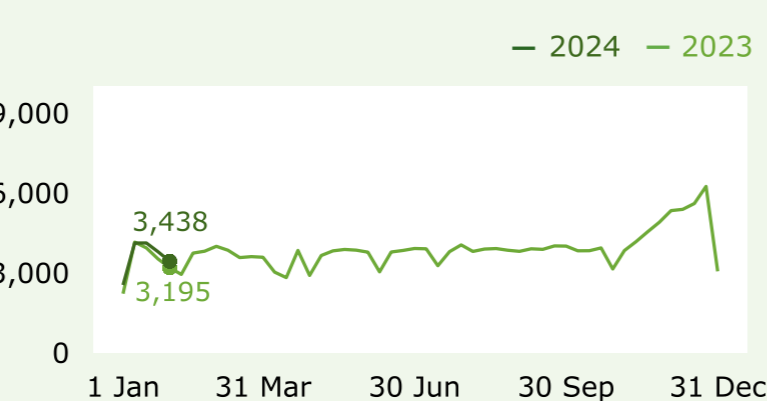


2 Main benefits – weekly percentage change

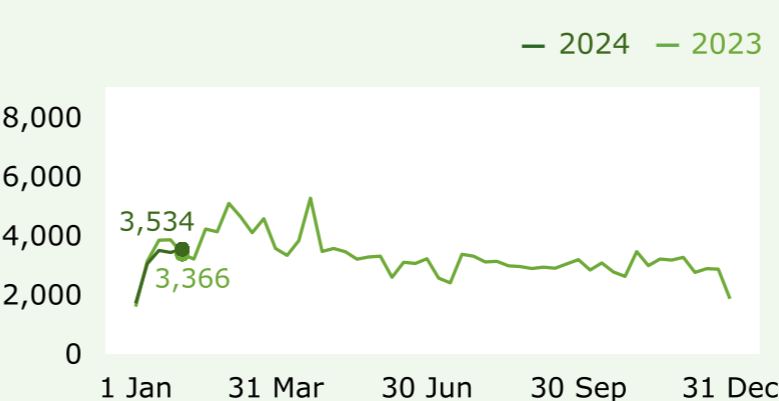


Grants and cancellations

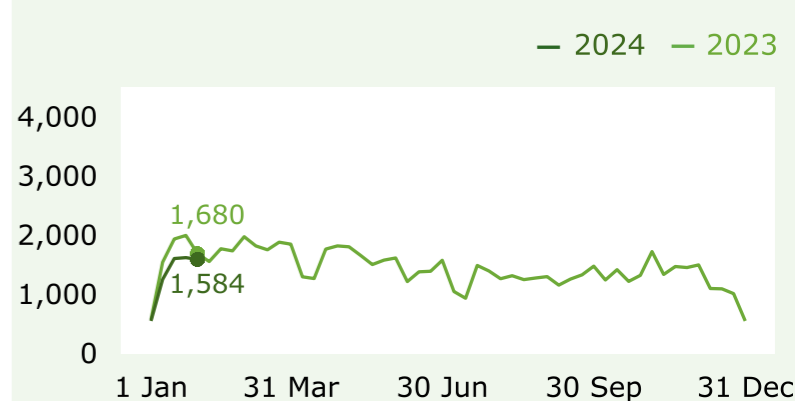
3 Main benefits – grants during each week



4 Main benefits – total cancels during each week

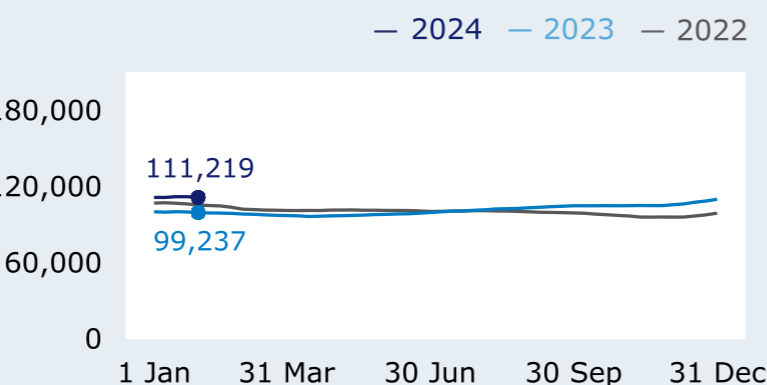


5 Main benefits – cancels into work during each week



Jobseeker Support

6 Jobseeker Support – Work Ready – number of recipients



7 Jobseeker Support – Health Condition or Disability – number of recipients



Hardship assistance

8 Food Special Needs Grants – grants during each week

