

## Main benefits

recipients (Graph 1)

↑ **345** increase

when comparing 13 October (362,778) with 6 October (362,433).

## Main benefits

cancels into work (Graph 5)

↑ **174** increase

when comparing 13 October (1,410) with 6 October (1,236).

## Jobseeker Support

– **Work Ready**

recipients (Graph 6)

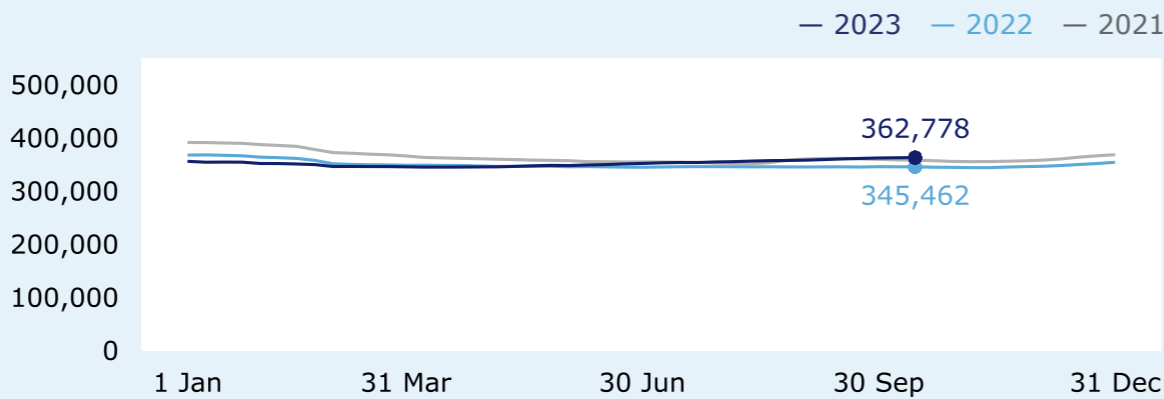
↑ **21** increase

when comparing 13 October (104,595) with 6 October (104,574).

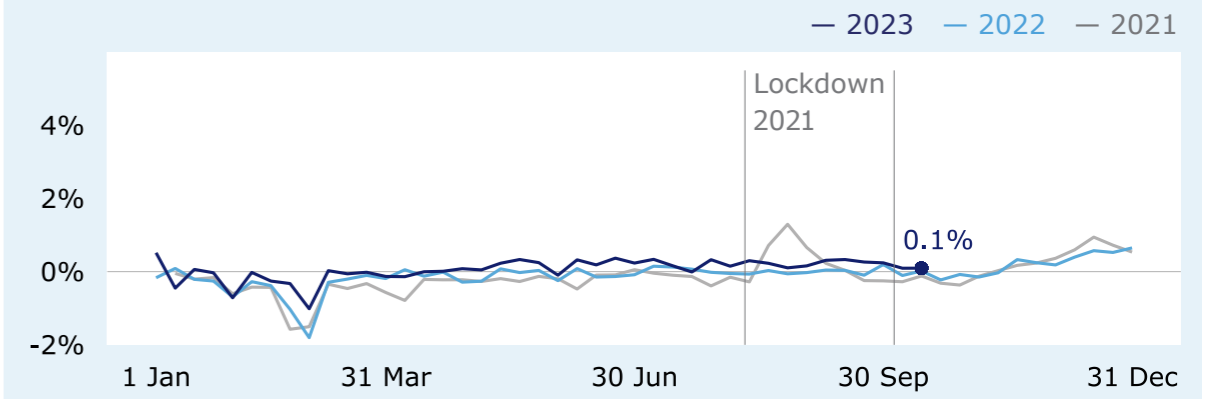
For the full set of data and supporting information please go to: [www.msd.govt.nz/about-msd-and-our-work/publications-resources/statistics/weekly-reporting/](http://www.msd.govt.nz/about-msd-and-our-work/publications-resources/statistics/weekly-reporting/)

## Main benefits

1 Main benefits – number of recipients

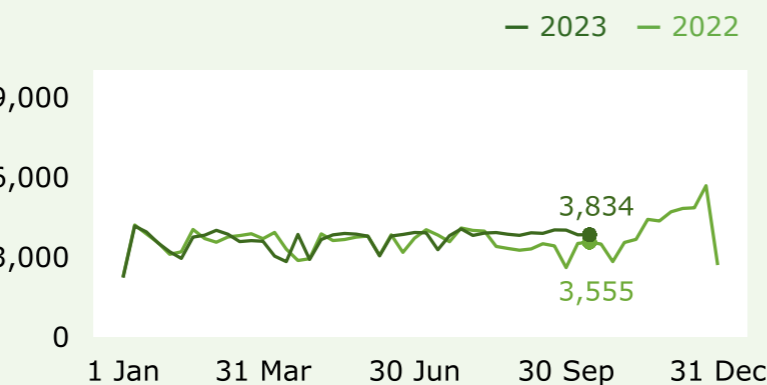


2 Main benefits – weekly percentage change

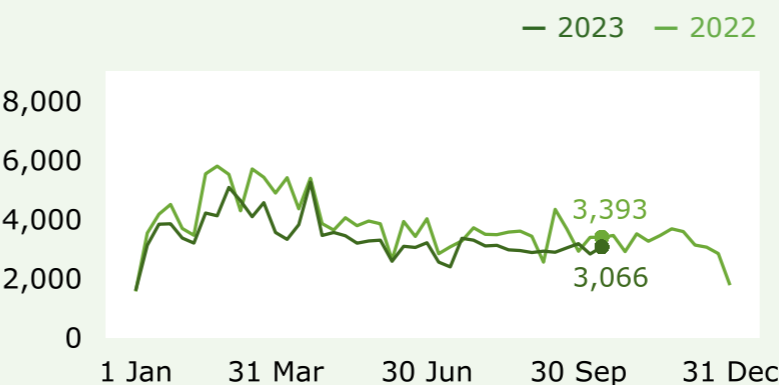


## Grants and cancellations

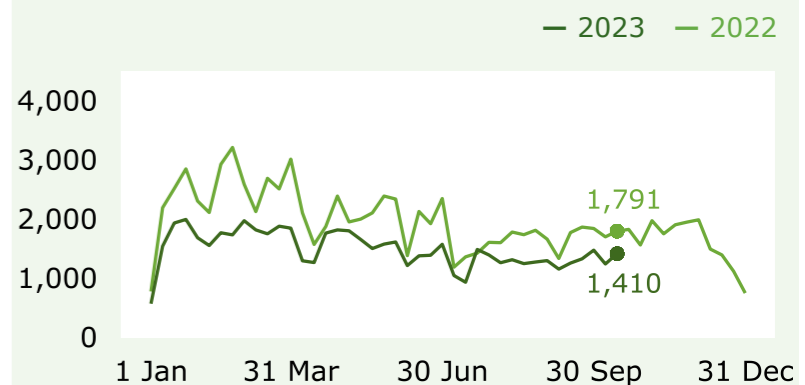
3 Main benefits – grants during each week



4 Main benefits – total cancels during each week

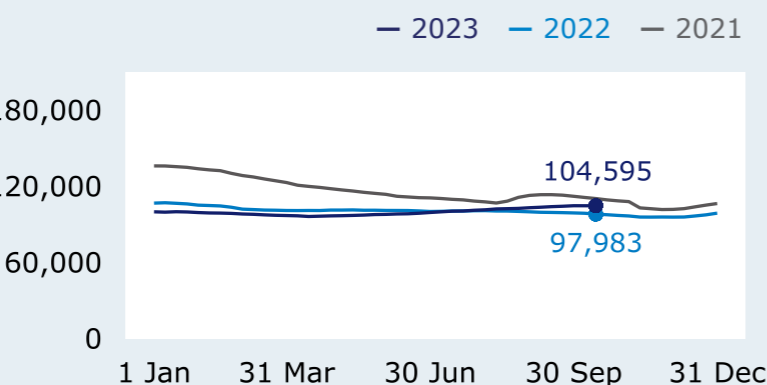


5 Main benefits – cancels into work during each week

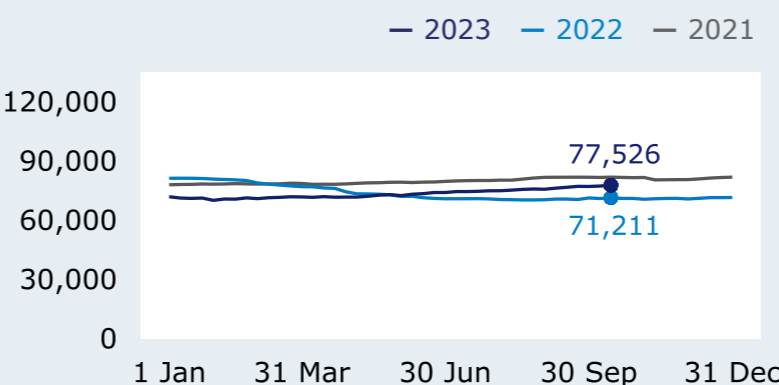


## Jobseeker Support

6 Jobseeker Support – Work Ready – number of recipients



7 Jobseeker Support – Health Condition or Disability – number of recipients



## Hardship assistance

8 Food Special Needs Grants – grants during each week

