

Main benefits

recipients (Graph 1)

↓ **72** decrease

when comparing 10 February (351,627) with 3 February (351,699).

Main benefits

cancels into work (Graph 5)

↓ **132** decrease

when comparing 10 February (1,548) with 3 February (1,680).

Jobseeker Support

– **Work Ready**

recipients (Graph 6)

↓ **330** decrease

when comparing 10 February (98,907) with 3 February (99,237).

Jobseeker Support

Student Hardship

recipients

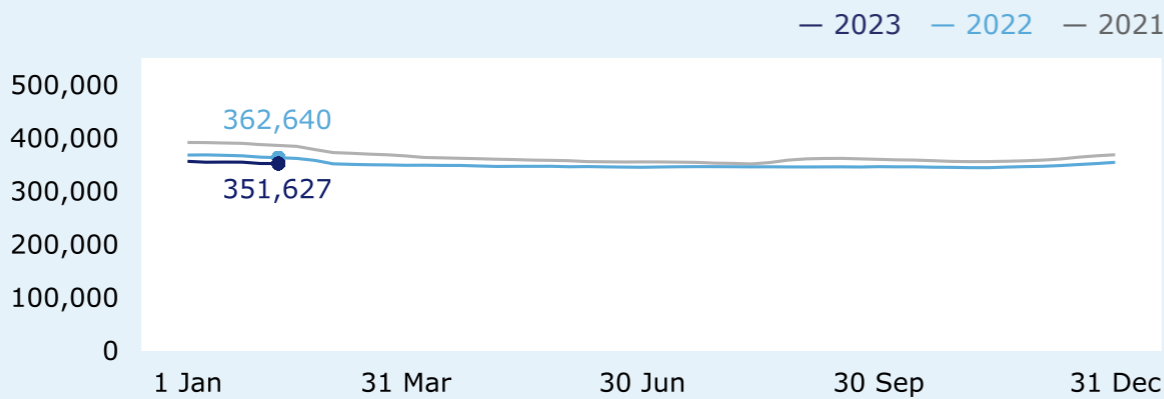
↓ **423** decrease

when comparing 10 February (5,577) with 3 February (6,000).

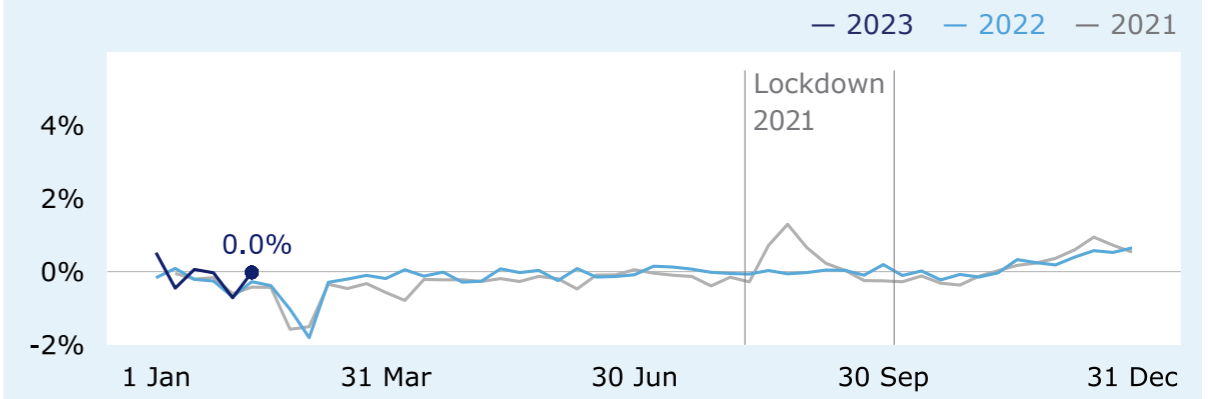
For the full set of data and supporting information please go to: www.msd.govt.nz/about-msd-and-our-work/publications-resources/statistics/weekly-reporting/

Main benefits

1 Main benefits – number of recipients

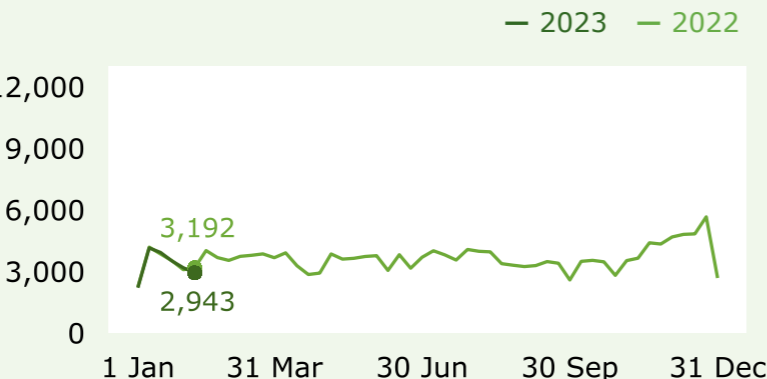


2 Main benefits – weekly percentage change

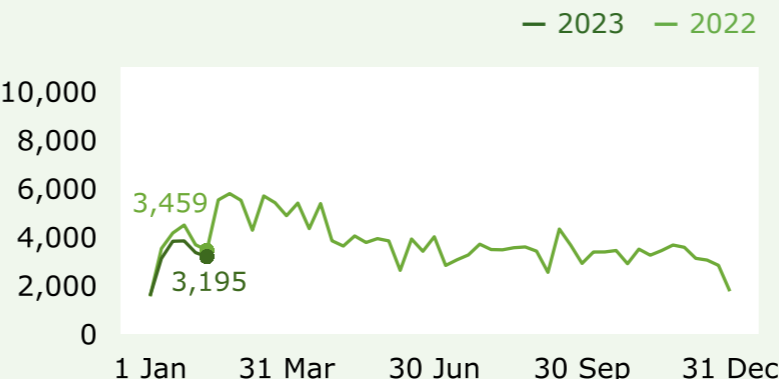


Grants and cancellations

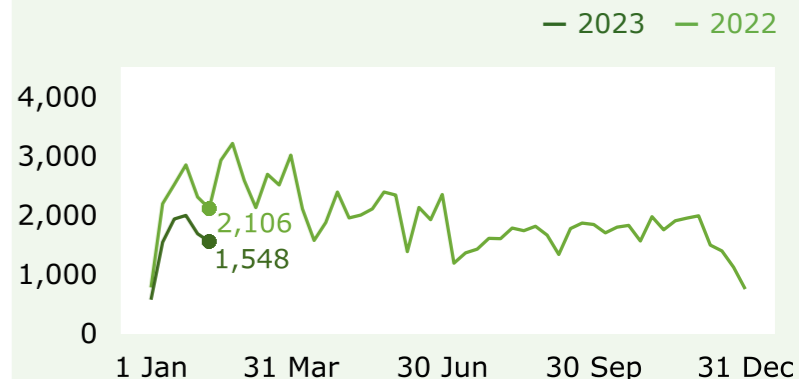
3 Main benefits – grants during each week



4 Main benefits – total cancels during each week



5 Main benefits – cancels into work during each week



Jobseeker Support

6 Jobseeker Support – Work Ready – number of recipients



7 Jobseeker Support – Health Condition or Disability – number of recipients



Hardship assistance

8 Food Special Needs Grants – grants during each week

