

Main benefits recipients (Graph 1)

↑ **1,374** increase

when comparing 9 December (347,793) with 2 December (346,419).

Main benefits cancels into work (Graph 5)

↓ **495** decrease

when comparing 9 December (1,488) with 2 December (1,983).

Jobseeker Support – Work Ready recipients (Graph 6)

↑ **72** increase

when comparing 9 December (95,706) with 2 December (95,634).

Jobseeker Support Student Hardship recipients

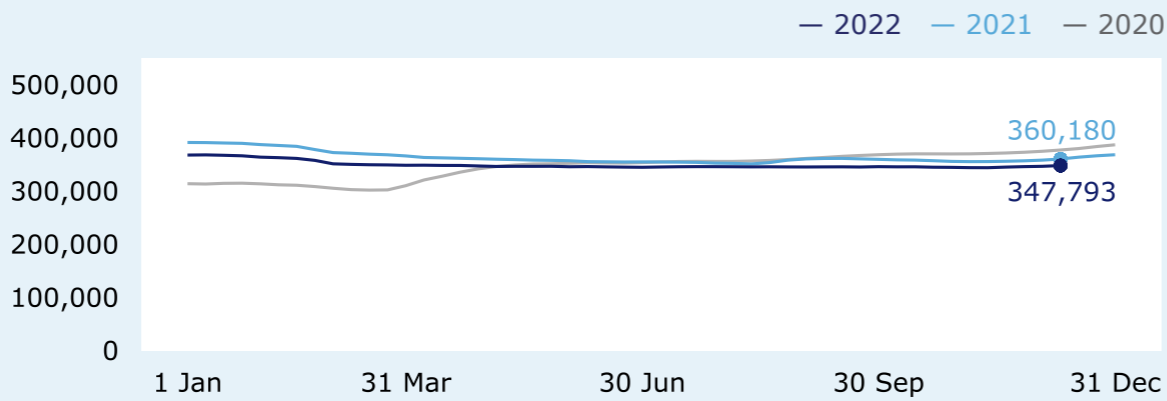
↑ **825** increase

when comparing 9 December (5,085) with 2 December (4,260).

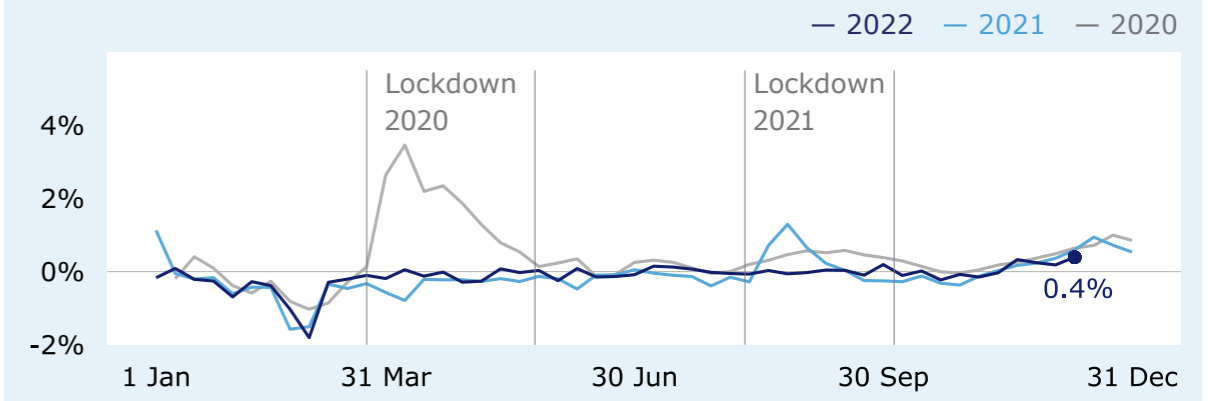
For the full set of data and supporting information please go to: www.msd.govt.nz/about-msd-and-our-work/publications-resources/statistics/weekly-reporting/

Main benefits

1 Main benefits – number of recipients

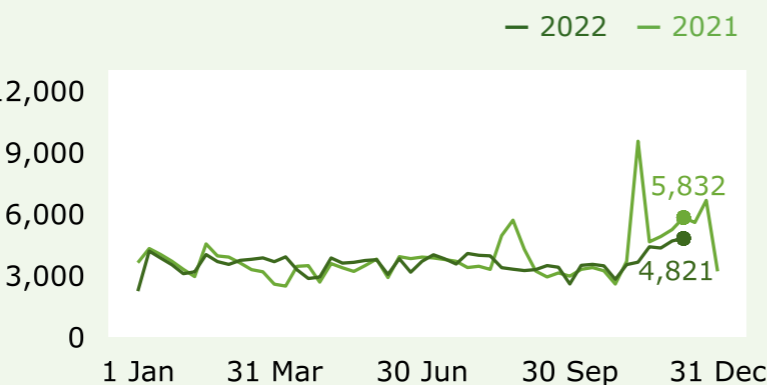


2 Main benefits – weekly percentage change

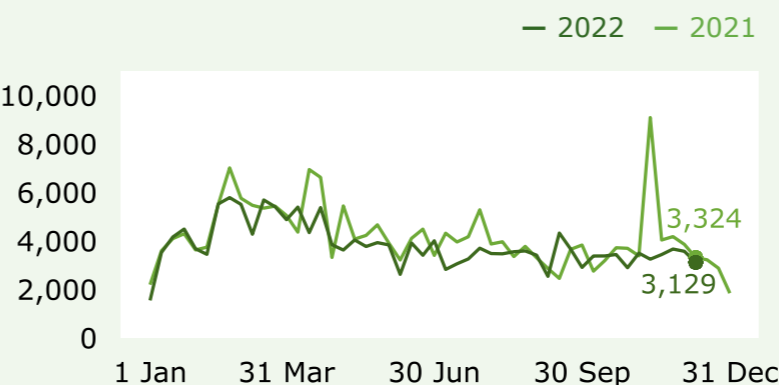


Grants and cancellations

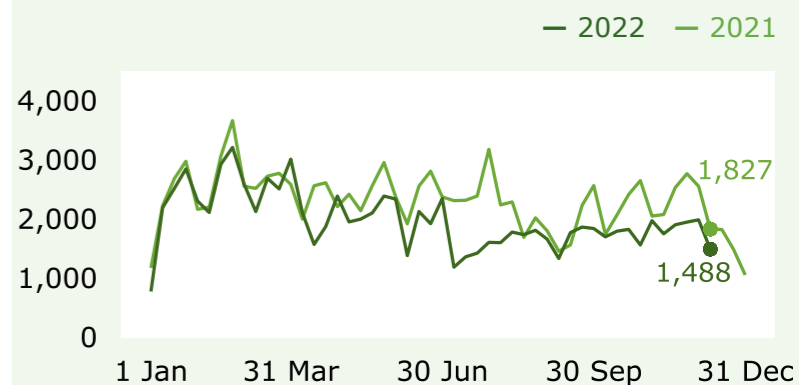
3 Main benefits – grants during each week



4 Main benefits – total cancels during each week

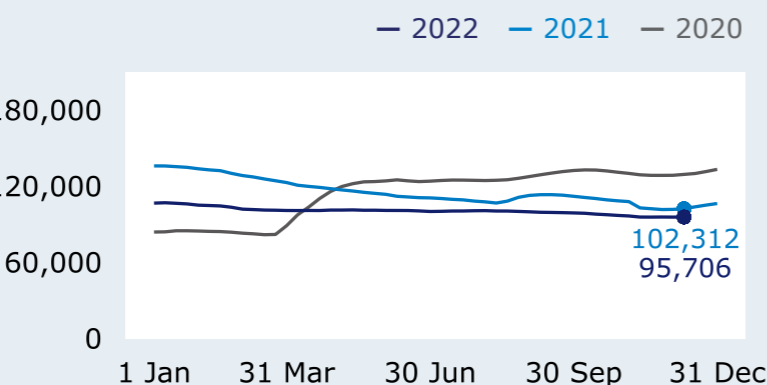


5 Main benefits – cancels into work during each week

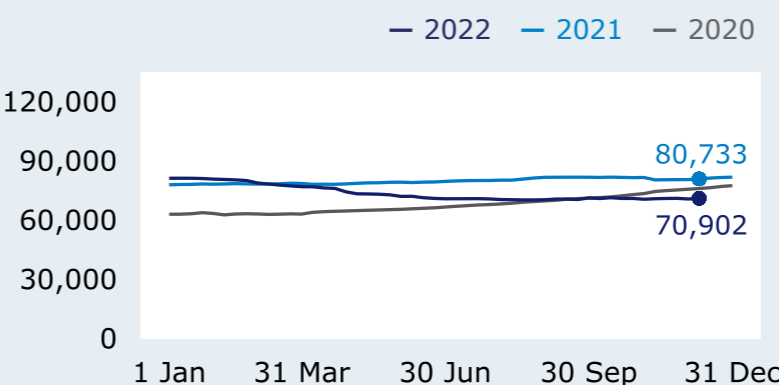


Jobseeker Support

6 Jobseeker Support – Work Ready – number of recipients



7 Jobseeker Support – Health Condition or Disability – number of recipients



Hardship assistance

8 Food Special Needs Grants – grants during each week

