

Calculation

1. A Unique job

A **Unique Job** is a unique employer and employee pair.

Some employees appear multiple times for different employers. For example, where a person has more than one part-time job.

2. Unique 2021 Wage Subsidy payment

1.16m unique jobs have been paid a Wage Subsidy August 2021 #1 up to 17 September 2021 (applications were open from 20 August until 2 September).

134k

Sole Traders are excluded from the following calculations as the total number of sole traders in New Zealand is unknown until the end of the tax year.

1.02m Unique employee Jobs

3. Proportion of Unique jobs supported

1.02m Unique employee jobs paid the Wage Subsidy August 2021 #1 were compared with the total number of jobs from Inland Revenue data paid during the month of June 2021 (the most recent available month), to calculate the proportion of unique jobs supported.

Proportion of unique jobs receiving support:

$$\frac{\text{Unique jobs paid a Wage Subsidy Aug 2021 \#1}}{\text{Unique jobs from Inland Revenue data}} = \frac{1.02M}{2.46M} \times 100\% = 41.6\%$$

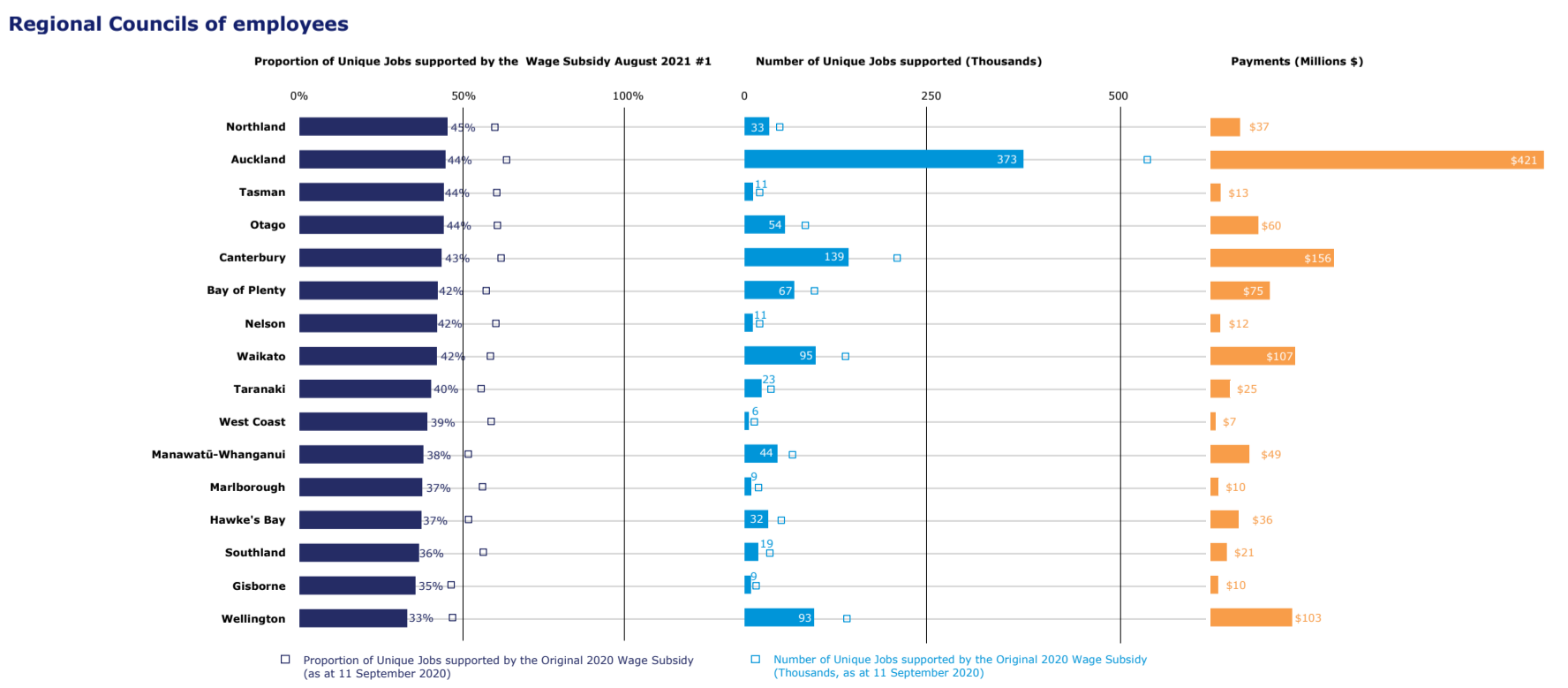
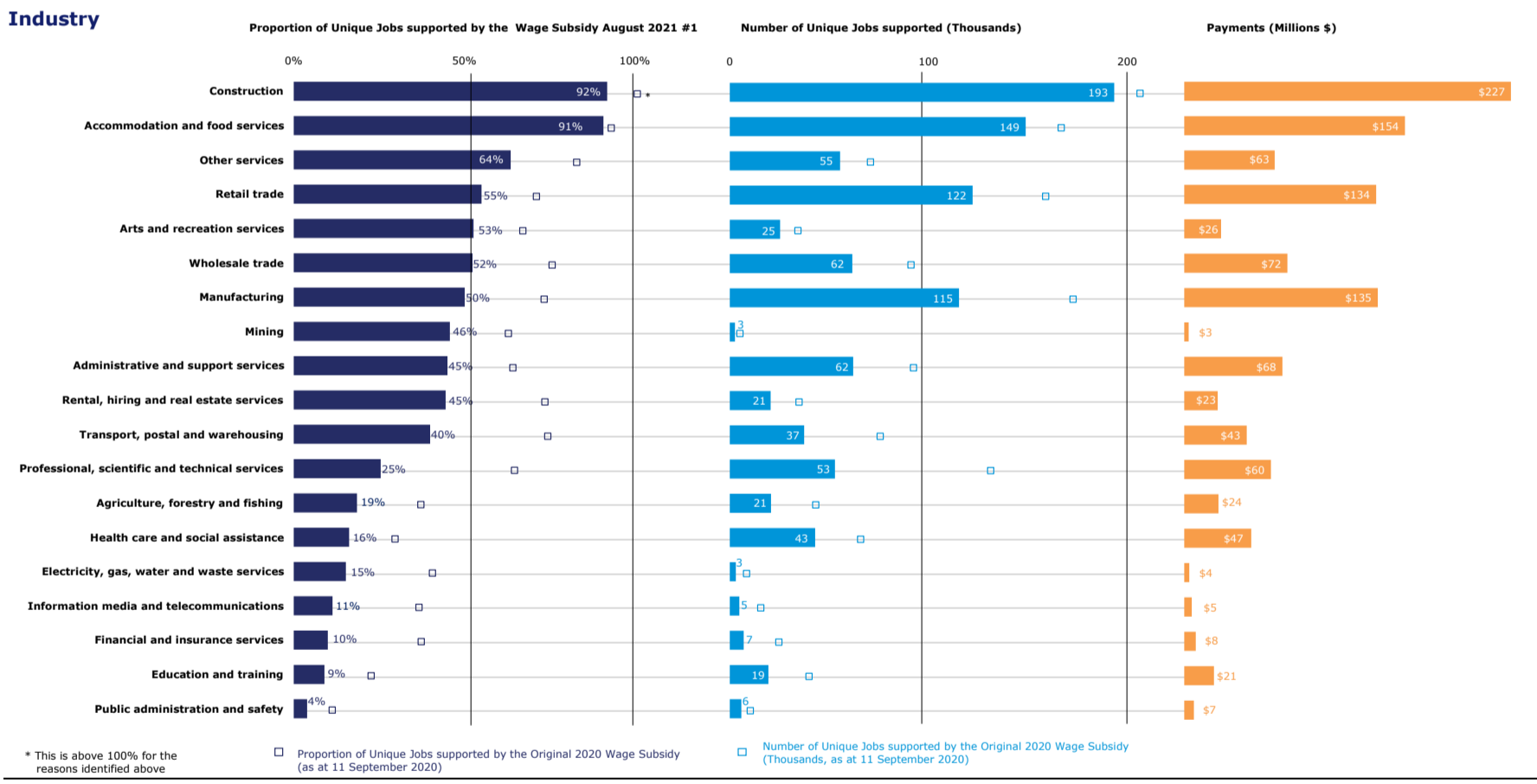
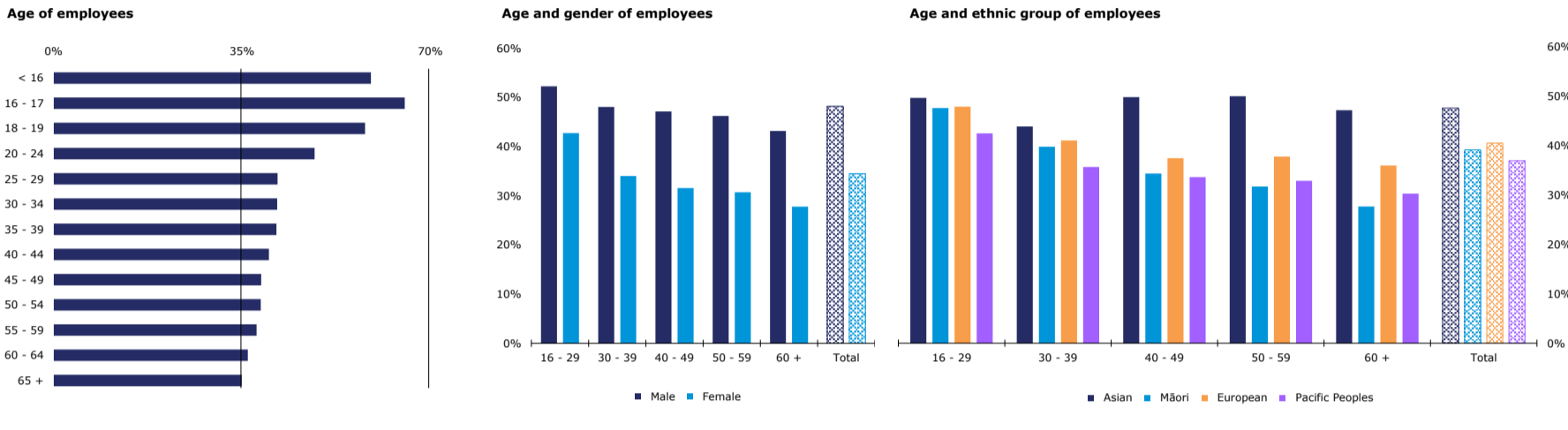
4. Data considerations

Multiple data sources have been combined to determine the variables below. Different approaches may lead to different results. For example, Stats NZ's Employment Indicator count of jobs is lower (resulting in a higher supported proportion of 45.6%).

Some employees paid a Wage Subsidy August 2021 are not included in Inland Revenue data. For example, some business owners could apply as employees. Excluding these would decrease the proportion supported to 36.7%. Refunds (past or future) have not been allowed for.

Notwithstanding these considerations, relativities between ages, ethnic groups, industries and regions are expected to be broadly similar.

Proportion of unique jobs supported by the Wage Subsidy August 2021 #1



Calculation

1. A Unique job

A **Unique Job** is a unique employer and employee pair.

Some employees appear multiple times for different employers. For example, where a person has more than one part-time job.

2. Unique 2021 Wage Subsidy payment

781k unique jobs have been paid a Wage Subsidy August 2021 #2 up to 17 September 2021 (applications opened 3 September and closed 16 September).

112k

Sole Traders are excluded from the following calculations as the total number of sole traders in New Zealand is unknown until the end of the tax year.

669k

Unique employee Jobs

3. Proportion of Unique jobs supported

669k Unique employee jobs paid the Wage Subsidy August 2021 #2 were compared with the total number of jobs from Inland Revenue data paid during the month of June 2021 (the most recent available month), to calculate the proportion of unique jobs supported.

Proportion of unique jobs receiving support:

$$\frac{\text{Unique jobs paid a Wage Subsidy Aug 2021 \#2}}{\text{Unique jobs from Inland Revenue data}} = \frac{669k}{2.46M} \times 100\% = 27.2\%$$

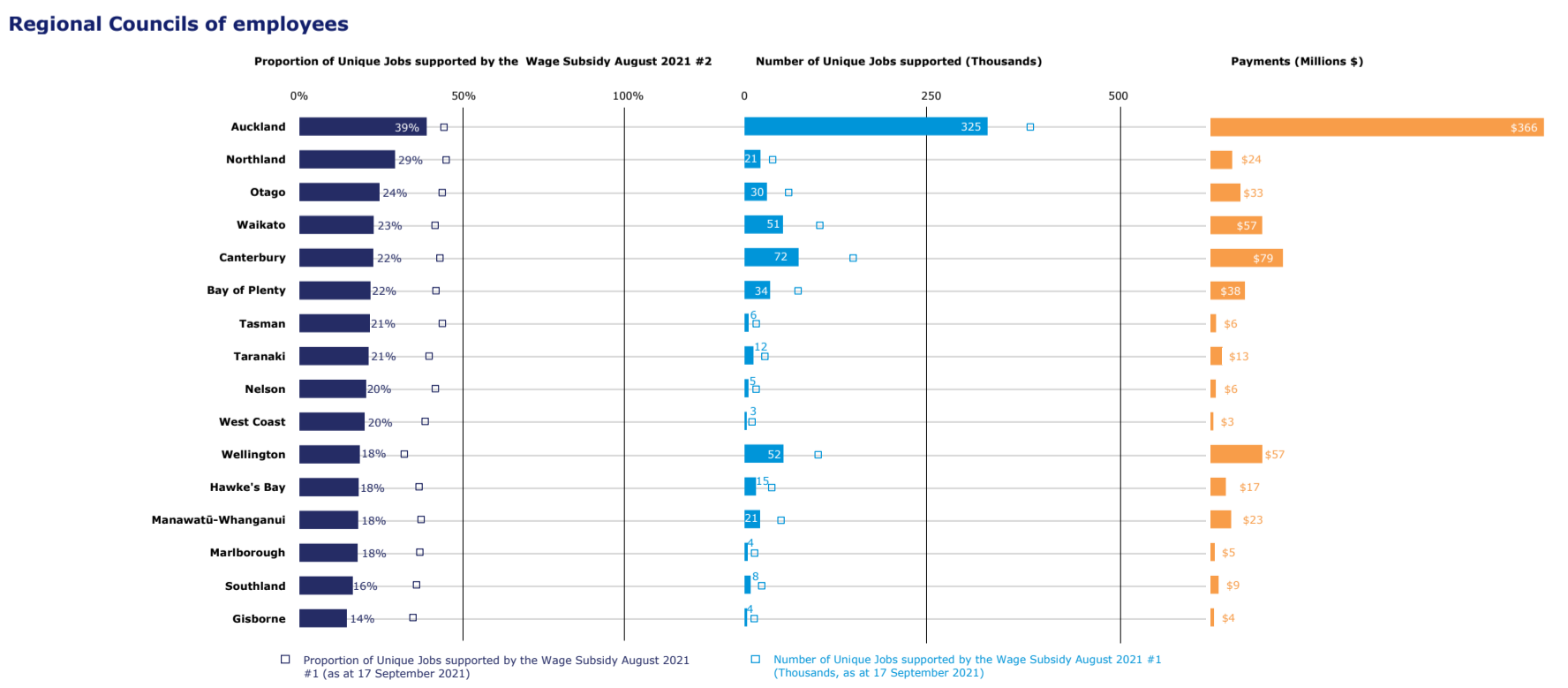
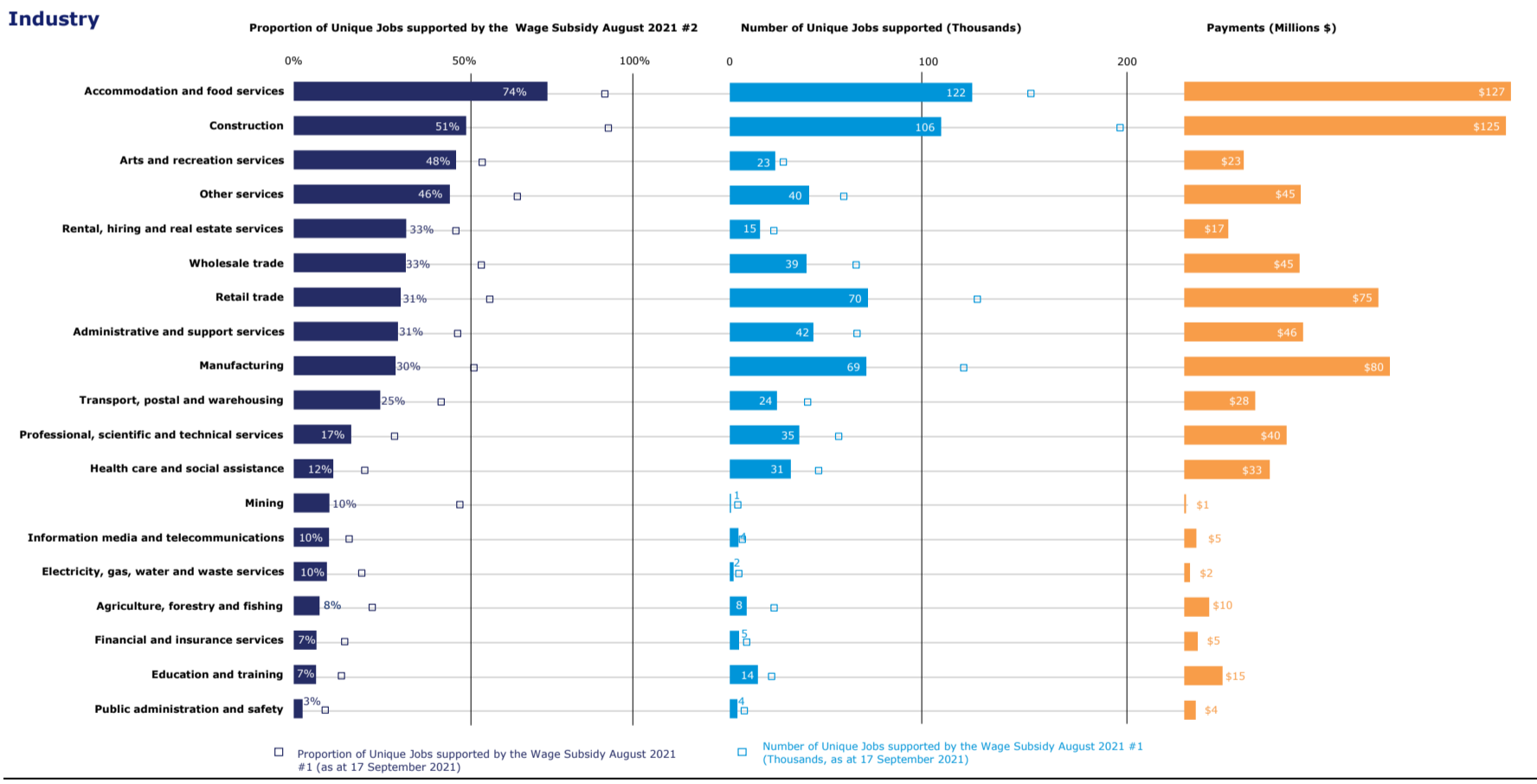
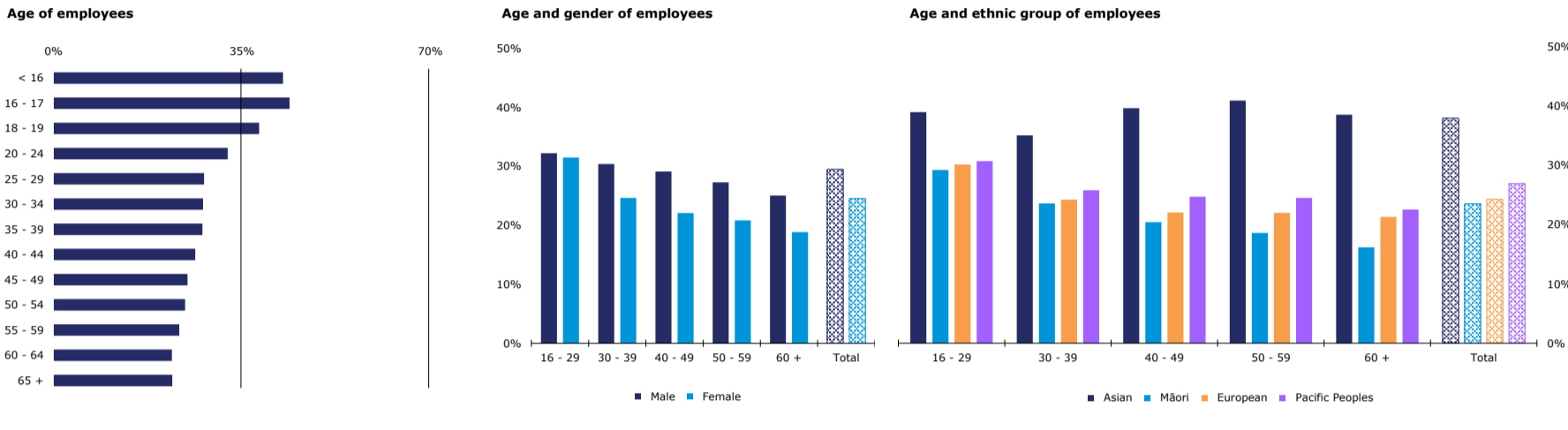
4. Data considerations

Multiple data sources have been combined to determine the variables below. Different approaches may lead to different results. For example, Stats NZ's Employment Indicator count of jobs is lower (resulting in a higher supported proportion of 29.8%).

Some employees paid a Wage Subsidy August 2021 are not included in Inland Revenue data. For example, some business owners could apply as employees. Excluding these would decrease the proportion supported to 23.6%. Refunds (past or future) have not been allowed for.

Notwithstanding these considerations, relativities between ages, ethnic groups, industries and regions are expected to be broadly similar.

Proportion of unique jobs supported by the Wage Subsidy August 2021 #2



Calculation

1. A Unique job

A **Unique Job** is a unique employer and employee pair.

Some employees appear multiple times for different employers. For example, where a person has more than one part-time job.

2. Unique 2021 Wage Subsidy payment

96k unique jobs have been paid a Wage Subsidy August 2021 #3 up to 17 September 2021 (applications opened 17 September and will close 30 September).

18k Sole Traders are excluded from the following calculations as the total number of sole traders in New Zealand is unknown until the end of the tax year.

78k Unique employee Jobs

3. Proportion of Unique jobs supported

78k Unique employee jobs paid the Wage Subsidy August 2021 #3 were compared with the total number of jobs from Inland Revenue data paid during the month of June 2021 (the most recent available month), to calculate the proportion of unique jobs supported.

Proportion of unique jobs receiving support:

$$\frac{\text{Unique jobs paid a Wage Subsidy Aug 2021 \#3}}{\text{Unique jobs from Inland Revenue data}} = \frac{78k}{2.46M} \times 100\% = 3.2\%$$

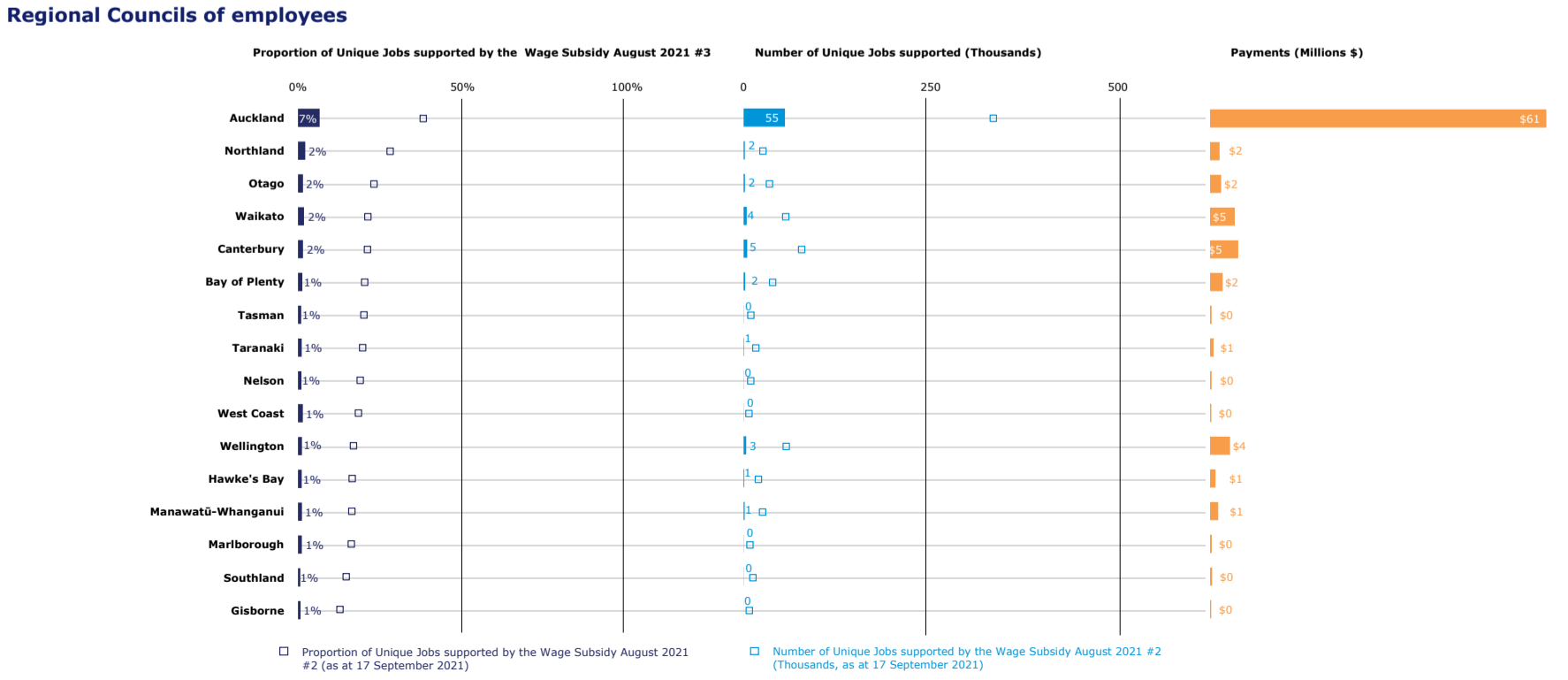
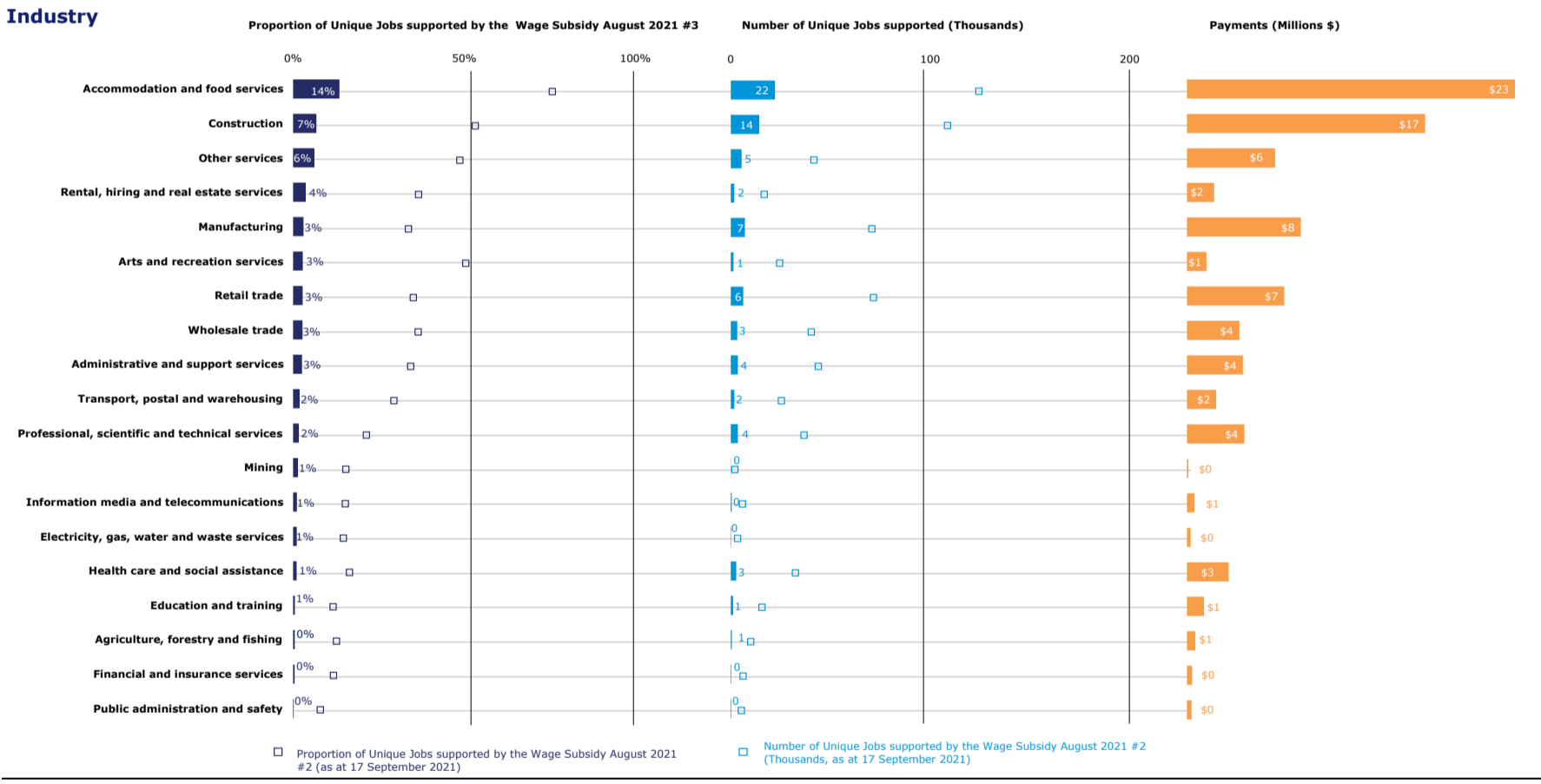
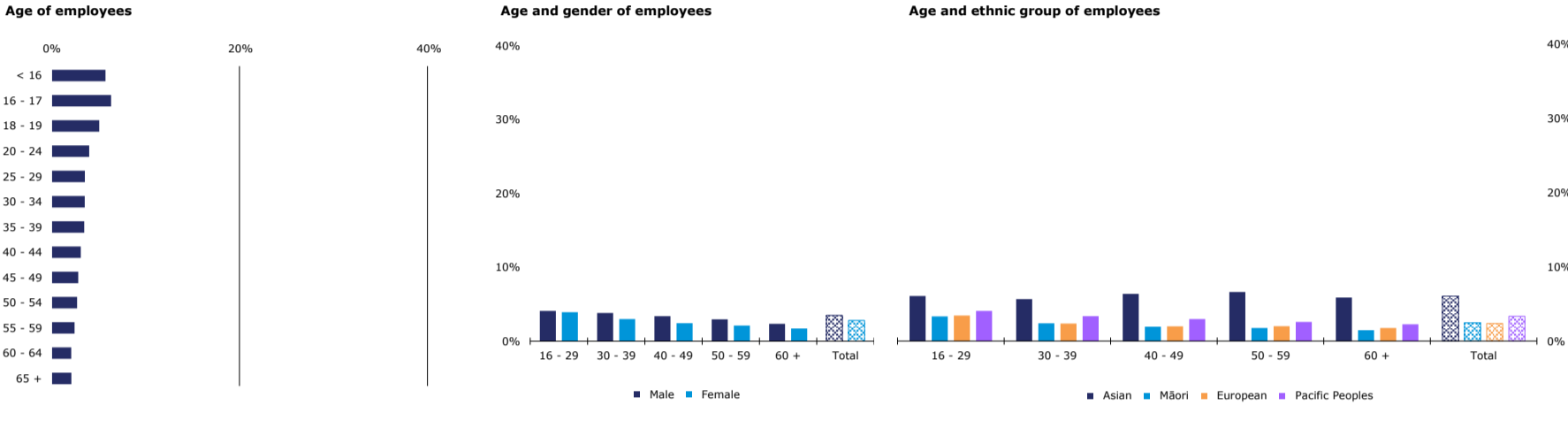
4. Data considerations

Multiple data sources have been combined to determine the variables below. Different approaches may lead to different results. For example, Stats NZ's Employment Indicator count of jobs is lower (resulting in a higher supported proportion of 3.5%).

Some employees paid a Wage Subsidy August 2021 are not included in Inland Revenue data. For example, some business owners could apply as employees. Excluding these would decrease the proportion supported to 2.7%. Refunds (past or future) have not been allowed for.

Notwithstanding these considerations, relativities between ages, ethnic groups, industries and regions are expected to be broadly similar.

Proportion of unique jobs supported by the Wage Subsidy August 2021 #3





Proportion of unique jobs supported by the Wage Subsidy August 2021 - A3 explainer

The attached analysis provides information on which employee jobs have been supported by the Wage Subsidy August 2021 for applications approved up to 17 September 2021. Applications for Wage Subsidy August 2021 #1 opened 20 August and closed 2 September. Applications for Wage Subsidy August 2021 #2 opened 3 September and closes on 16 September. Applications for Wage Subsidy August 2021 #3 opened 17 September and will close on 30 September.

The analysis focusses on employees and their jobs. We exclude sole traders when calculating proportions, as we do not yet know the total number of sole traders (there is a lag before they submit tax returns). Unique jobs are defined as unique combinations of an employer and an employee. Employees can work for more than one employer. For example, a person with two part-time jobs both supported by the Wage Subsidy August 2021 #1 has both these jobs counted in the total count. This means that we expect fewer people to be supported in total, than the job count.

The first A3 above shows unique jobs supported by Wage Subsidy August 2021 #1, the second A3 shows unique jobs supported by Wage Subsidy August 2021 #2, and the third A3 shows unique jobs supported by Wage Subsidy August 2021 #3. Note that, for example, unique jobs supported by Wage Subsidy August 2021 #1 and #3 will be included in each of the A3s for #1 and #3.

Further detail on how this analysis was undertaken can be found in the report published by MSD on who was supported by the Wage Subsidy, Wage Subsidy Extension and Resurgence Wage Subsidy (www.msd.govt.nz/about-msd-and-our-work/publications-resources/statistics/covid-19/who-received-the-covid-19-wage-subsidies-september-2020.html). This report used data up to 11 September 2020.

For Wage Subsidy August 2021 #1 we have included a comparison against the 2020 Original Wage Subsidy (WS). For Wage Subsidy August 2021 #2 we have included a comparison against Wage Subsidy August 2021 #1. For Wage Subsidy August 2021 #3 we have included a comparison against Wage Subsidy August 2021 #2.

Applications for Wage Subsidy August 2021 #3 are currently open, so the number of people supported will increase. Even allowing for this, the results will differ from the Original Wage Subsidy for a number of reasons, including:

- The Original Wage Subsidy was open to applications for 12 weeks. The first part of the latest Wage Subsidy was open for applications for 2 weeks. The second part is open for another two weeks.
- The Original Wage Subsidy was available for businesses that had experienced a 30% decline in revenue over a month, compared to the same month last year. The latest Wage Subsidy



is available for those who had experienced a 40% decline in revenue over a two-week period, compared to a similar period 6 weeks prior.

- Businesses may have adjusted their business models to be more resilient to potential lockdowns.

Key insights on the Wage Subsidy August 2021 as at 17 September 2021:

- \$2.3b has been paid in support across the three August Wage Subsidies, up to 17 September 2021. \$1.3b for Wage Subsidy August 2021 #1, \$0.9b for #2 and \$0.1b for #3
- The following numbers of sole traders have received payments to date from Wage Subsidy August 2021:
 - 134k sole traders supported by \$152m in payments from #1
 - 112k sole traders supported by \$127m in payments from #2
 - 18k sole traders supported by \$21m in payments from #3This compares to 230k sole traders supported by the WS (as at 11 September 2020).
- The following numbers of unique employee jobs have been supported to date from Wage Subsidy August 2021:
 - 1.02m unique employee jobs supported by \$1.15b in payments from #1
 - 669k unique employee jobs supported by \$742m in payments from #2
 - 78k unique employee jobs supported by \$86m in payments from #3This compares to 1.43m unique jobs for the WS.
- 41.6% of all employee jobs have been supported to date by the Wage Subsidy August 2021 #1, 27.2% by #2 and 3.2% by #3. This compares to 58% for the WS.
- As with the WS, some cohorts have a higher proportion of unique jobs supported by the Wage Subsidy August 2021 #1 (#2, #3):
 - Northland at 45% (29%, 2%) and Auckland at 44% (39%, 7%). This is expected given the current COVID-19 outbreak is centred in Auckland. Unique jobs in Auckland have received 37% (49%, 71%) of all payments to employee jobs from the Wage Subsidy August 2021 #1 (#2, #3)
 - Construction at 92% (51%, 7%). Construction jobs have been paid 20% (17%, 19%) of all payments to employee jobs from the Wage Subsidy August 2021 #1 (#2, #3)
 - Accommodation and food services at 91% (74%, 14%). Accommodation and food services jobs have been paid 13% (17%, 27%) of all payments to employee jobs from the Wage Subsidy August 2021 #1 (#2, #3)
 - Asian people at 48% (38%, 6%). We have observed that Asian people are more likely to be employed in the accommodation and food services industry than any other ethnic group. Māori, Pacific Peoples and European have, to date, had lower rates. This may be driven by differences in regional and industry makeup
 - Younger people such as 16 to 17 year olds at 65% (44%, 6%). Younger people may be more likely to work in the accommodation and food services industry.



Considerations

Data collected by MSD to administer the Wage Subsidy has been supplemented with anonymised information from the Statistics New Zealand Integrated Data Infrastructure (IDI) to create a more complete understanding of who received support by age, sex, ethnic group, industry and location. To ensure confidentiality, values below 6 have been suppressed and the output has been randomly rounded up or down by 3. There are also a small number of employees that cannot be matched - for example, we cannot match the location of around 1% of the employees. This means that the exact numbers will differ slightly.

IDI disclaimer

These results are not official statistics. They have been created for research purposes from the Integrated Data Infrastructure (IDI) which is carefully managed by Stats NZ. For more information about the IDI please visit www.stats.govt.nz/integrated-data/. The results are based in part on tax data supplied by Inland Revenue to Stats NZ under the Tax Administration Act 1994 for statistical purposes. Any discussion of data limitations or weaknesses is in the context of using the IDI for statistical purposes, and is not related to the data's ability to support Inland Revenue's core operational requirements.