

Emergency Housing SNGs | May 2023

Emergency housing is short-term accommodation (usually in motels) for individuals who have an urgent need because they are unable to remain in their usual place of residence. It is funded through Special Needs Grants that clients apply for when they cannot access accommodation and we have explored all the other options available to them. Grants can cover between one and 21 nights of accommodation at a time.



Amount granted
May 2023

\$31.7M

\$6M more than last month

Monthly Emergency Housing Special Needs Grants

9,777

2,025 more than last month

Households in emergency housing as at 31 May

3,549

150 more than last month

Adults in emergency housing as at 31 May

3,927

150 more than last month

Children in emergency housing as at 31 May

3,528

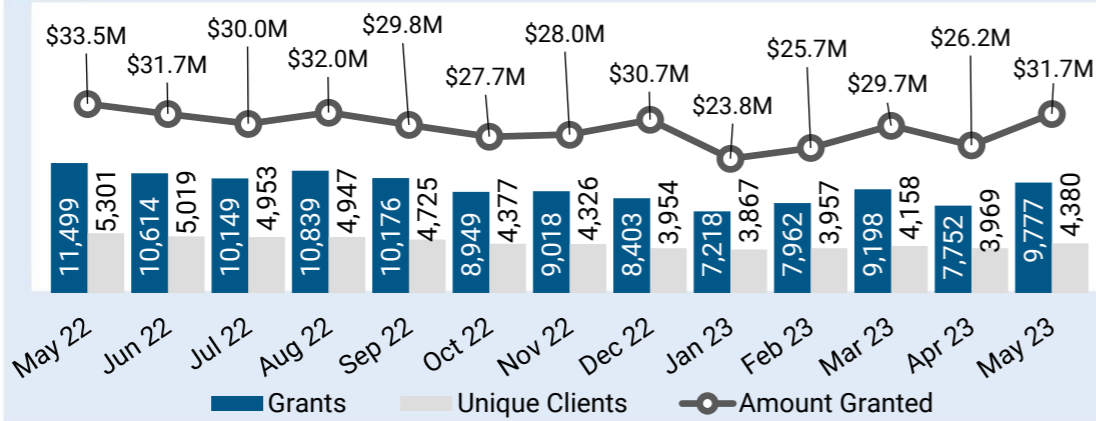
138 more than last month

Note: Households living in Contracted Emergency Housing (CEH) in Rotorua are not included in this reporting. The new model is being piloted in Rotorua. Reporting of the number of households in CEH is currently unavailable.

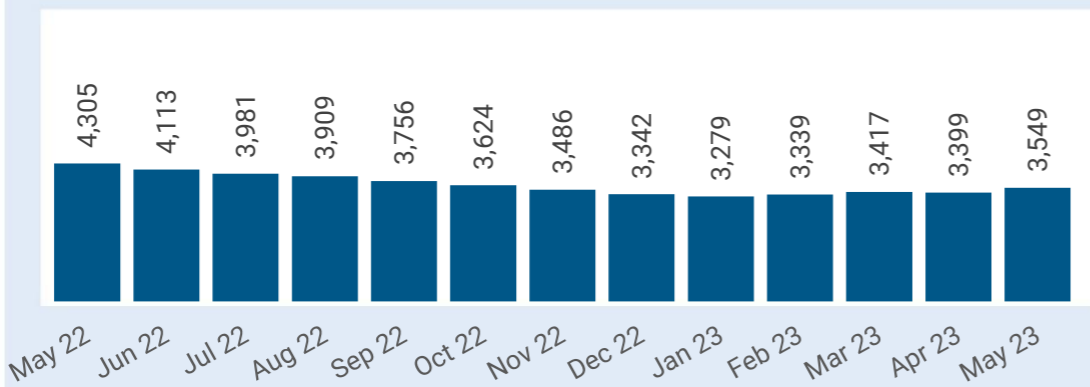
Random rounding has been applied to these figures. Figures in tables may not add up to the total due to random rounding.

Emergency housing – over the month and historic numbers

1 Grants/clients/amount granted over each month



2 Number of households in emergency housing – as at the end of each month



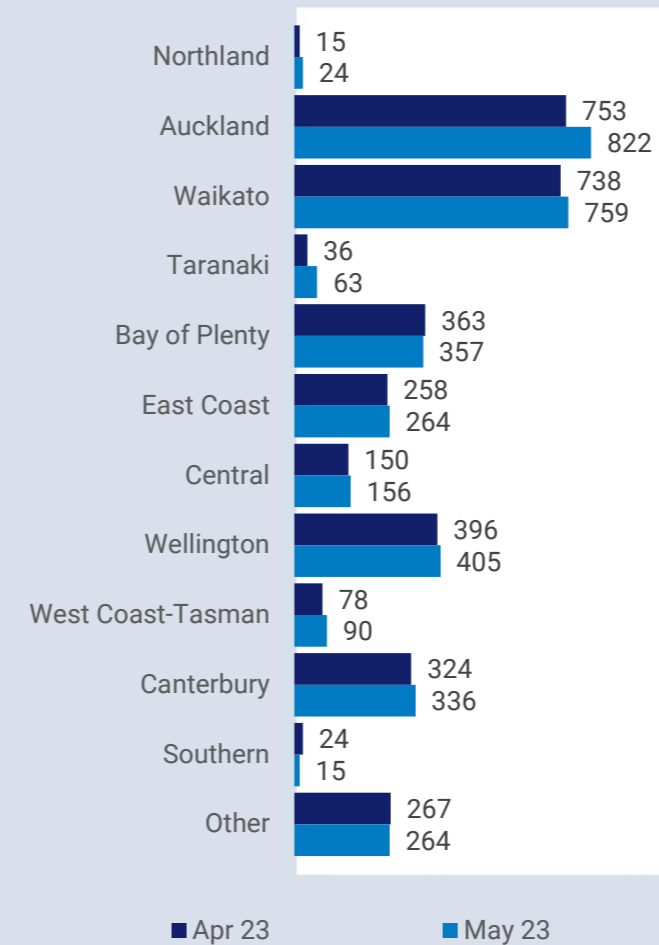
Commentary

The number of Emergency Housing Special Needs Grants (EH-SNGs) has increased by more than 2,000 since last month. There was \$6 million more granted during May than for April.

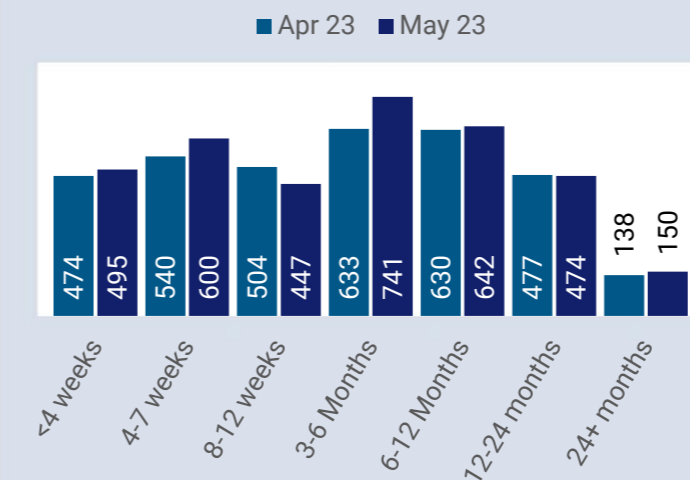
This increase is partly due to boarding house closures in Auckland and in Taranaki (where the number of households in emergency housing increased from 36 to 63). Part of the increase can also be attributed to more working (and therefore processing) days being available in May compared to April.

Emergency housing – at the end of the month

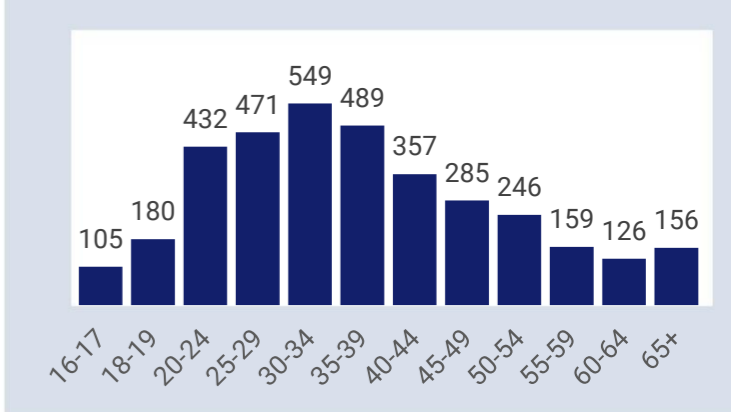
3 Households in emergency housing by MSD region – as at end of the month



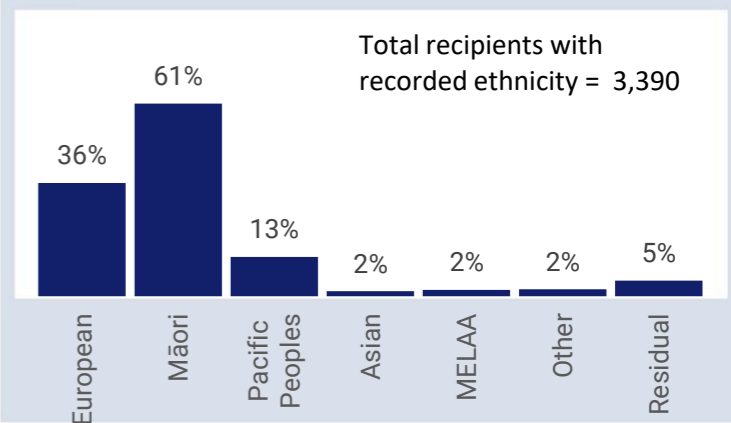
4 Households by duration in emergency housing – as at end of the month



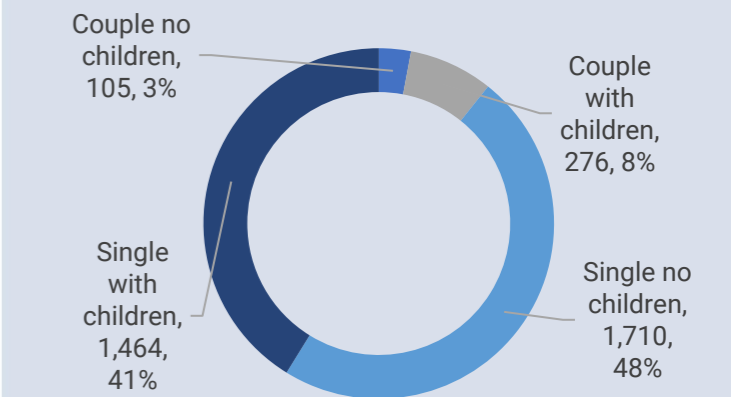
5 Age distribution of primary applicants in emergency housing – as at end of the month



6 Ethnicity* of primary applicant in emergency housing – as at end of the month



7 Household composition – as at end of the month



Public Housing Register | 31 May 2023

The Public Housing Register is a non-time bound list of all applicants eligible to be placed in public housing. Applicants complete a public housing assessment which determines eligibility and priority for public housing against an agreed set of criteria, which is then used to assist the public housing provider in matching to the most appropriate property.

As at 31 May 2023

Housing Register

24,837

402 more than last month

Transfer Register*

5,115

15 more than last month

Public Housing Register

29,952

417 more than last month

New applications that entered the Public Housing Register

2,220

699 more than last month

Housed in public housing

612

108 more than last month

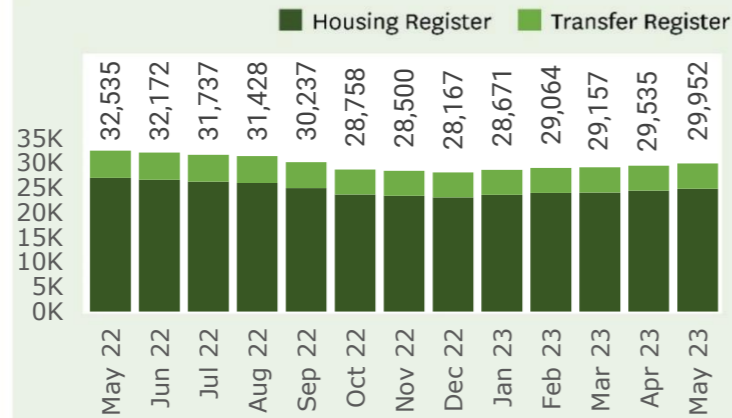
*People who already live in public housing, but have applied and are eligible to transfer to another property are placed on the Transfer Register.

**Graph 9 - Info on the SAS criteria used to determine eligibility and priority can be found here: www.workandincome.govt.nz/map/social-housing/assessment-of-eligibility/index.html

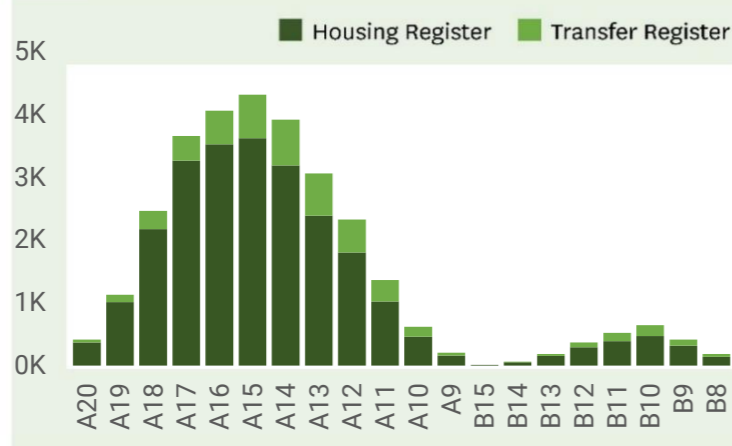
Random Rounding has been applied to these figures. Figures in tables may not add up to the total due to random rounding.

Public Housing Register numbers

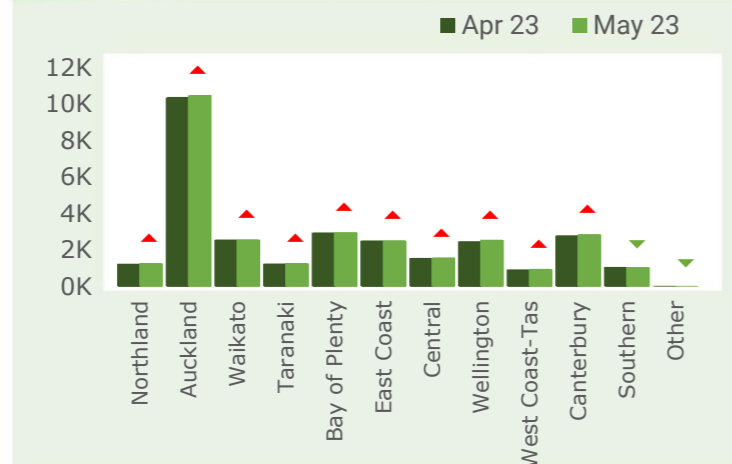
8 Applications live on the Public Housing Register - as at end of the month



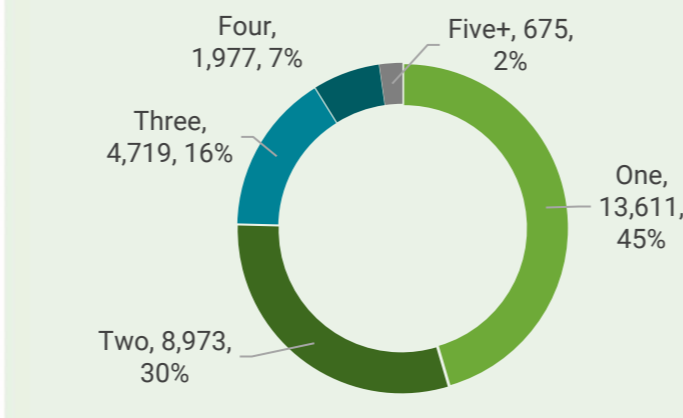
9 Applications by priority** - as at end of the month



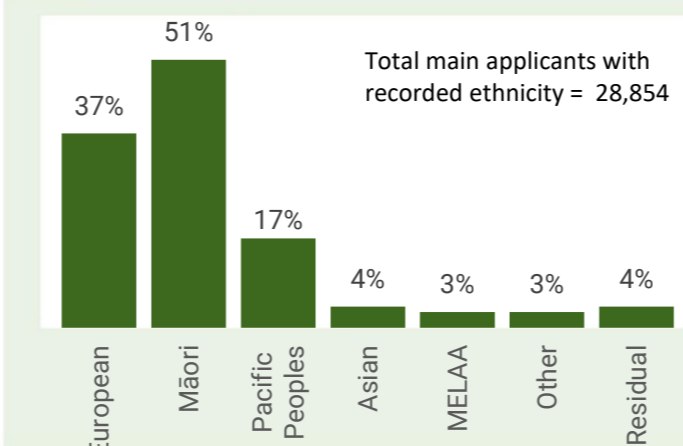
10 Register applications by MSD region - as at end of the month



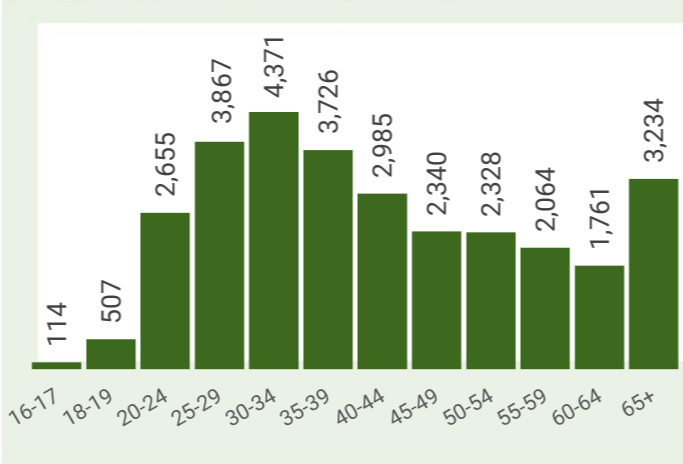
11 Percentage of applications by bedrooms required - as at end of the month



12 Percentage of main applicants, by ethnicity - as at end of the month

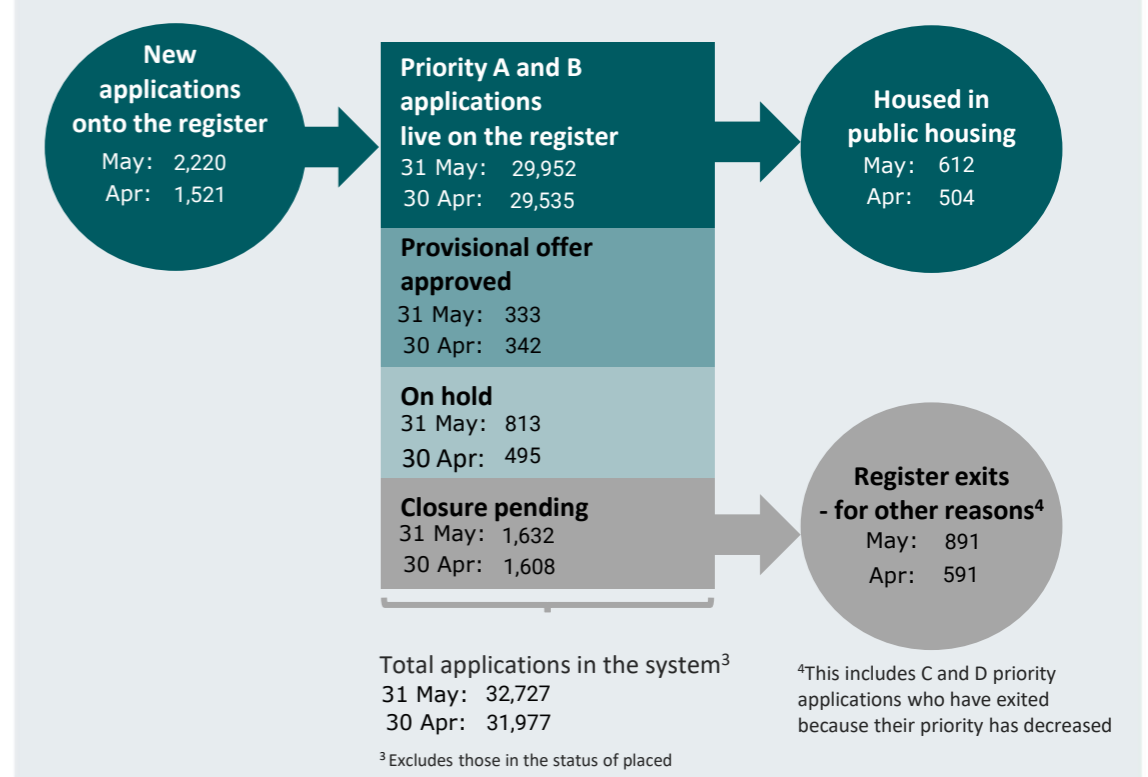


13 Age of main applicant - as at end of the month



Public Housing Register flow

14 Register flow data - as at end of the month



Commentary

The number of Public Housing Register applications continues to increase, up by 417 (1.4 percent) to 29,952 at the end of May 2023. All regions except Southern and Other had an increase in applications.

There were 699 more new applications in May 2023 than in April 2023 (up by 46 percent) and 108 more applications housed (up 22 percent). The increase in flow in May is partly due to more business days (and therefore processing days) compared to April.

³MSD reports total response ethnicity. This means if a person identifies with more than one ethnic group, they are counted in each applicable group and the sum of responses for all ethnic groups may exceed 100%. For more information www.msd.govt.nz/about-msd-and-our-work/tools/how-we-report-ethnicity.html. Note, MELAA refers to Middle Eastern, Latin American, and African.