

Emergency Housing SNGs | Jul 2023 |

Emergency housing is short-term accommodation (usually in motels) for individuals who have an urgent need because they are unable to remain in their usual place of residence. It is funded through Special Needs Grants that clients apply for when they cannot access accommodation and we have explored all the other options available to them. Grants can cover between one and 21 nights of accommodation at a time.

Amount granted
Jul 2023

\$29.1M

\$0.6M less than last month

Monthly Emergency Housing Special Needs Grants

8,523

348 less than last month

Households in emergency housing as at 31 July

3,552

39 more than last month

Adults in emergency housing as at 31 Jul

3,978

75 more than last month

Children in emergency housing as at 31 Jul

3,576

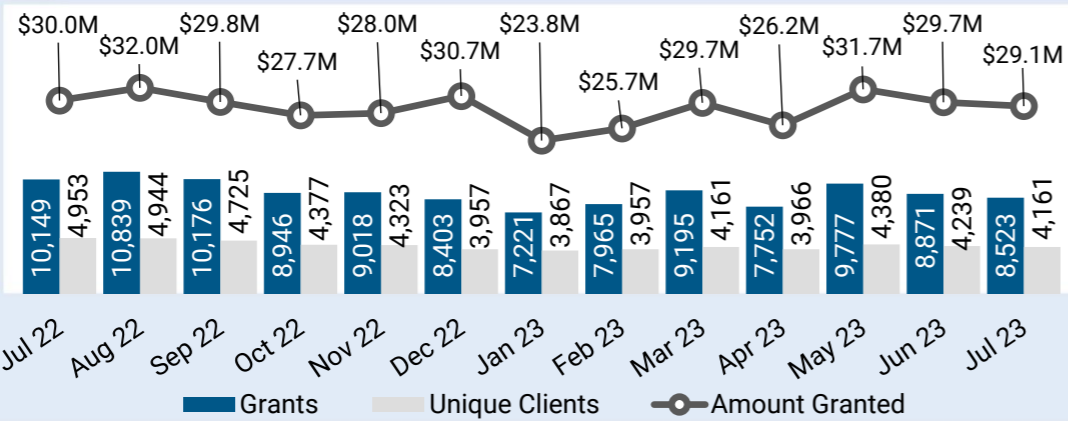
78 more than last month

Note: Households living in Contracted Emergency Housing (CEH) in Rotorua are not included in this reporting. The new model is being piloted in Rotorua. Reporting of the number of households in CEH is currently unavailable.

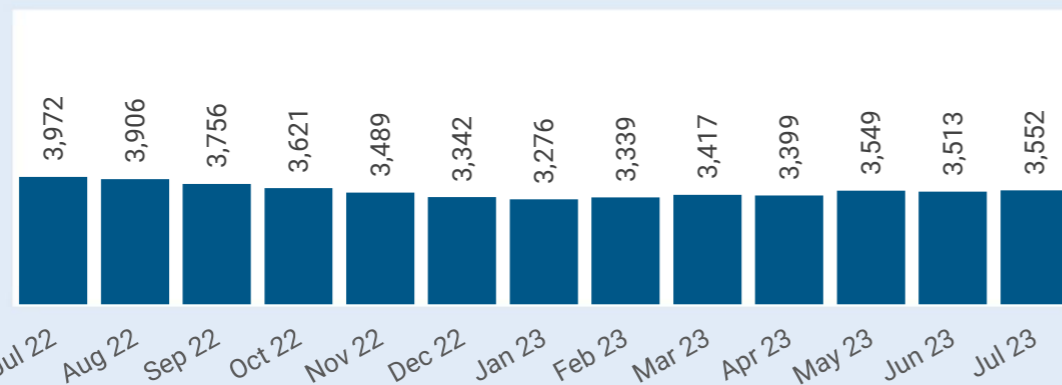
Random rounding has been applied to these figures. Figures in tables may not add up to the total due to random rounding.

Emergency housing – over the month and historic numbers

1 Grants/clients/amount granted over each month



2 Number of households in emergency housing – as at the end of each month



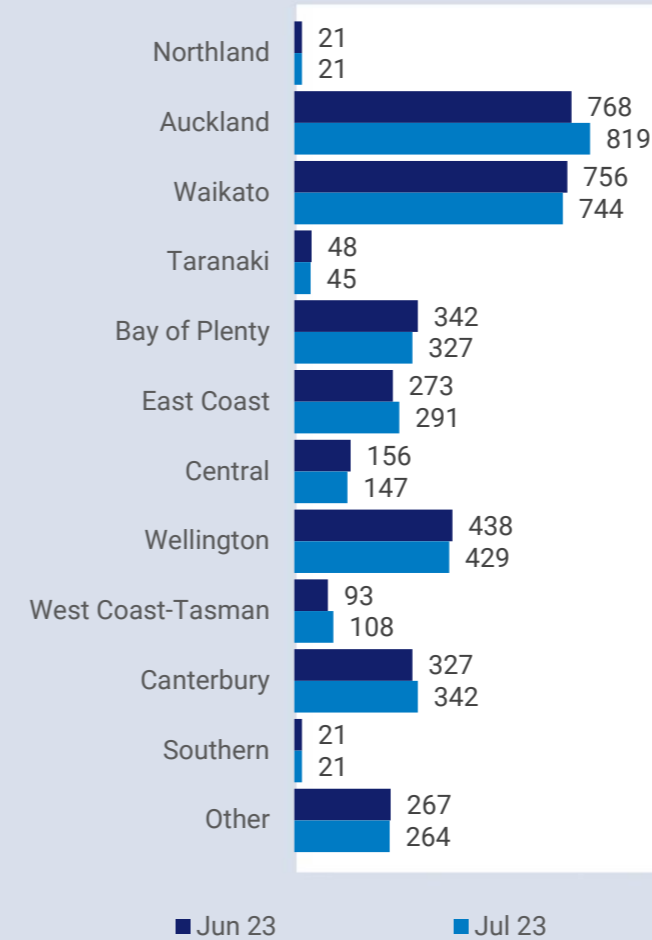
Commentary

The number of Emergency Housing Special Needs Grants (EH-SNGs) decreased by 348 from last month (a 3.9 percent decrease). There was \$0.6 million less granted during July 2023 than for June 2023 (a 2.0 percent decrease).

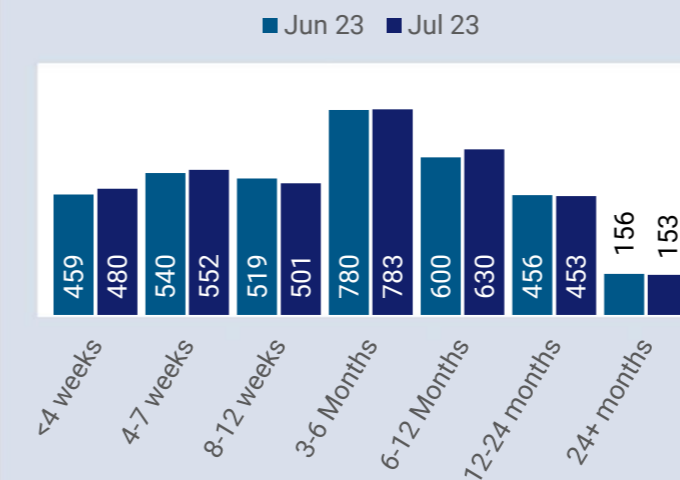
The number of households in emergency housing at the end of July increased from June by 39 households (1.1 percent). The Auckland region was the primary driver of this increase (an increase of 51 households in Auckland alone). This may be due to increasing rental costs across the Auckland region.

Emergency housing – at the end of the month

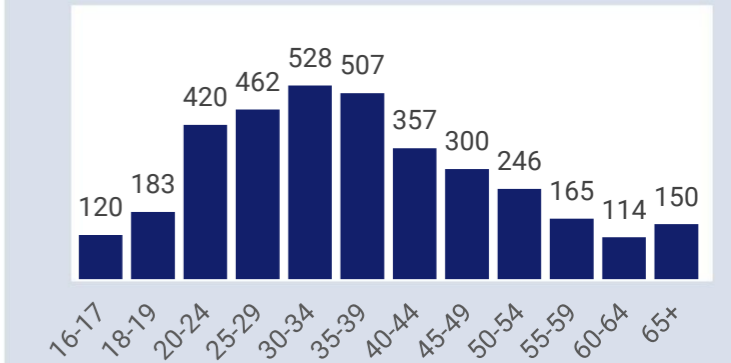
3 Households in emergency housing by MSD region – as at end of the month



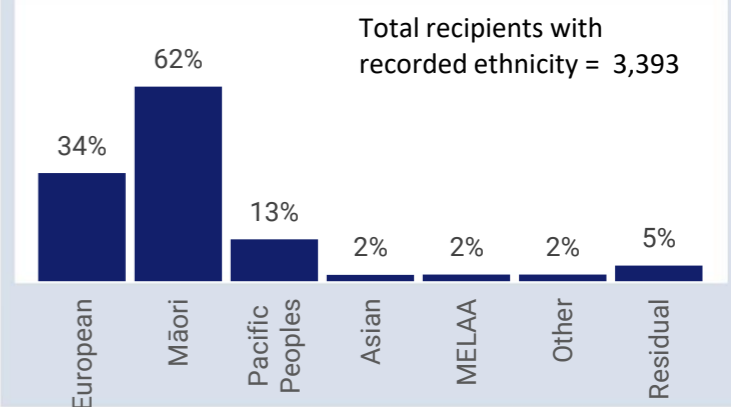
4 Households by duration in emergency housing – as at end of the month



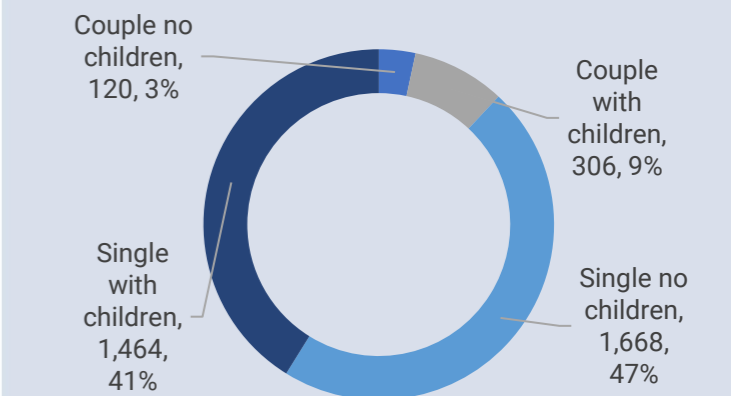
5 Age distribution of primary applicants in emergency housing – as at end of the month



6 Ethnicity* of primary applicant in emergency housing – as at end of the month



7 Household composition – as at end of the month



Public Housing Register | 31 Jul 2023

The Public Housing Register is a non-time bound list of all applicants eligible to be placed in public housing. Applicants complete a public housing assessment which determines eligibility and priority for public housing against an agreed set of criteria, which is then used to assist the public housing provider in matching to the most appropriate property.



As at 31 Jul 2023

Housing Register

24,642

75 fewer than last month

Transfer Register*

4,977

51 fewer than last month

Public Housing Register

29,619

126 fewer than last month

New applications that entered the Public Housing Register

1,755

231 fewer than last month

Housed in public housing

633

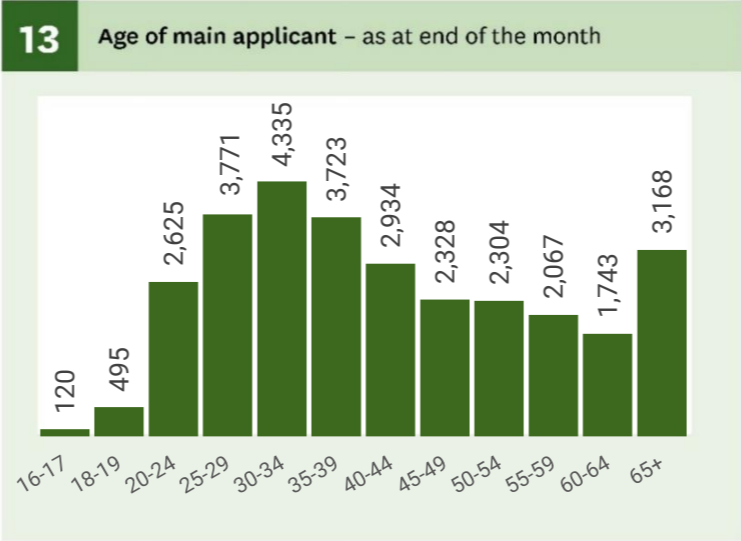
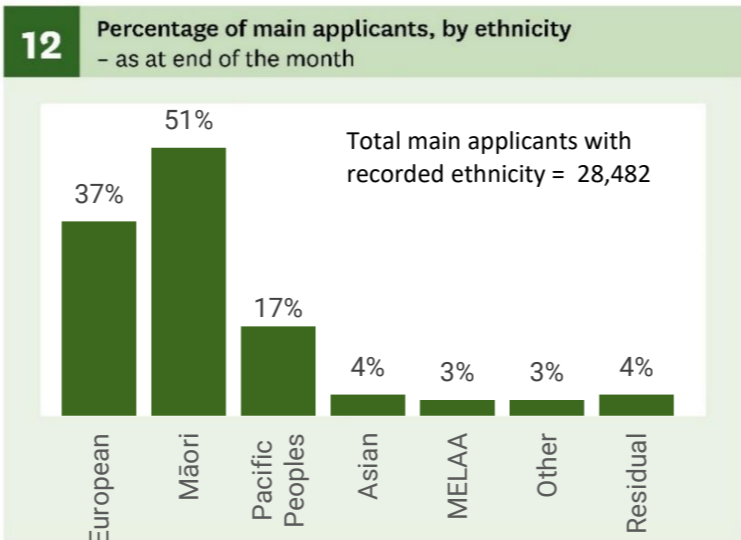
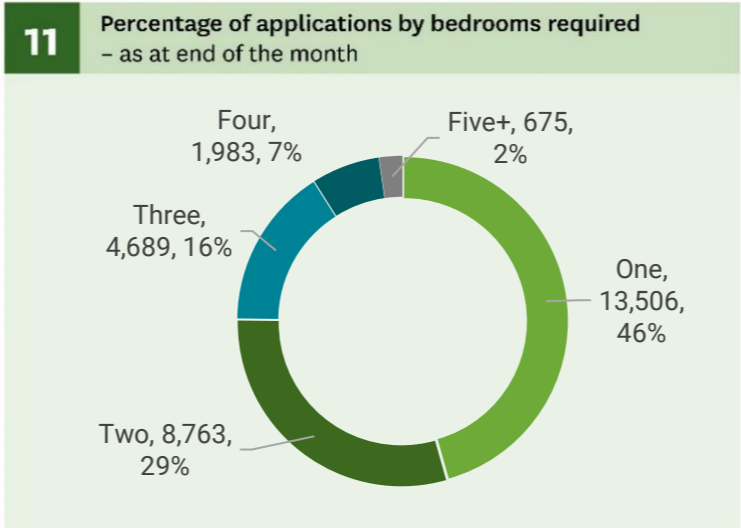
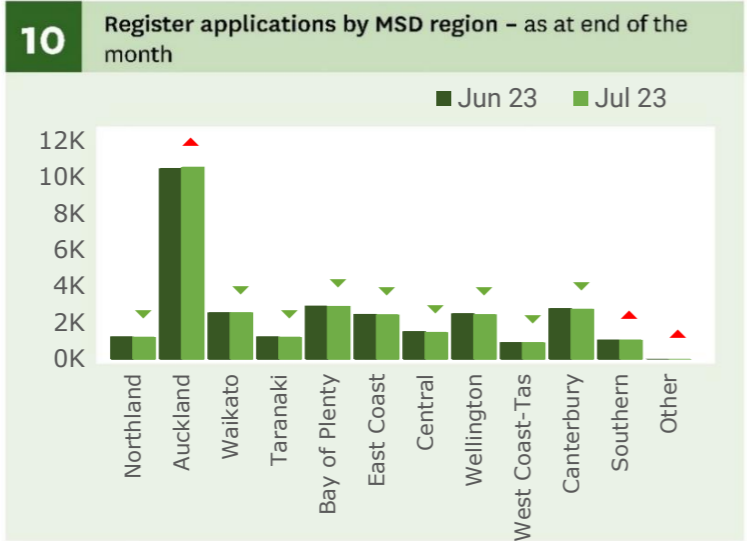
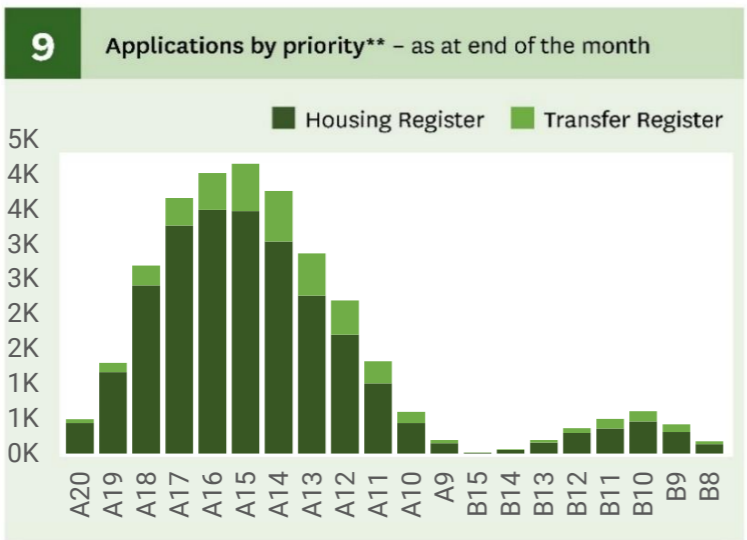
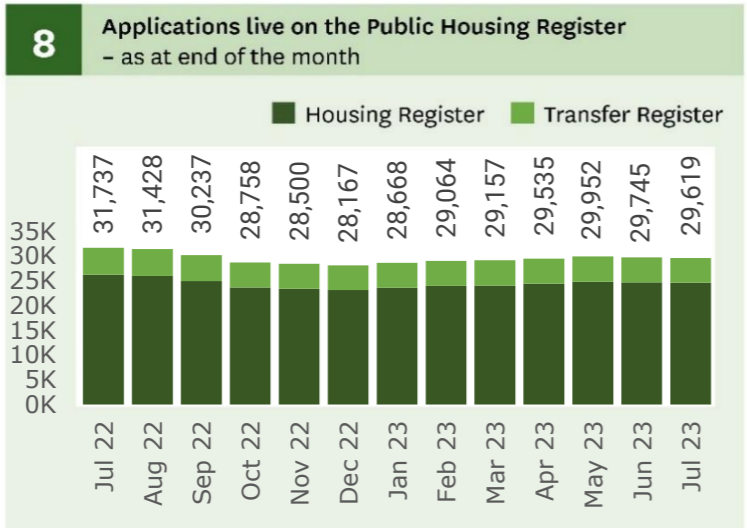
15 fewer than last month

*People who already live in public housing, but have applied and are eligible to transfer to another property are placed on the Transfer Register.

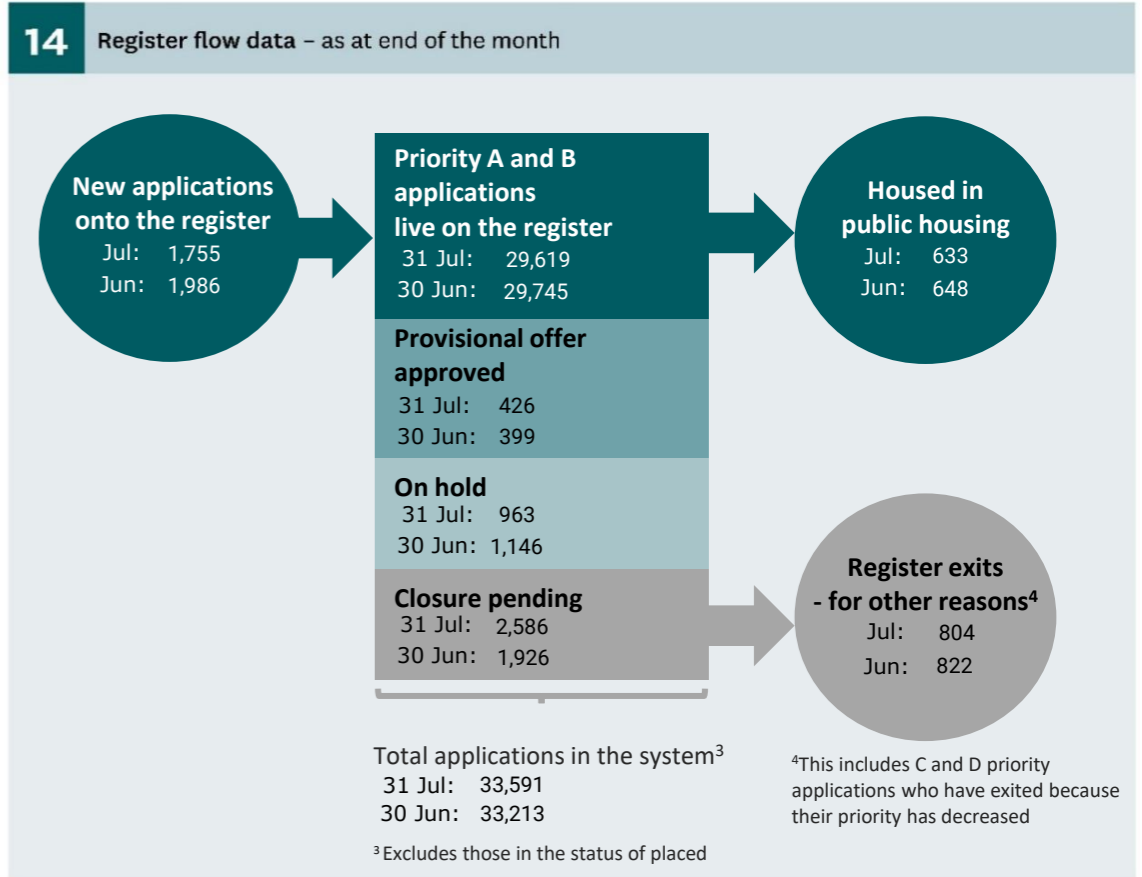
**Graph 9 - Info on the SAS criteria used to determine eligibility and priority can be found here: www.workandincome.govt.nz/map/social-housing/assessment-of-eligibility/index.html

Random Rounding has been applied to these figures. Figures in tables may not add up to the total due to random rounding.

Public Housing Register numbers



Public Housing Register flow



Commentary

The number of Public Housing Register applications decreased for the second consecutive month, down by 126 (0.4 percent) to 29,619 at the end of July 2023.

There were 231 fewer new applications in July 2023 than in June 2023 (a decrease of 11.6 percent) which drove the decrease. All regions except Auckland, Southern and Other saw a decrease in applications. There was also an increase in the number of applications with a 'Closure Pending' status, up by 660 (34 percent). This increase over July may reflect an increase in register management activity, including outbound calling, over April and May.

Looking at exits, there were 15 less applications housed from June 2023 (2.3 percent) and 18 less applications exiting the register for other reasons (2.2 percent).

³MSD reports total response ethnicity. This means if a person identifies with more than one ethnic group, they are counted in each applicable group and the sum of responses for all ethnic groups may exceed 100%. For more information www.msd.govt.nz/about-msd-and-our-work/tools/how-we-report-ethnicity.html. Note, MELAA refers to Middle Eastern, Latin American, and African.