

# Emergency Housing SNGs | Nov 2023

Emergency housing is short-term accommodation (usually in motels) for individuals who have an urgent need because they are unable to remain in their usual place of residence. It is funded through Special Needs Grants that clients apply for when they cannot access accommodation and we have explored all the other options available to them. Grants can cover between one and 21 nights of accommodation at a time.

Amount granted  
Nov 2023

**\$28.3M**

\$0.6M less than last month

Monthly Emergency Housing Special Needs Grants

**8,289**

114 less than last month

Households in emergency housing as at 30 November

**3,183**

54 fewer than last month

Adults in emergency housing as at 30 Nov

**3,585**

42 fewer than last month

Children in emergency housing as at 30 Nov

**3,339**

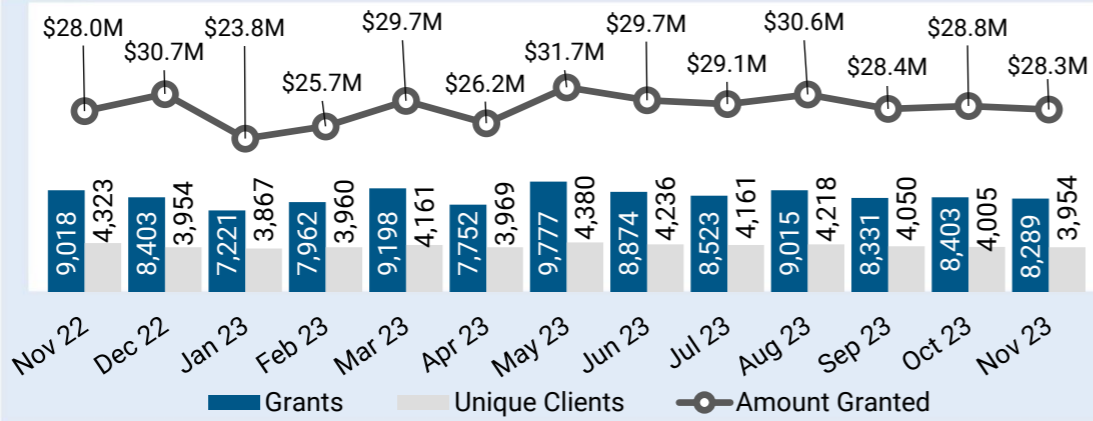
69 fewer than last month

**Note:** Households living in Contracted Emergency Housing (CEH) in Rotorua are not included in this reporting. The new model is being piloted in Rotorua. Reporting of the number of households in CEH is currently unavailable.

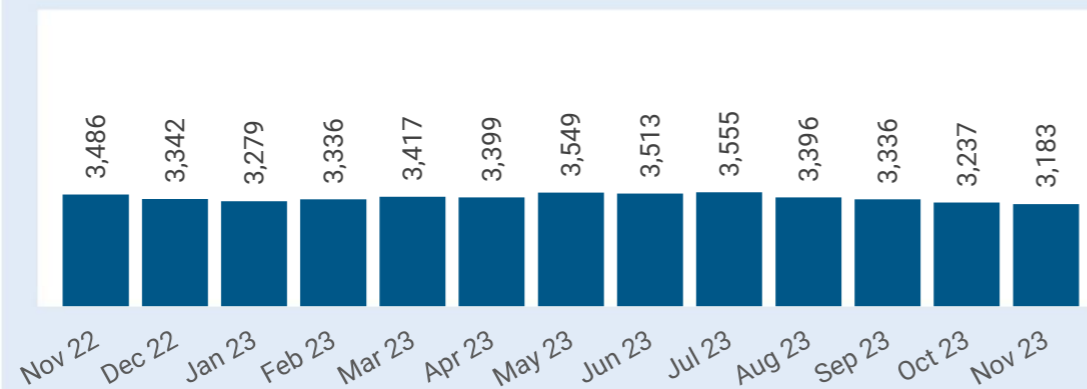
**Random rounding** has been applied to these figures. Figures in tables may not add up to the total due to random rounding.

## Emergency housing – over the month and historic numbers

1 Grants/clients/amount granted over each month



2 Number of households in emergency housing – as at the end of each month



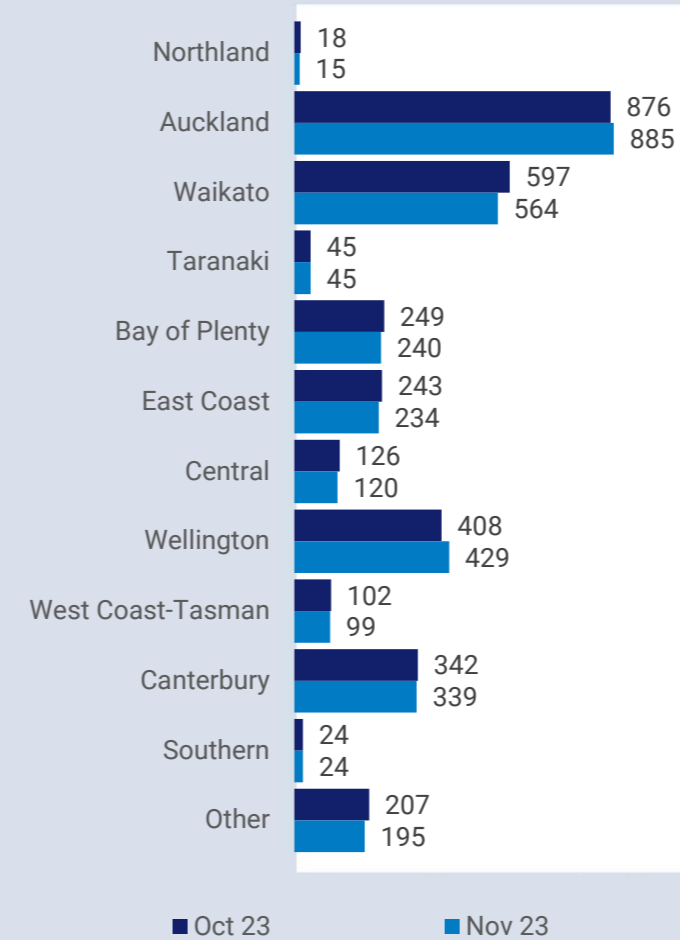
## Commentary

The number of Emergency Housing Special Needs Grants (EH-SNGs) decreased by 114 from last month (a 1.4 percent decrease). There was \$0.6 million less granted during November 2023 than for October 2023 (a 1.9 percent decrease).

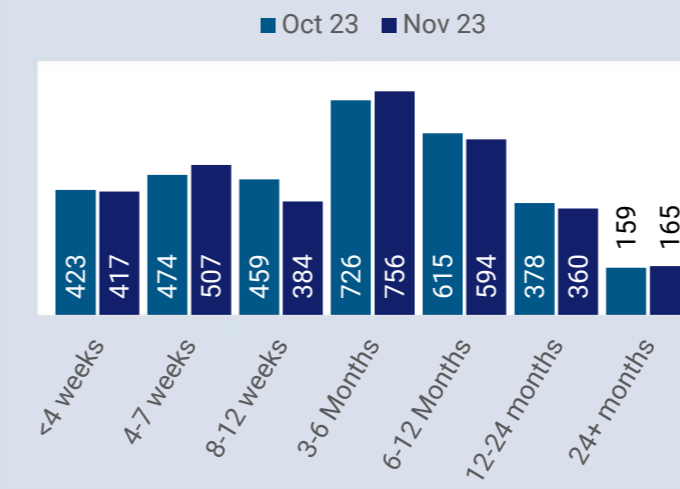
The number of households in emergency housing has decreased for the fourth consecutive month reaching an all-time low since April 2020. This month, the number of households in emergency housing decreased by 54 households (1.7 percent). Only Auckland and Wellington saw an increase in the number of households, the rest decreasing or remaining unchanged.

## Emergency housing – at the end of the month

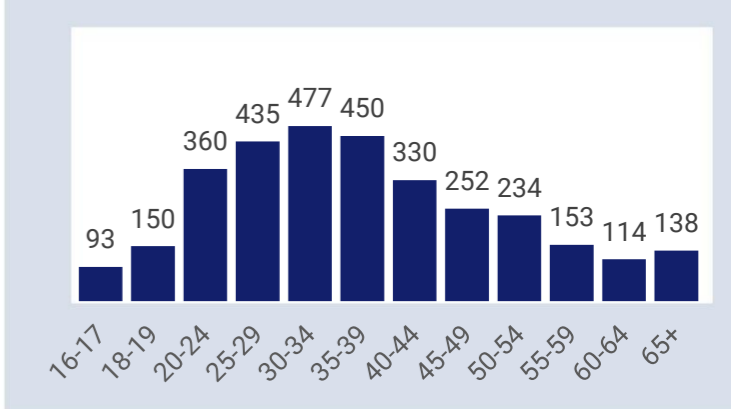
3 Households in emergency housing by MSD region – as at end of the month



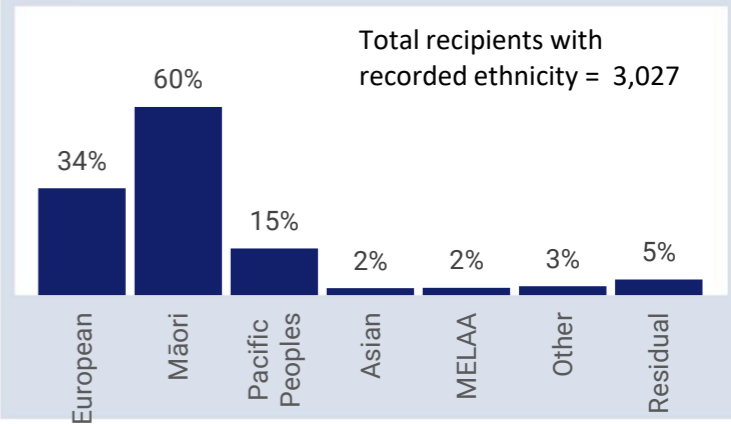
4 Households by duration in emergency housing – as at end of the month



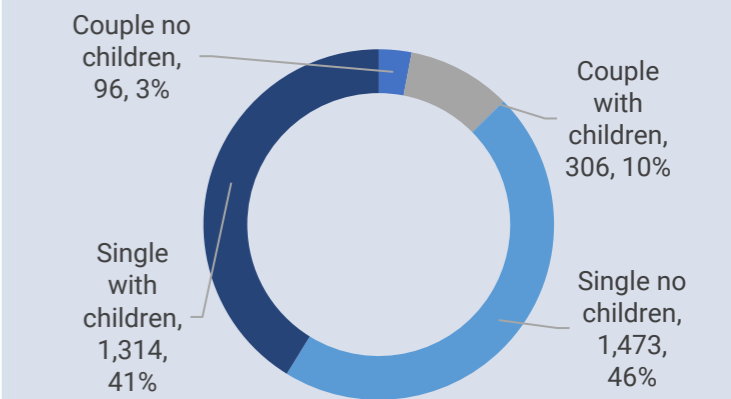
5 Age distribution of primary applicants in emergency housing – as at end of the month



6 Ethnicity\* of primary applicant in emergency housing – as at end of the month



7 Household composition – as at end of the month



# Public Housing Register | 30 Nov 2023

The Public Housing Register is a non-time bound list of all applicants eligible to be placed in public housing. Applicants complete a public housing assessment which determines eligibility and priority for public housing against an agreed set of criteria, which is then used to assist the public housing provider in matching to the most appropriate property.



As at 30 Nov 2023

Housing Register

**25,485**

51 more than last month

Transfer Register\*

**5,094**

unchanged from last month

Public Housing Register

**30,579**

54 more than last month

New applications that entered the Public Housing Register

**2,115**

198 more than last month

Housed in public housing

**753**

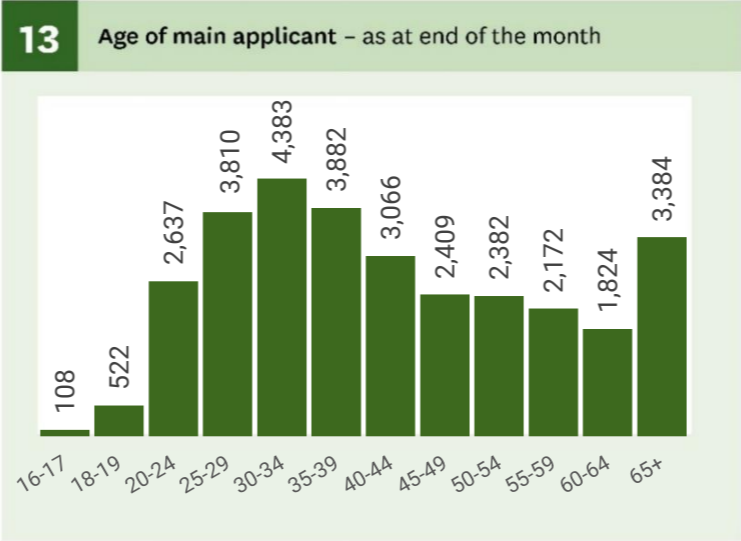
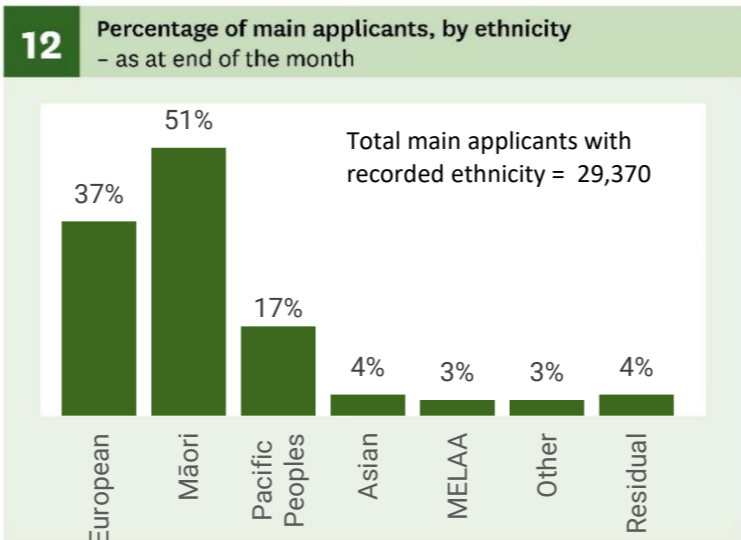
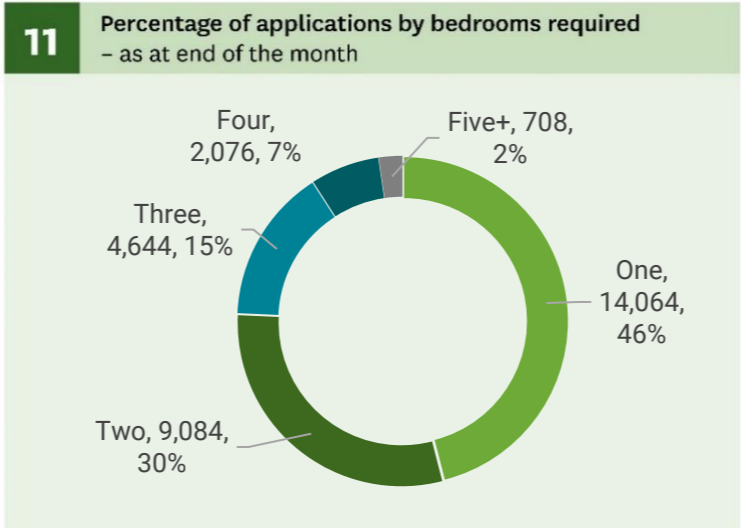
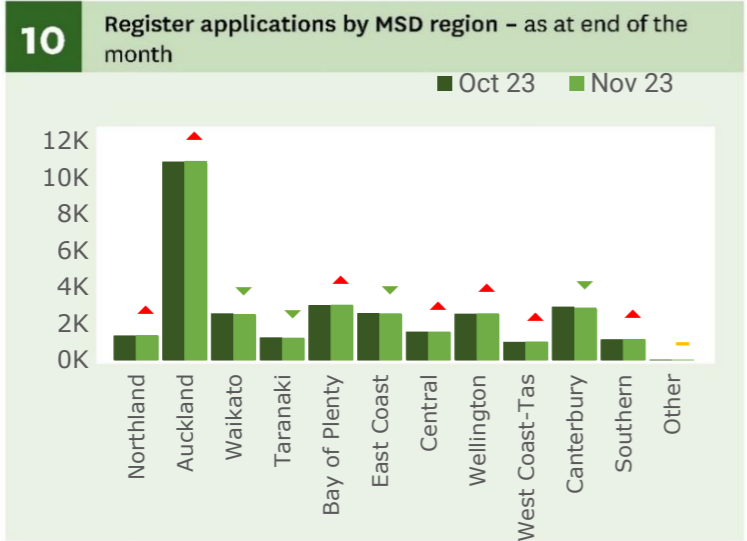
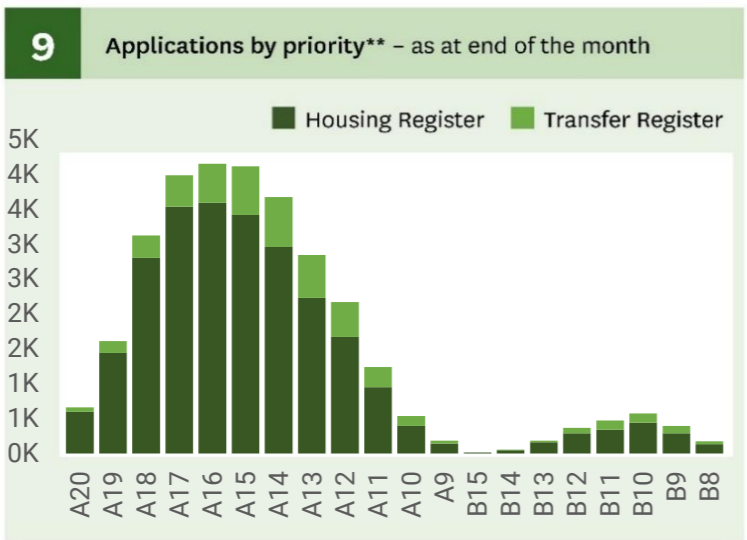
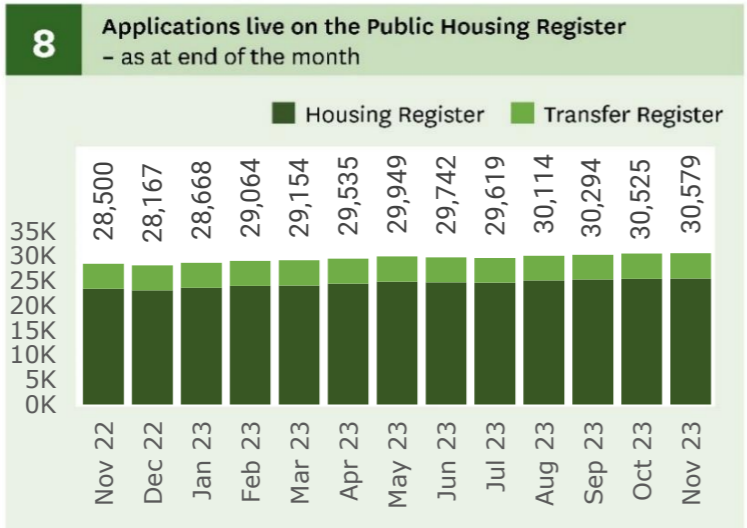
21 more than last month

\*People who already live in public housing, but have applied and are eligible to transfer to another property are placed on the Transfer Register.

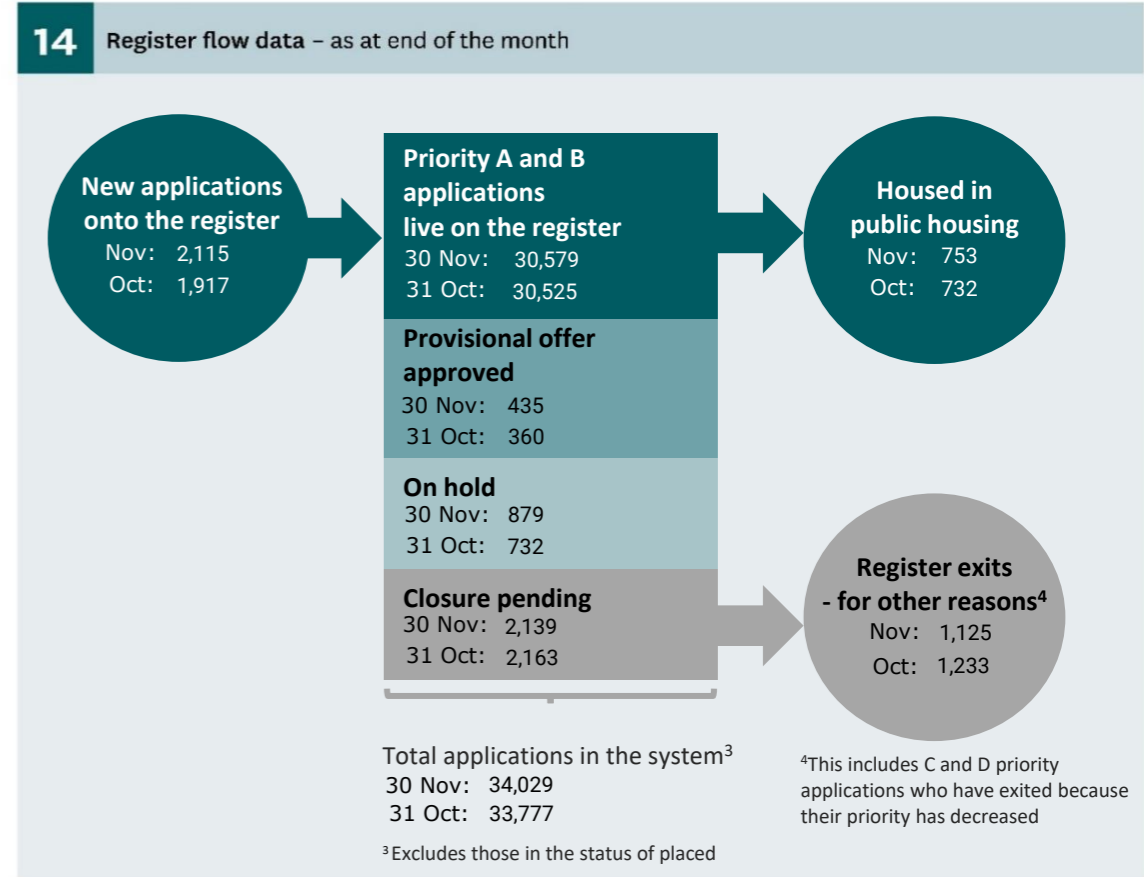
\*\*Graph 9 - Info on the SAS criteria used to determine eligibility and priority can be found here: [www.workandincome.govt.nz/map/social-housing/assessment-of-eligibility/index.html](http://www.workandincome.govt.nz/map/social-housing/assessment-of-eligibility/index.html)

Random Rounding has been applied to these figures. Figures in tables may not add up to the total due to random rounding.

## Public Housing Register numbers



## Public Housing Register flow



### Commentary

The number of Public Housing Register applications increased by 54 (0.2 percent) to 30,579 at the end of November 2023. There were 198 more new applications in November 2023 compared to October 2023 (an increase of 10.3 percent).

There were 21 more applications housed in November 2023 compared to October 2023 (an increase of 2.9 percent). Of the 753 applications housed, 347 (46 percent) were households with children.

<sup>3</sup>MSD reports total response ethnicity. This means if a person identifies with more than one ethnic group, they are counted in each applicable group and the sum of responses for all ethnic groups may exceed 100%. For more information [www.msd.govt.nz/about-msd-and-our-work/tools/how-we-report-ethnicity.html](http://www.msd.govt.nz/about-msd-and-our-work/tools/how-we-report-ethnicity.html). Note, MELAA refers to Middle Eastern, Latin American, and African.