

Emergency Housing SNGs | Dec 2023

Emergency housing is short-term accommodation (usually in motels) for individuals who have an urgent need because they are unable to remain in their usual place of residence. It is funded through Special Needs Grants that clients apply for when they cannot access accommodation and we have explored all the other options available to them. Grants can cover between one and 21 nights of accommodation at a time.

Amount granted
Dec 2023

\$29.1M

\$0.8M more than last month

Monthly Emergency Housing Special Needs Grants

7,422

867 less than last month

Households in emergency housing as at 31 December

2,976

207 fewer than last month

Adults in emergency housing as at 31 Dec

3,369

213 fewer than last month

Children in emergency housing as at 31 Dec

3,186

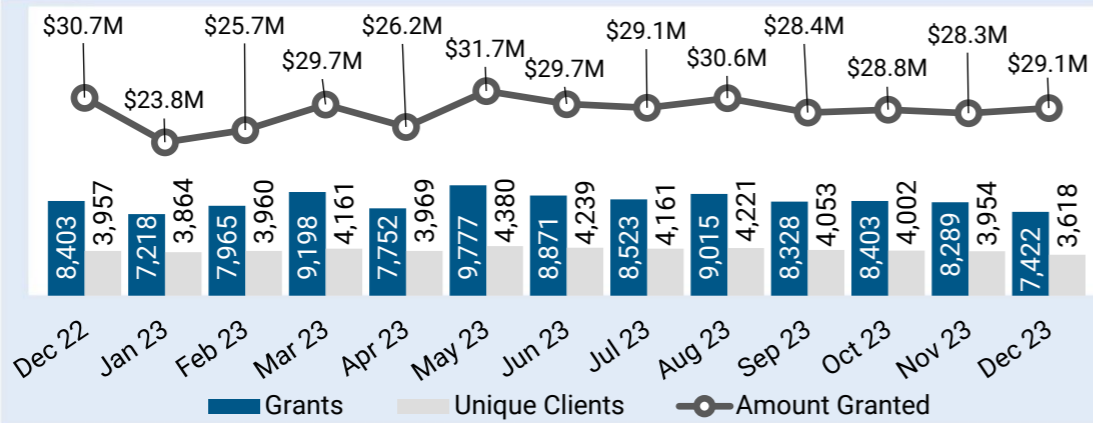
153 fewer than last month

Note: Households living in Contracted Emergency Housing (CEH) in Rotorua are not included in this reporting. The new model is being piloted in Rotorua. Reporting of the number of households in CEH is currently unavailable.

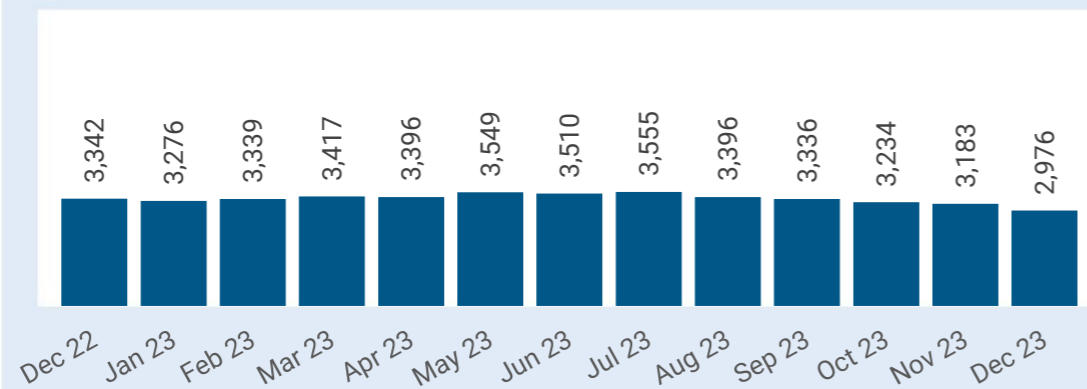
Random rounding has been applied to these figures. Figures in tables may not add up to the total due to random rounding.

Emergency housing – over the month and historic numbers

1 Grants/clients/amount granted over each month



2 Number of households in emergency housing – as at the end of each month



Commentary

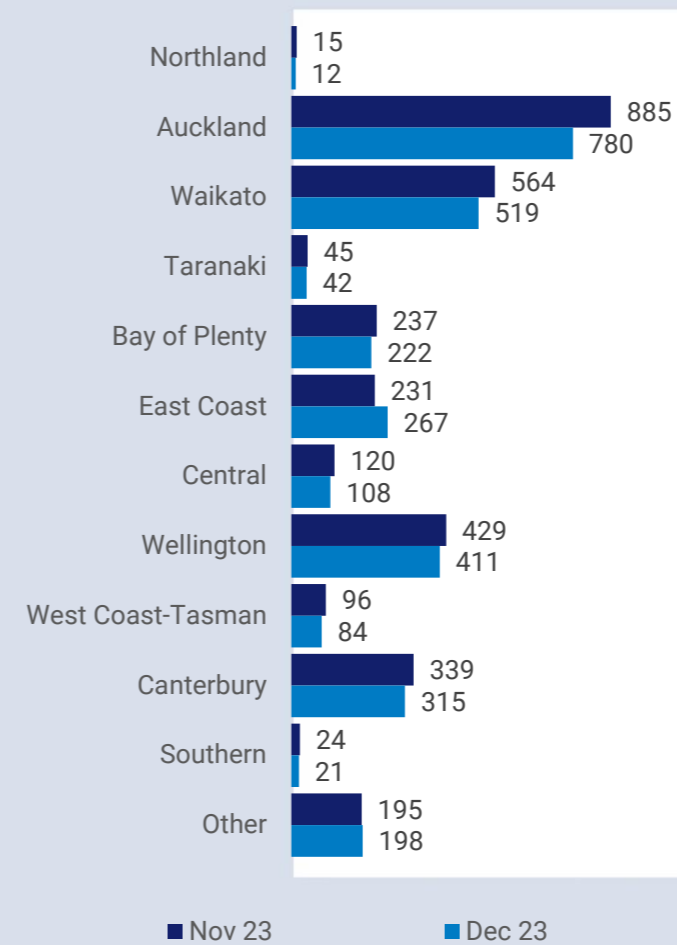
The number of households in emergency housing has continued to decrease for the fifth consecutive month at 2,976 in December 2023, down by 207 (7%) compared to last month. The number of households in emergency housing in December is the lowest it has been since April 2020.

The number of Emergency Housing Special Needs Grants (EH-SNGs) has decreased by 867 last month (10%). Most regions saw a decrease in the number of households in emergency housing except the East Coast, which is still feeling the impacts of the severe weather events on housing supply, particularly in Tairāwhiti.

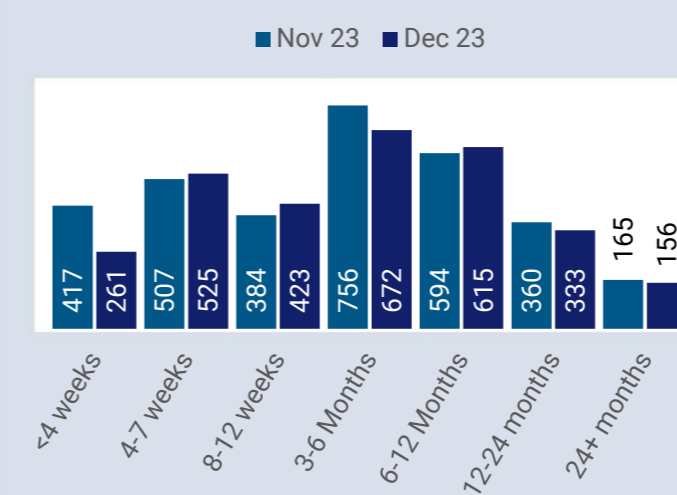
There was \$0.8 million more granted during December 2023 than November 2023. This is due to having to make some grants for longer periods of time due to high demand on commercial supply over the holiday period in some areas and the need to secure places for those receiving EH-SNGs.

Emergency housing – at the end of the month

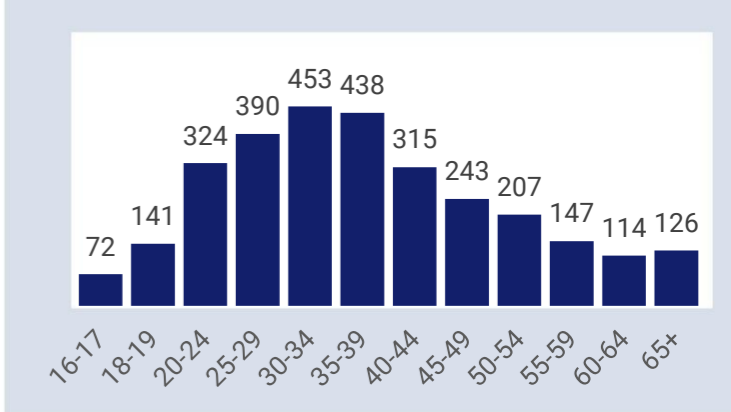
3 Households in emergency housing by MSD region – as at end of the month



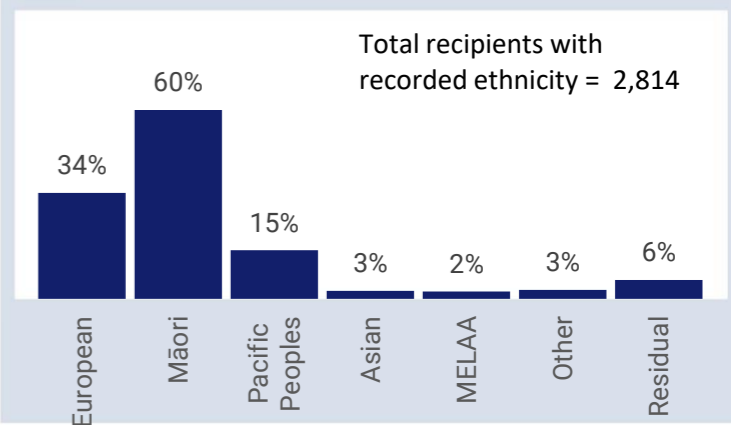
4 Households by duration in emergency housing – as at end of the month



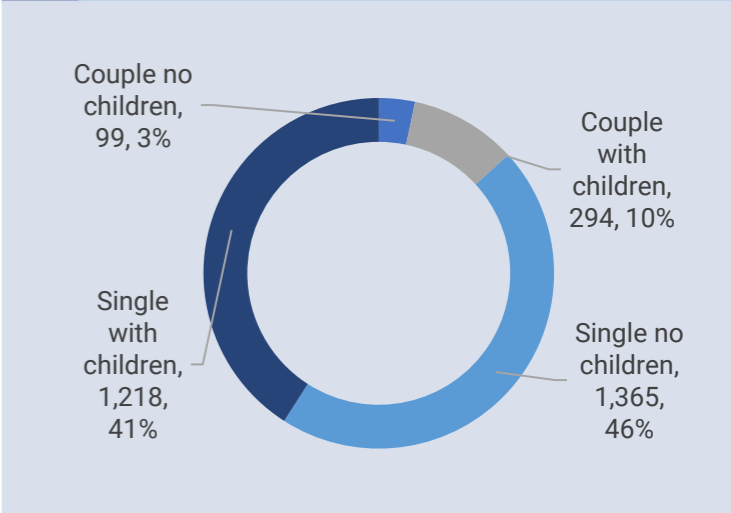
5 Age distribution of primary applicants in emergency housing – as at end of the month



6 Ethnicity* of primary applicant in emergency housing – as at end of the month



7 Household composition – as at end of the month



Public Housing Register | 31 Dec 2023

The Public Housing Register is a non-time bound list of all applicants eligible to be placed in public housing. Applicants complete a public housing assessment which determines eligibility and priority for public housing against an agreed set of criteria, which is then used to assist the public housing provider in matching to the most appropriate property.

As at 31 Dec 2023

Housing Register

25,389

93 fewer than last month

Transfer Register*

5,121

24 more than last month

Public Housing Register

30,507

72 fewer than last month

New applications that entered the Public Housing Register

1,506

612 fewer than last month

Housed in public housing

861

108 more than last month

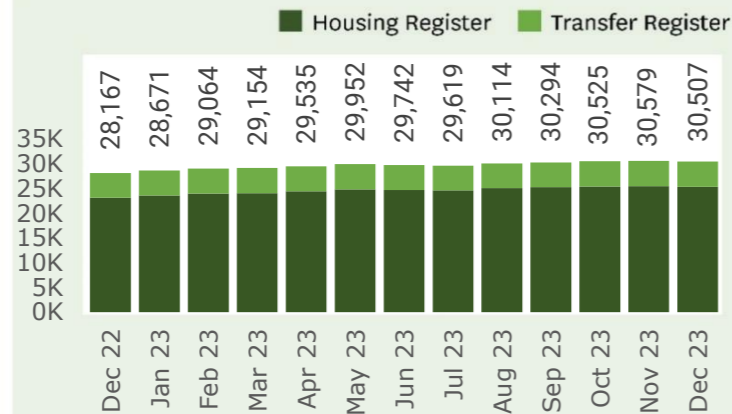
*People who already live in public housing, but have applied and are eligible to transfer to another property are placed on the Transfer Register.

**Graph 9 - Info on the SAS criteria used to determine eligibility and priority can be found here: www.workandincome.govt.nz/map/social-housing/assessment-of-eligibility/index.html

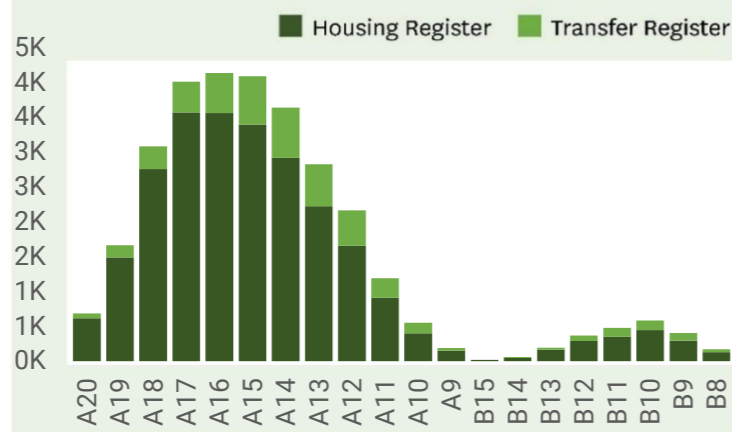
Random Rounding has been applied to these figures. Figures in tables may not add up to the total due to random rounding.

Public Housing Register numbers

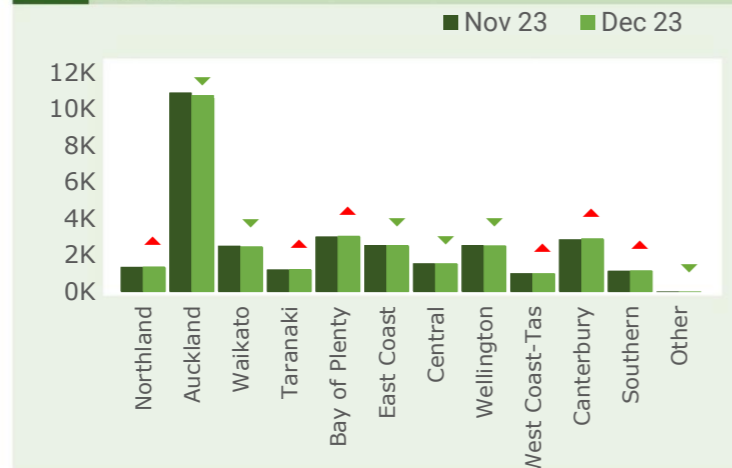
8 Applications live on the Public Housing Register - as at end of the month



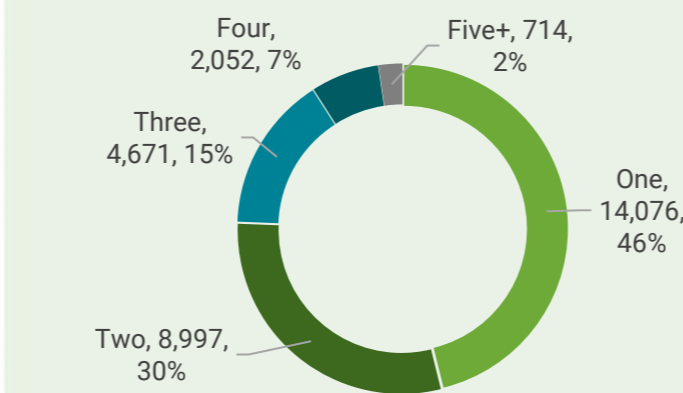
9 Applications by priority** - as at end of the month



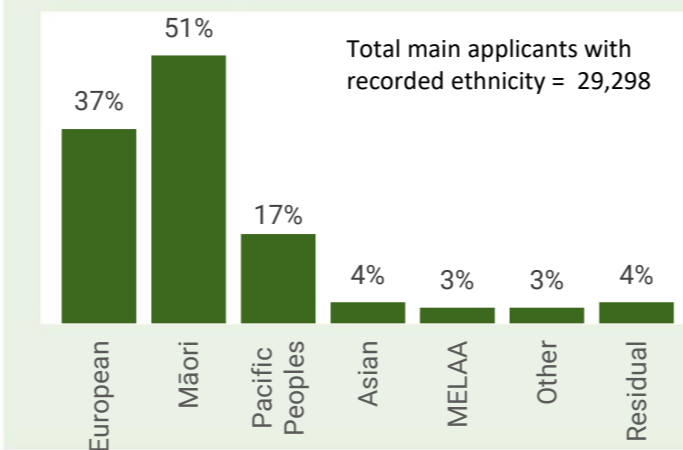
10 Register applications by MSD region - as at end of the month



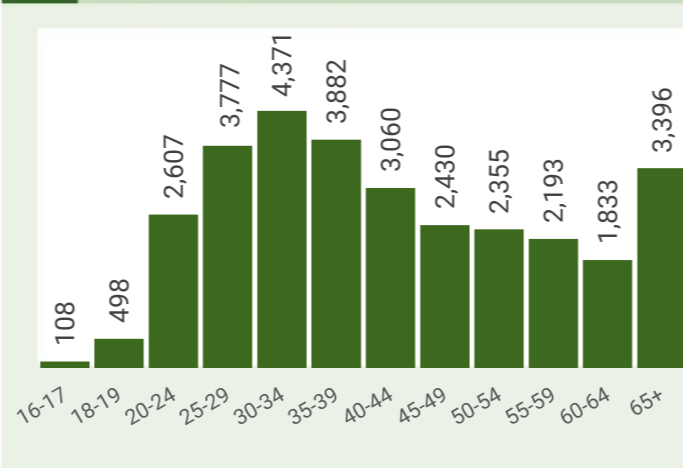
11 Percentage of applications by bedrooms required - as at end of the month



12 Percentage of main applicants, by ethnicity - as at end of the month

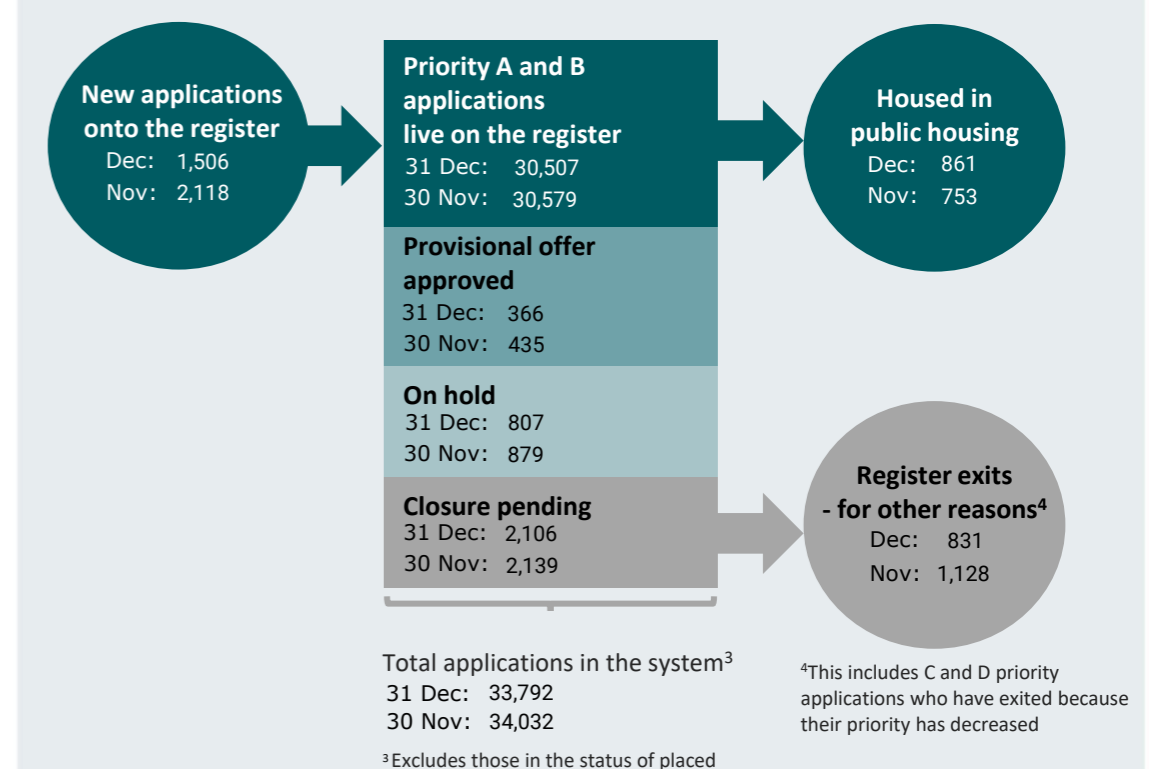


13 Age of main applicant - as at end of the month



Public Housing Register flow

14 Register flow data - as at end of the month



Commentary

The number of Public Housing Register applications has decreased by 72 (0.2 percent) to 30,507 at the end of December 2023.

There were fewer new applications (down 612) and more applicants housed in Public Housing in December (up 108) compared to November 2023. In addition, the decrease in Register numbers in December reflects a seasonal trend since 2015, as there are fewer business days in the month.

Of the 861 applicants who were housed, 393 (46 percent) were households with children, 46 more than November 2023.

³MSD reports total response ethnicity. This means if a person identifies with more than one ethnic group, they are counted in each applicable group and the sum of responses for all ethnic groups may exceed 100%. For more information www.msd.govt.nz/about-msd-and-our-work/tools/how-we-report-ethnicity.html. Note, MELAA refers to Middle Eastern, Latin American, and African.