

Emergency Housing SNGs | Apr 2022

Emergency housing is short-term accommodation (usually in motels) for individuals who have an urgent need because they are unable to remain in their usual place of residence. It is funded through Special Needs Grants that clients apply for when they cannot access accommodation and we've explored all the other options available to them. Grants can cover between 1 and 21 nights accommodation at a time.



Amount granted
Apr 2022
\$32.1M
\$5.7M less than last month

Monthly emergency housing special needs grants
10,587
2,535 less than last month

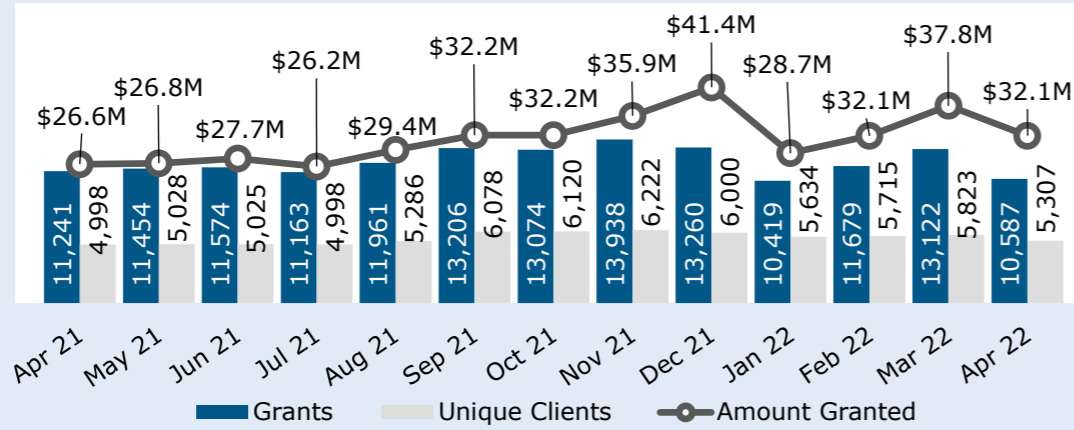
Current households in emergency housing as at 30 Apr
4,476
252 less than last month

Adults in emergency housing as at 30 Apr
5,049
318 less than last month

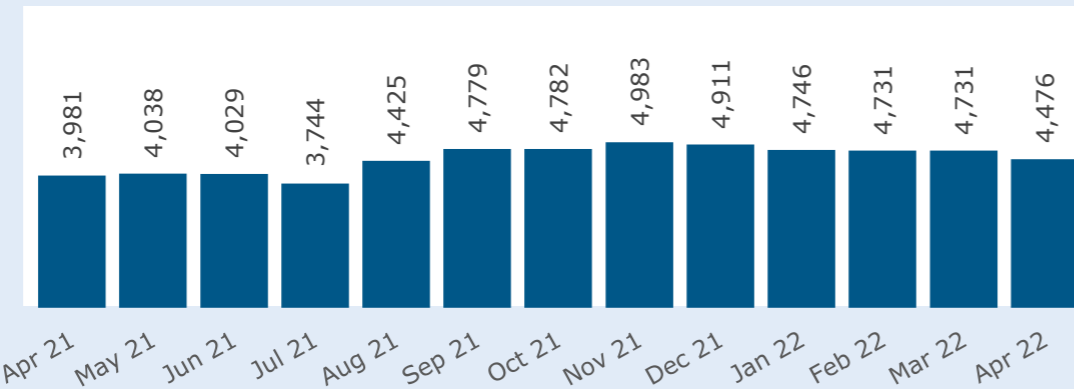
Children in emergency housing as at 30 Apr
4,536
255 less than last month

Emergency Housing – Over the month and historic numbers

1 Grants/clients/amount granted by month



2 Number of households in Emergency Housing – as at the last of each month



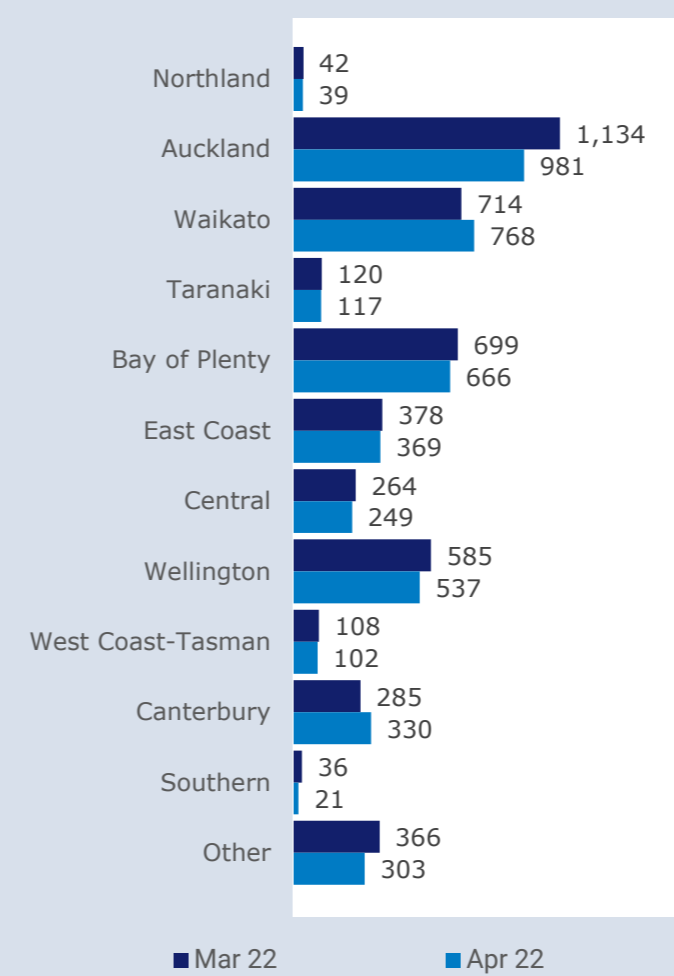
Commentary

Both the number of grants and the amount of Emergency Housing Special Needs Grants granted decreased in April. This was driven by fewer working days in April and a reduction in the number of clients receiving EH SNGs over the month. This monthly decrease is consistent with seasonal trends from the previous two years, which saw small peaks in the number of clients and grants in March before a reduction again in April.

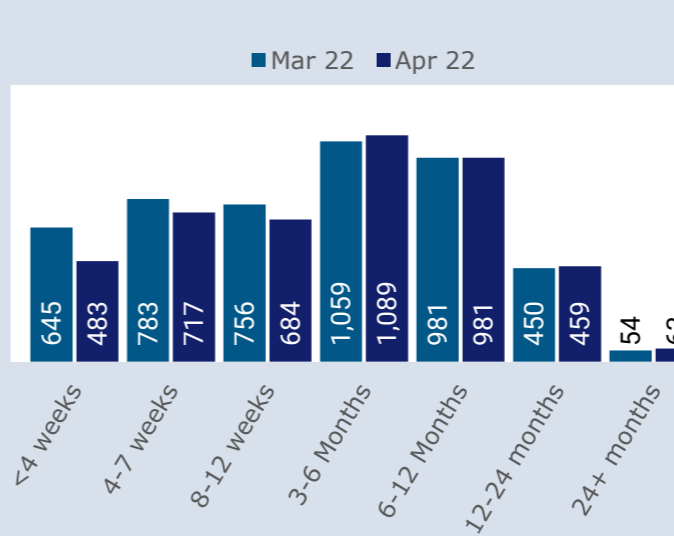
The number of households in Emergency Housing at the end of the month reduced for the first time since January to 4,476 households. Most of the households who left Emergency Housing were shorter duration clients. The average duration grew to 22.8 weeks from 20.7 weeks in March, as clients are staying longer in Emergency Housing.

Emergency Housing – At the end of the month

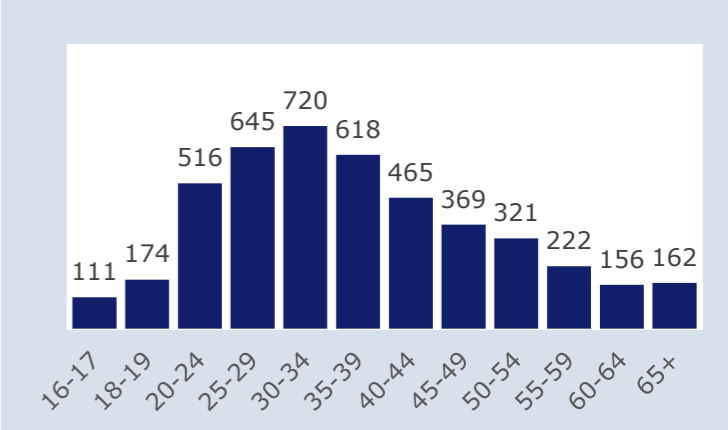
3 Households in Emergency Housing by region – as at end of the month



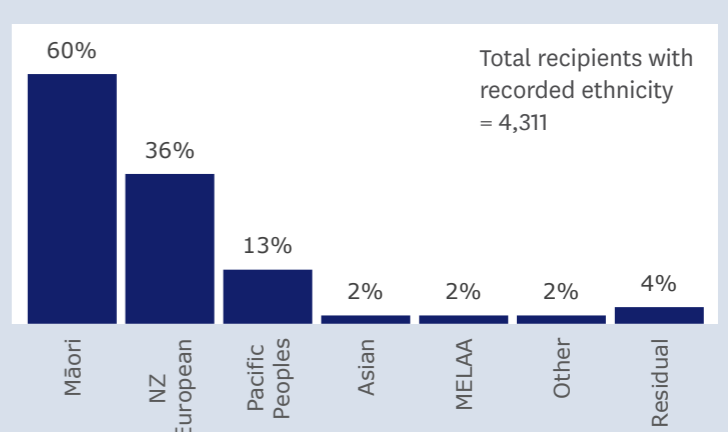
4 Households by duration in Emergency Housing – as at end of the month



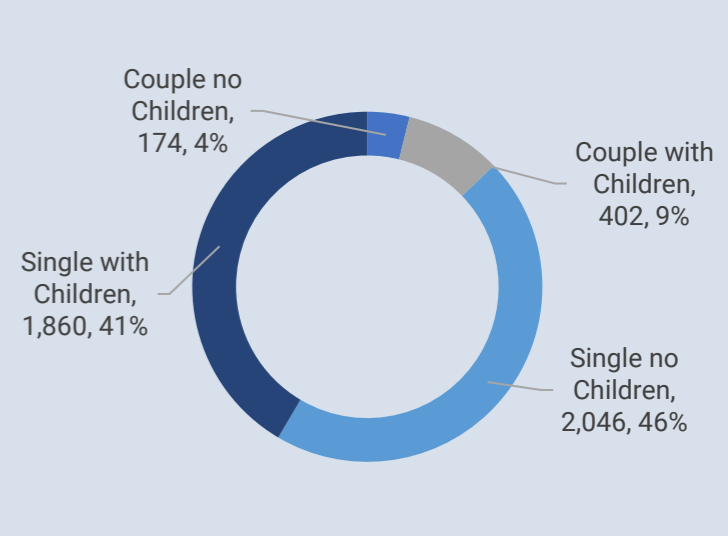
5 Age distribution of primary applicants in Emergency Housing – as at end of the month



6 Ethnicity¹ of primary applicant in Emergency Housing – as at end of the month



7 Household composition – as at end of the month



Note: Households living in Contracted Emergency Housing in Rotorua are not included in this reporting. The new model is being piloted in Rotorua. Reporting of the number of households in Contracted EH is currently unavailable.

Random rounding has been applied to these figures, independently from other MSD products. Figures in tables may not add up to the total due to random rounding.

Public housing Register | 30 Apr 2022

The Public Housing Register is a non-time bound list of all applicants eligible to be placed in Public Housing. Applicants complete a public housing assessment which determines eligibility and priority for public housing against an agreed set of criteria, which is then used to assist the public housing provider in matching to the most appropriate property.



Public Housing Register as at 30 Apr

32,700

423 more than last month

Housing Register

27,234

366 more than last month

Transfer Register²

5,466

57 more than last month

New applications that entered the Register

1,779

117 fewer than last month

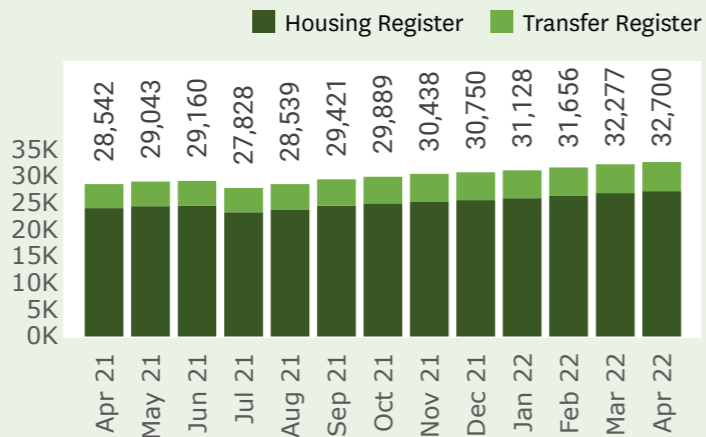
Housed in public housing

531

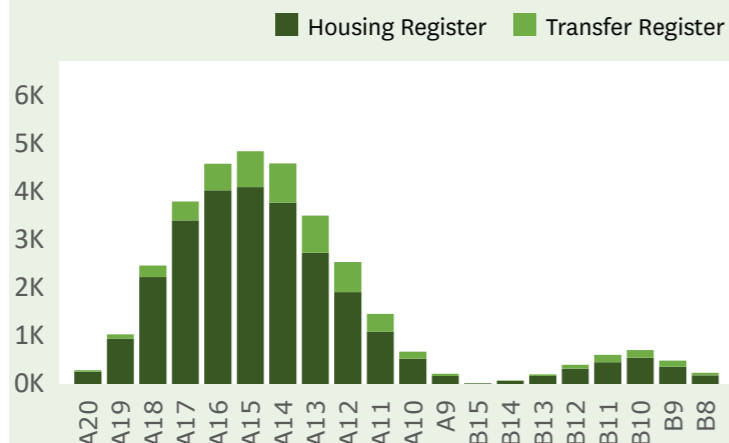
12 fewer than last month

Public housing – Register numbers

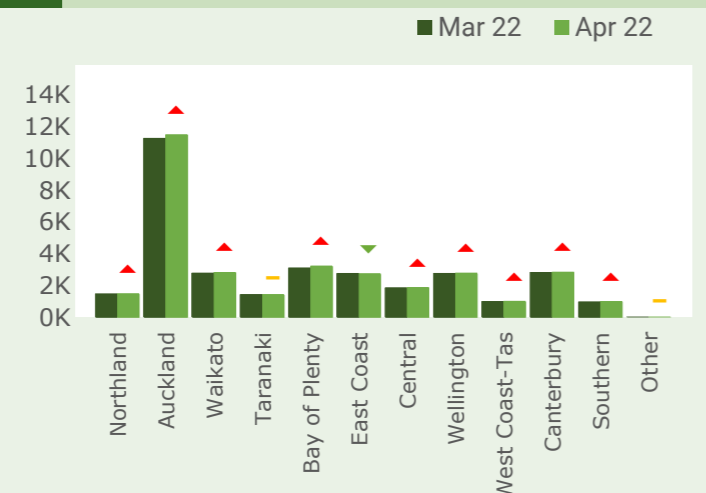
8 Applications live on the Public Housing Register – as at end of the month



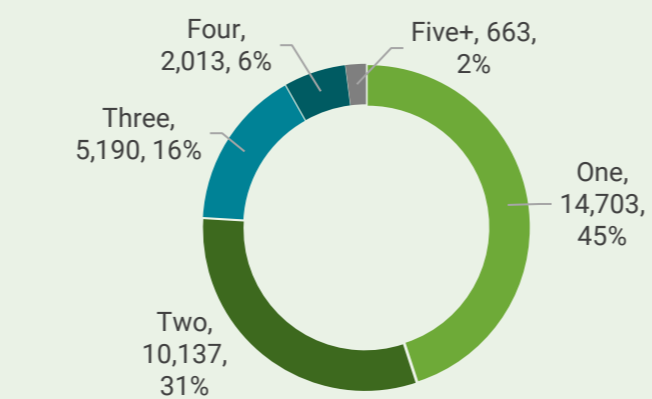
9 Applications by priority³ – as at end of the month



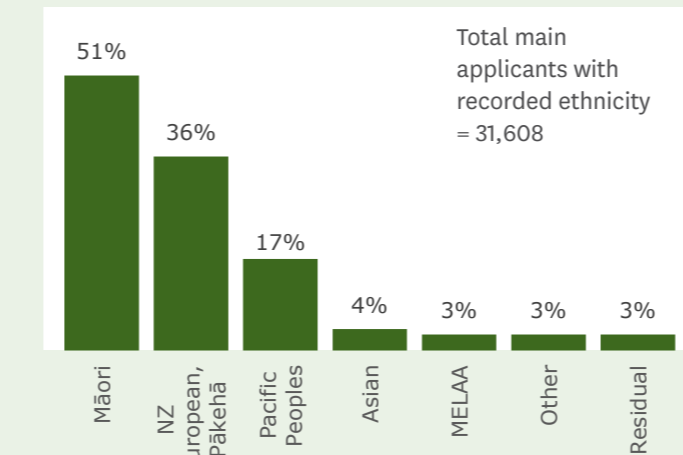
10 Register applications by region – as at end of the month



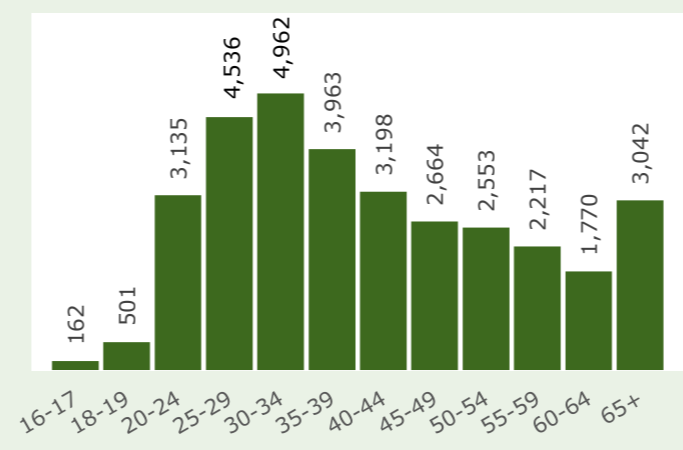
11 Percentage of applications by bedrooms required – as at end of the month



12 Percentage of main applicants, by ethnicity¹ – as at end of the month

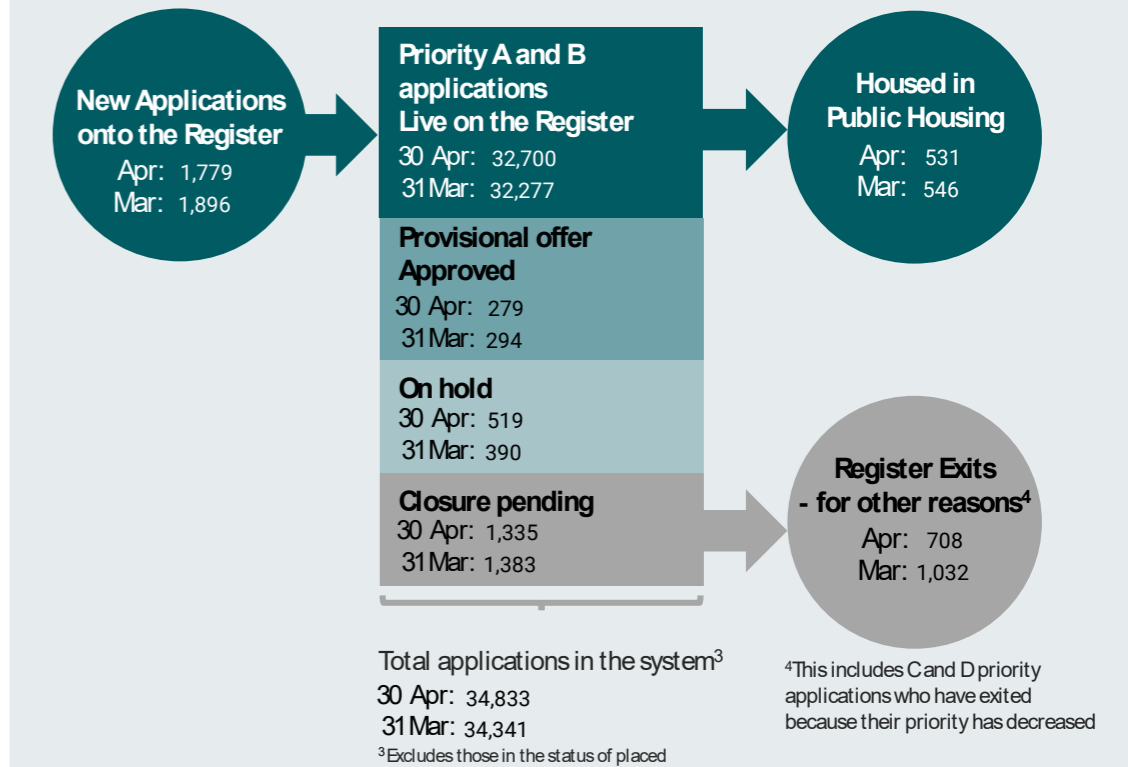


13 Age of main applicant – as at end of the month



Public housing – Register flow

14 Register flow data – as at end of the month



Commentary

The overall number of applications live on the Public Housing Register continues to increase, up from 32,277 in March to 32,700 in April. All Regions saw increases compared to March, except Taranaki and East Coast.

There were 117 less new applications moving on to the Register in April compared to March. There were also decreases in the number of applications exiting the Register for other reasons (this includes applications that no longer require or are eligible for Public Housing; down 31%) and the number of applications housed (down 3%). These decreases follow usual seasonal trends at this time of year, as public holidays reduce the number of working days in the month, leading to reduced movement within the system.

¹MSD reports total response ethnicity. This means if a person identifies with more than one ethnic group, they are counted in each applicable group and the sum of responses for all ethnic groups may exceed 100%. For more information www.msd.govt.nz/about-msd-and-our-work/tools/how-we-report-ethnicity.html. Note, MELAA refers to Middle Eastern, Latin American, and African.

²People who already live in public housing, but have applied and are eligible to transfer to another property are placed on the Transfer Register.

³Graph 9 – Info on the SAS criteria used to determine eligibility and priority can be found here: www.workandincome.govt.nz/map/social-housing/assessment-of-eligibility/index.html

Random Rounding has been applied to these figures, independently from other MSD products. Figures in tables may not add up to the total due to random rounding.