

1,086 decrease in the number of **Jobseeker Support – Work Ready recipients**, when comparing 6 November 2020 (128,979) with 30 October (130,065).

827 decrease in the number of **COVID-19 Income Relief Payment (CIRP) recipients**, when comparing 6 November (8,168) with 30 October (8,995).

1,890 cancels into work from **Jobseeker Support** during the week ending 6 November.

60 cancels into work from **CIRP** in the week ending 6 November.

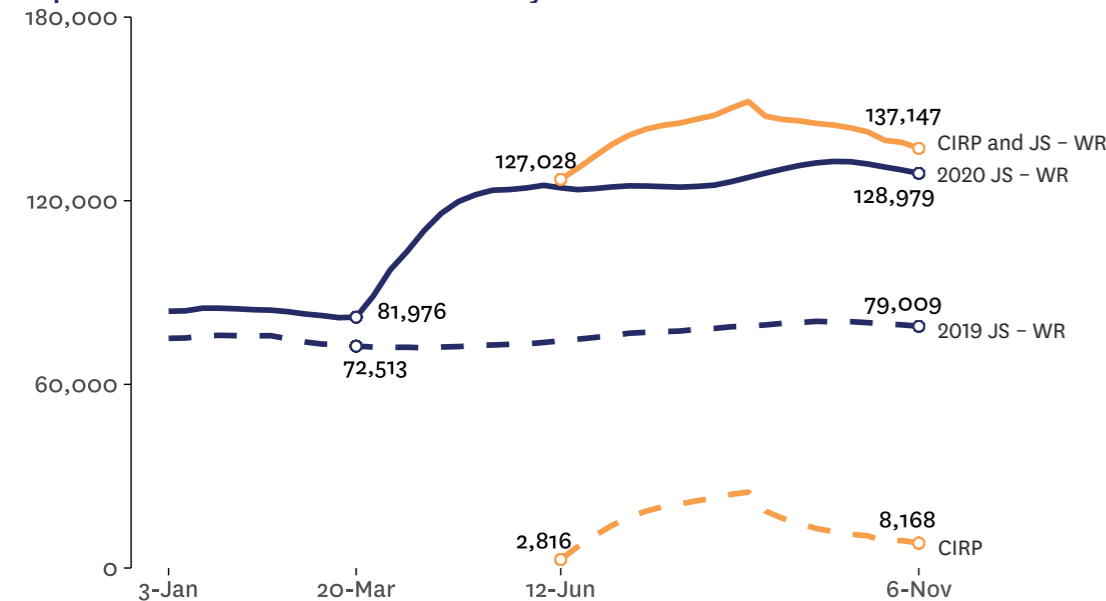
2,030 increase in the number of **Special Needs Grants granted for food** during the week ending 6 November (27,158) when compared with 30 October (25,128).

11.8 percent of the estimated New Zealand working-age population received a **main benefit** as at 6 November.

6.5 percent received **Jobseeker Support** as at 6 November.

Jobseeker Support (JS) by subcategory, and the COVID-19 Income Relief Payment (CIRP)

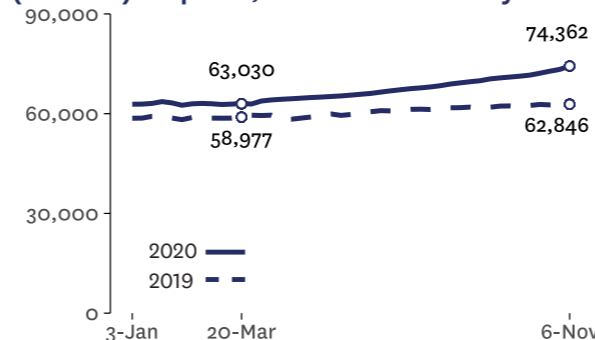
1. Number of working-age JS – Work Ready (JS – WR) and CIRP (16 years and older) recipients for each week from the start of the year



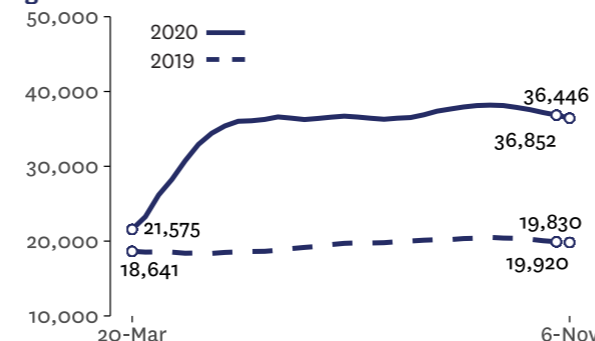
1,056 increase in the number of JS – HCD recipients, when comparing 6 November (74,362) with 30 October (73,306).

406 decrease in the number of JS – WR recipients aged between 18–24 years of age, when comparing 6 November (36,446) with 30 October (36,852).

2. Number of JS – Health Condition and Disability (JS – HCD) recipients, from the start of the year



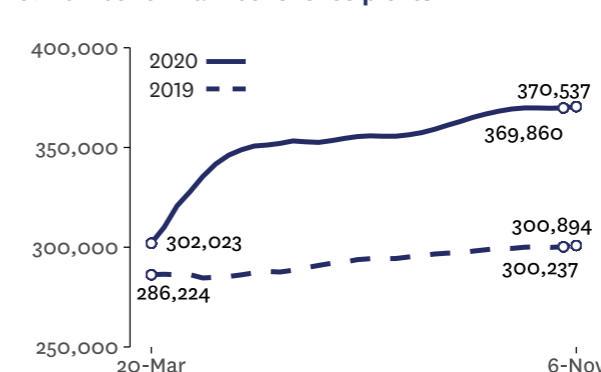
3. Number of JS – WR recipients aged 18–24 years of age



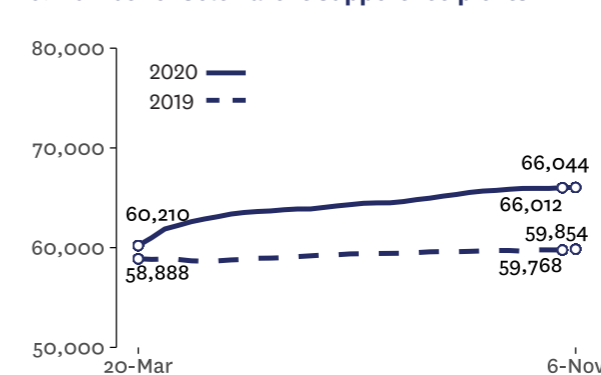
Main benefits

Main benefit numbers are ages 18–64 years.

9. Number of main benefit recipients



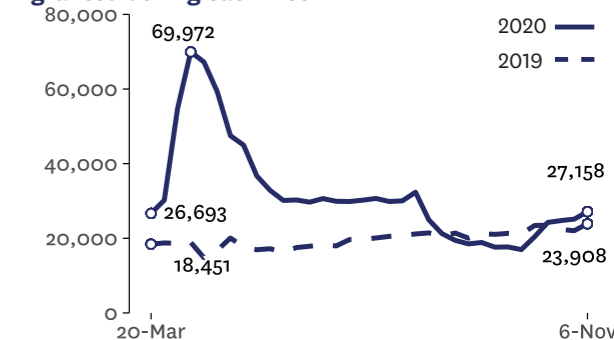
10. Number of Sole Parent Support recipients



Hardship assistance

Hardship grants are all ages.

12. Number of Special Needs Grants for food granted during each week

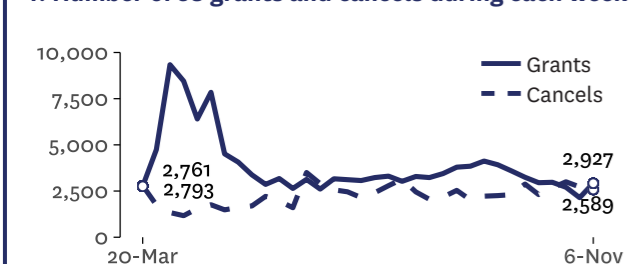


13. Number of Emergency Housing Special Needs Grants granted during each week

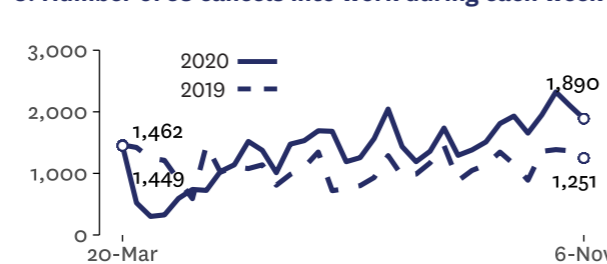


Grants and cancellations for JS (total WR and HCD) and CIRP

4. Number of JS grants and cancels during each week

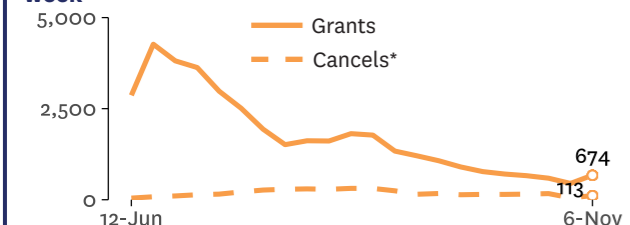


5. Number of JS cancels into work during each week




8.8 percent (259) of the **2,927** grants for Jobseeker Support were transfers of clients from CIRP to Jobseeker Support, during the week ending 6 November 2020.

6. Number of CIRP grants and cancels* during each week

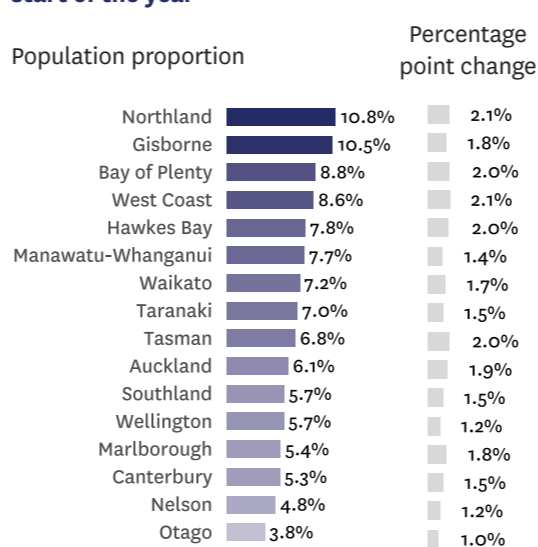


7. Number of CIRP cancels* by selected reason during each week

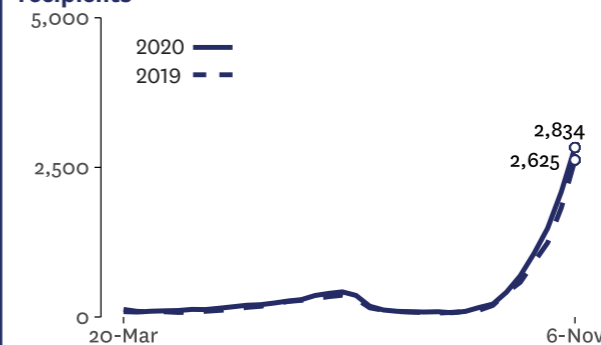


Regional JS (total WR and HCD)


8. Percentage of the estimated New Zealand population aged 18–64 receiving JS, by Regional Council, compared with the start of the year



11. Number of Jobseeker Support Student Hardship recipients



14. Number of Benefit Advances granted during each week



Receipt of main benefit or supplementary assistance are counts of the number of people who are in primary receipt only, while CIRP recipients are counts of the total number of people supported by this payment. **Hardship grants** are counts of grants, rather than clients. A client can receive multiple grants. Special Needs Grants (SNGs) are the sum of grants during each week.

Wage Subsidy and Leave Payment data, including the refunds information are available in the Income Support and Wage Subsidy data file on the <https://www.msd.govt.nz/about-msd-and-our-work/publications-resources/statistics/covid-19/index.html>.

There may be **variations when comparing quarterly and monthly, to weekly data** reported by MSD. This is due to the different business rules used, allowing for processing time for payments. Caution should be exercised when comparing data between weekly, monthly, and quarterly data releases.

During a week with a public holiday, the number of **hardship grants** can decrease, due to few contact hours with clients.

For **population proportions**, the estimated New Zealand population is used as at the most recent June estimate available.

There were **1,461** cancels off CIRP for the reason 'End of Entitlement' during the week ending 6 November 2020.

* Graphs 6 and 7 exclude the cancellation reason 'End of Entitlement' to show trends in other selected categories.