

## 727 increase

in the number of Jobseeker Support recipients, when comparing 2 October (204,116) with 25 September (203,389).

## 996 decrease

in the number of COVID-19 Income Relief Payment recipients, when comparing 2 October (11,888) with 25 September (12,884).

## 2,024 cancels into work

from the combined cancels from Jobseeker Support and CIRP during the week ending 2 October.

**1,890** in the week ending 25 September 2020.

## 11.8 percent\*

of the estimated New Zealand working-age population received a main benefit as at 2 October.

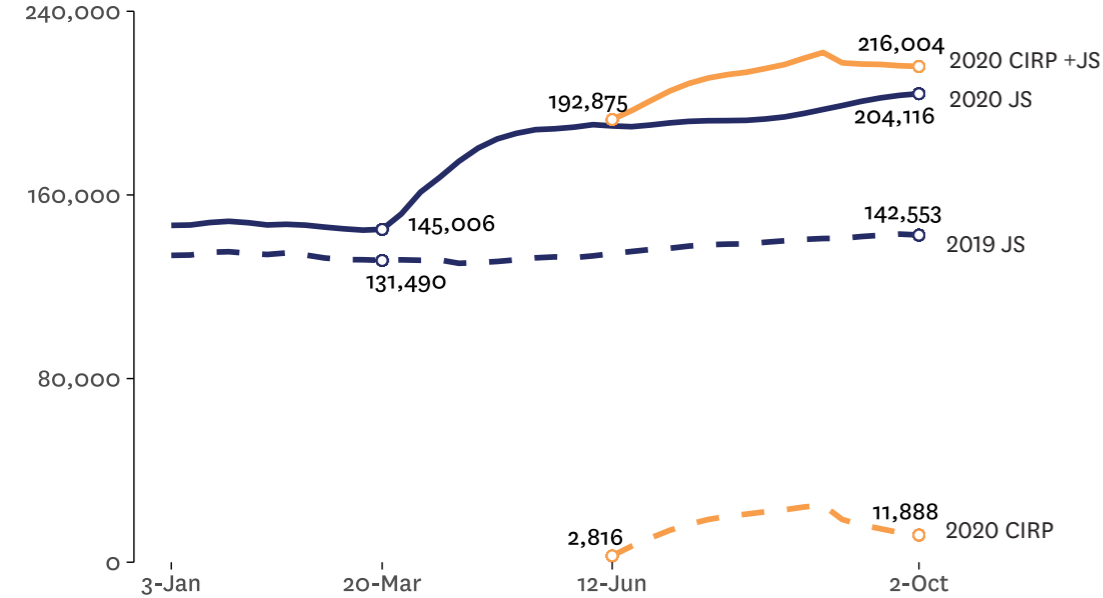
**6.5 percent\*** received Jobseeker Support.

## 1,163 decrease


in the number of Special Needs Grants granted during the week ending 2 October (22,798) when compared with 25 September (23,961).

### Jobseeker Support (JS) and COVID-19 Income Relief Payment (CIRP)

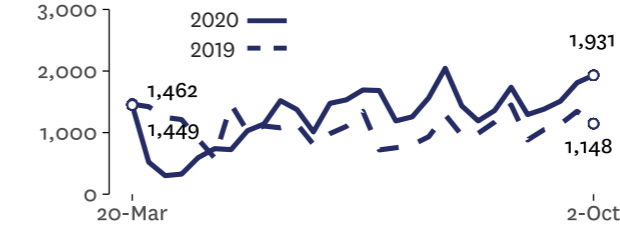
1. Number of JS (working-age) and CIRP recipients (16 and older) for each week from the start of the year



2. Number of JS grants and cancels during each week

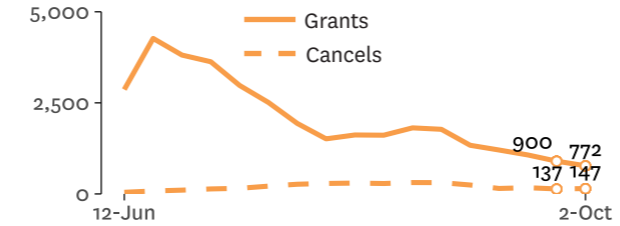


3. Number of JS cancels into work during each week




**13.7 percent** (443) of the **3,245 grants** for Jobseeker Support were transfers of clients from CIRP to Jobseeker Support, during the week ending 2 October 2020.

4. Number of CIRP grants and cancels during each week



5. Number of CIRP cancels by selected reason during each week



There were **1,575 cancels** off CIRP for the reason 'End of Entitlement' during the week ending 2 October. A CIRP client may not have received their full entitlement at the time of the cancellation, and will receive the remainder of the entitlement over subsequent pay dates.

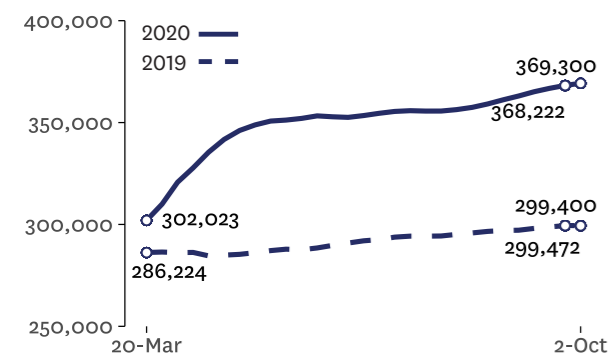
6. Percentage of the estimated New Zealand population aged 18-64 receiving Jobseeker Support, by Regional Council, compared with the start of the year

Regional Council	Population proportion	Percentage point change
Northland	11.3%	2.5%
Gisborne	11.0%	2.0%
Bay of Plenty	9.3%	2.4%
West Coast	8.7%	2.1%
Hawkes Bay	8.2%	2.3%
Manawatu-Wanganui	8.0%	1.6%
Waikato	7.5%	1.9%
Tasman	7.3%	2.4%
Taranaki	7.3%	1.7%
Auckland	6.4%	2.1%
Southland	6.0%	1.7%
Wellington	5.9%	1.3%
Marlborough	5.7%	2.1%
Canterbury	5.5%	1.7%
Nelson	5.0%	1.3%
Otago	4.1%	1.3%

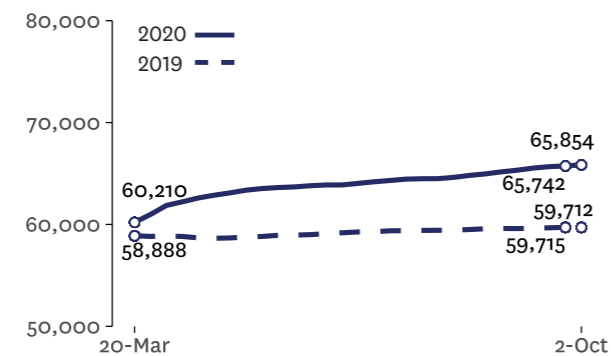
### Main benefits

Main benefit numbers are working age (those aged 18-64 years). Supplementary and hardship assistance are all ages.

7. Number of main benefit recipients

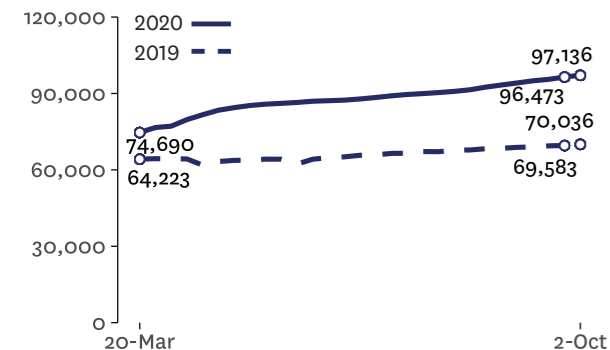


8. Number of Sole Parent Support recipients

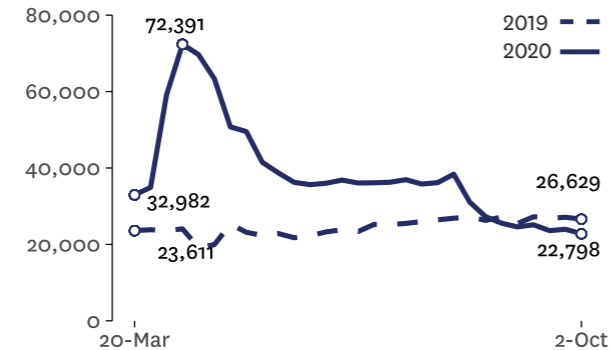


### Supplementary assistance and hardship assistance

9. Number of Temporary Additional Support and Special Benefit recipients



10. Number of Special Needs Grants granted during each week



### Wage Subsidy and Leave Payment Scheme

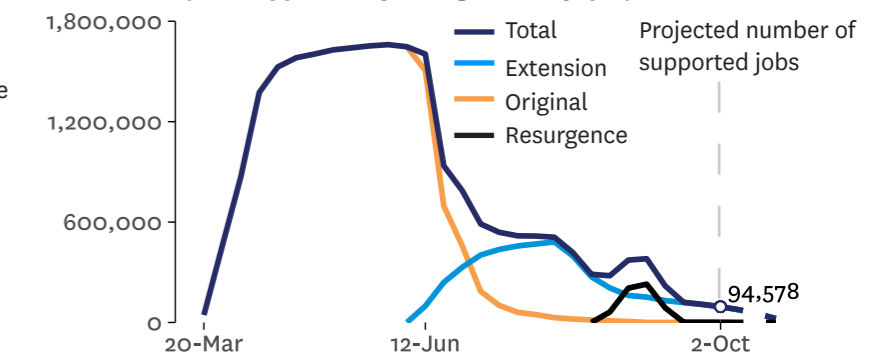
#### 94,578 jobs

currently supported by the Wage Subsidy as at 2 October 2020, of which 135 were for Original Wage Subsidy, 93,268 were for Wage Subsidy Extension, and 1,175 were for Resurgence Wage Subsidy.

**758,649** approved applications, and **\$14.0 billion** paid out, between 20 March and 2 October 2020.

The Resurgence Wage Subsidy has **294,253** jobs associated with a paid application, worth **\$315.5 million** up to 2 October 2020.

11. Number of jobs supported by a Wage Subsidy, projected and current



### Wage Subsidy Refunds

#### \$469.3 million

is the total value of refunds received up to the 2 October, an increase of \$11.5 million when compared with the week ending 25 September 2020.

#### 16,082 refunds

received in total up to the 2 October, an increase of 369 when compared with the week ending 25 September 2020.

\* In September, Statistics New Zealand released their [national estimated resident population as at June 2020, rebased to the 2018 Census](#). The rebase has resulted in higher population counts than previously estimated, and translated into a decrease in the population proportions MSD reports on. For example, 12.0 percent of the estimated working-age population received a main benefit as at August 2020, before the rebase. After the rebase, this figure has been revised to 11.7 percent.

**Receipt of main benefit** or supplementary assistance are counts of the number of people who are in primary receipt only, while CIRP recipients are counts of the total number of people supported by this payment. **Hardship grants** are counts of grants, rather than clients. A client can receive multiple grants. Special Needs Grants (SNGs) are the sum of grants during each week.

**Wage Subsidy and Leave Payment data** are point-in-time or cumulative. Cumulative data sums data from the start of the Wage Subsidy (week ending 20 March 2020), the Leave Payment (week ending 1 May 2020), Wage Subsidy Extension (week ending 12 June 2020) and the Resurgence Wage Subsidy (week ending 21 August 2020). The numbers currently reported for the Wage Subsidy and Leave Payment Scheme are counts of jobs supported.

There may be **variations when comparing quarterly and monthly, to weekly data** reported by MSD. This is due to the different business rules used, allowing for processing time for payments. During public holidays, the processing time may need to be advanced to the Thursday or the Wednesday. If a public holiday lands on the following Monday or the Friday, the monthly and quarterly data will have a different extract date from the weekly data, which is always extracted on Fridays. Caution should be exercised when comparing data between weekly, monthly, and quarterly data releases.

For **population proportions**, the estimated New Zealand population is used as at the previous June each year, unless otherwise stated. Current estimates as at June 2020 are used in this document.