

1,879 increase

in the number of working-age people receiving a main benefit, when comparing 15 May 2020 (350,735) with 8 May 2020 (348,856).

8,069 decrease

in the number of Special Needs Grants granted during the week ending 15 May 2020 (41,480), when compared with the week ending 8 May 2020 (49,549).

11.7 percent

of the estimated New Zealand working-age population received a main benefit as at 15 May 2020 (10.4 percent as at 3 January 2020).

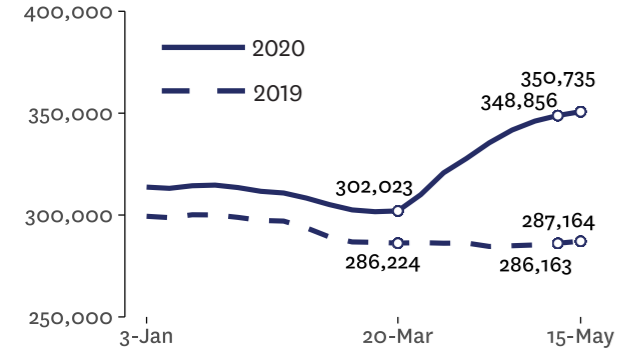
6.3 percent

of the estimated New Zealand working-age population received Jobseeker Support as at 15 May 2020 (4.9 percent as at 3 January 2020).

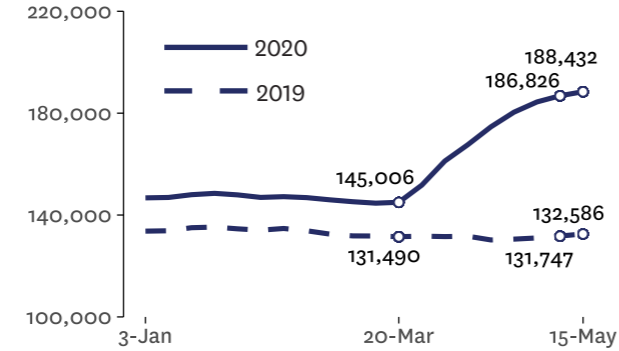
Main benefits

Main benefit numbers are working-age, those aged 18-64 years.

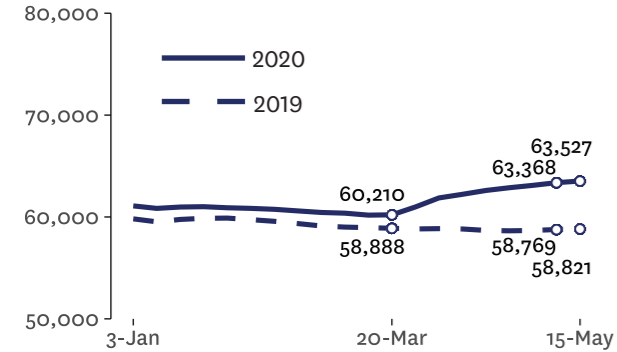
1. Number of main benefit recipients



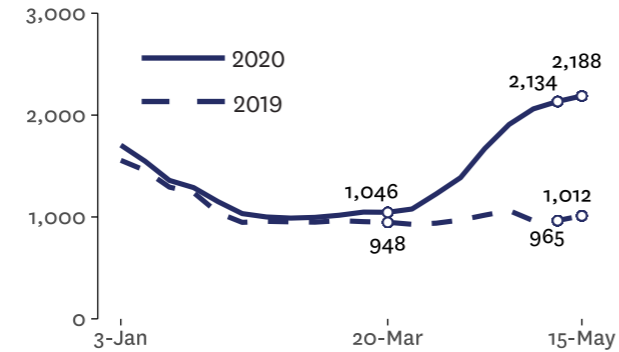
2. Number of Jobseeker Support recipients



3. Number of Sole Parent Support recipients

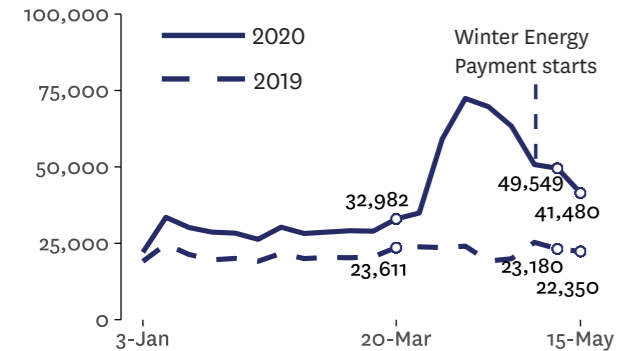


4. Number of Emergency Benefit recipients

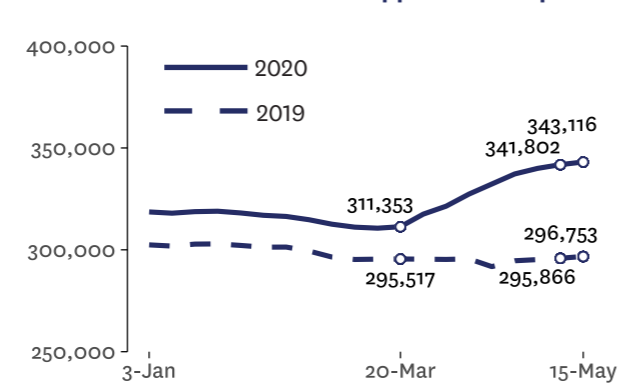


Supplementary assistance and hardship assistance

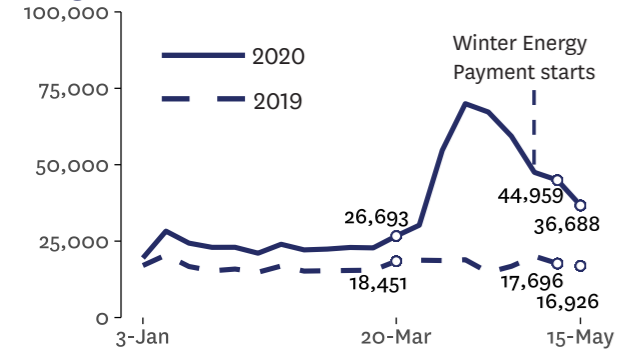
6. Number of Special Needs Grants granted during each week



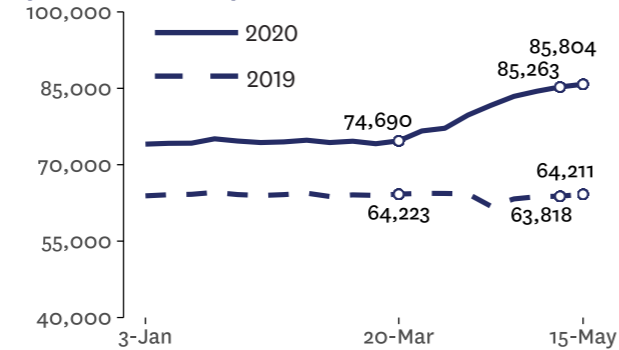
7. Number of Accommodation Supplement recipients



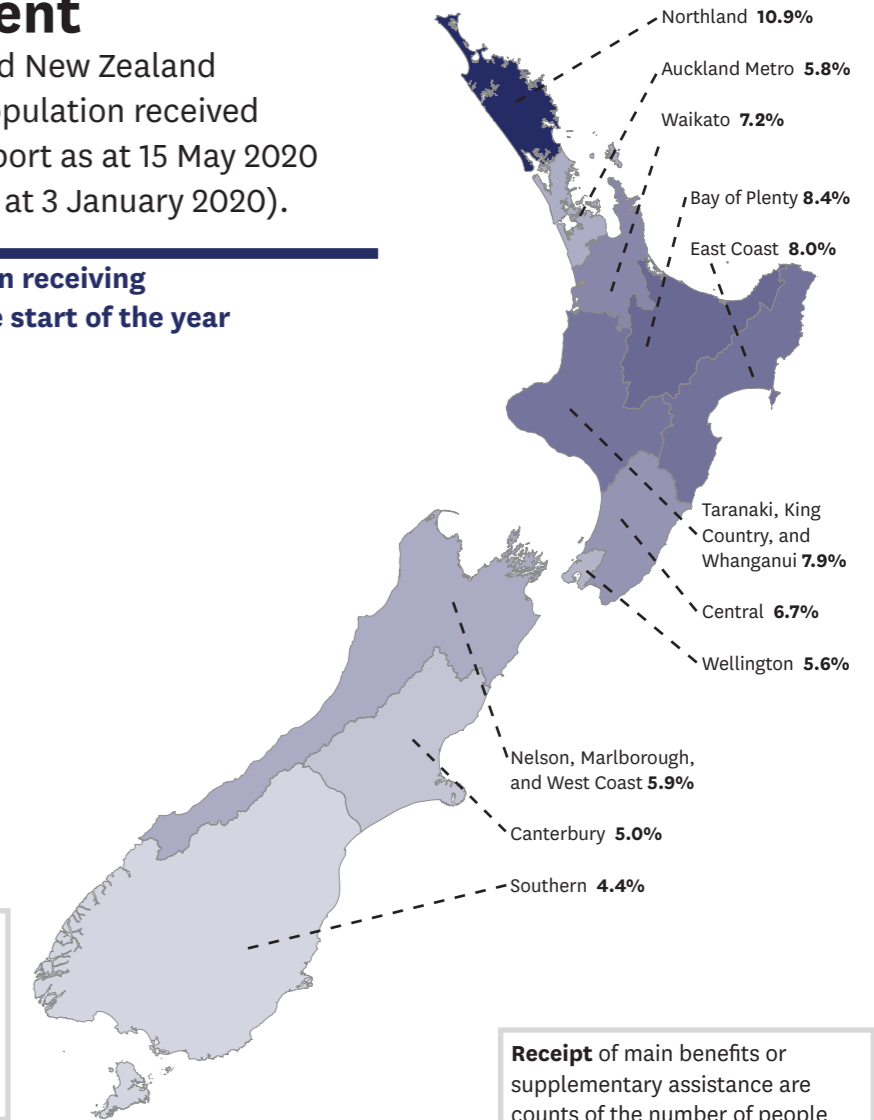
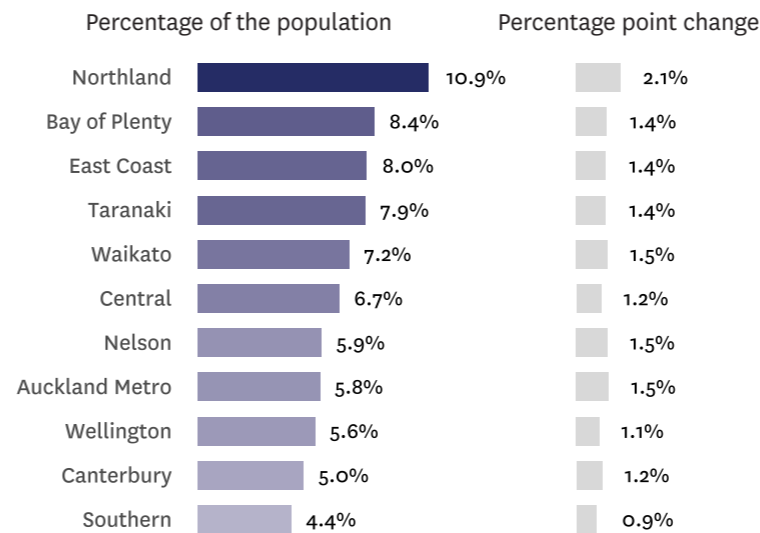
8. Number of Special Needs Grants for food granted during each week



9. Number of Temporary Additional Support and Special Benefit recipients



5. Percentage of the estimated New Zealand working-age population receiving Jobseeker Support, by Work and Income region, compared with the start of the year

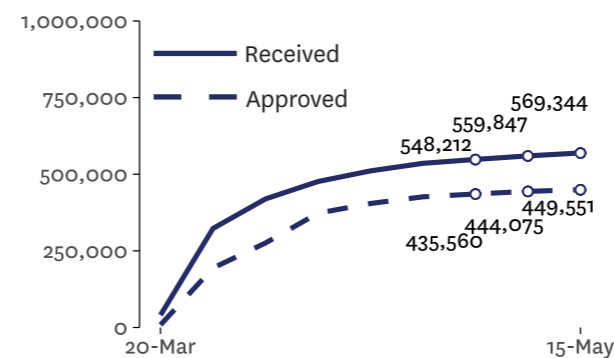


For **population proportions**, the estimated resident New Zealand population aged 18-64 years is used as at the nearest June each year. Currently estimates as at June 2019 are used in this document.

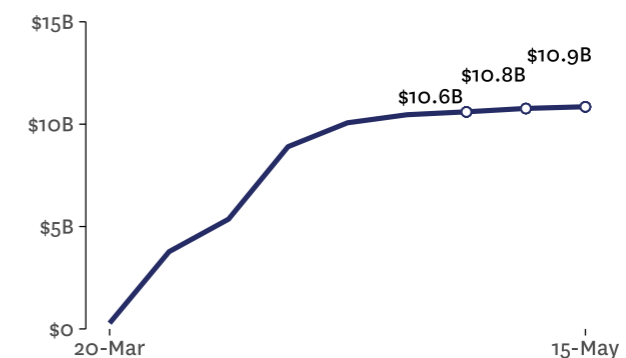
Administrative data reported on a **public holiday** may contain variations, due to manual actions not occurring on a public holiday.

Wage Subsidy and Leave Payments

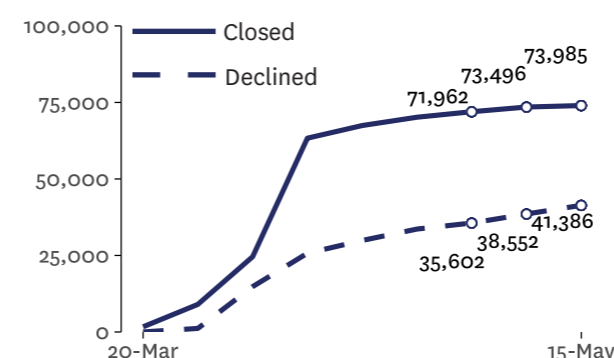
10. Number of applications received and approved



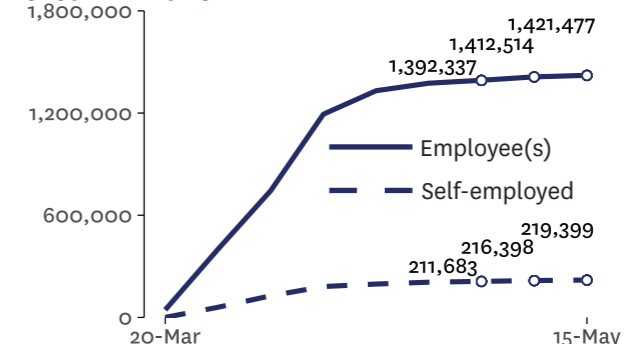
11. Amount (in billions) of applications paid



12. Number of applications closed and declined



13. Number of jobs associated with a paid application, by type of employer



Receipt of main benefits or supplementary assistance are counts of the number of people who are in primary receipt.

Hardship grants are counts of grants, rather than clients. One client can receive multiple grants.

Special Needs Grants (SNGs) are the sum of grants during each week. SNGs also include SNGs for food.

Winter Energy Payment for 2020 started on 1 May, with most first payments happening during the week ending 8 May 2020.

Wage Subsidy data sums over time from the introduction of the Wage Subsidy (17 March 2020). The data is loaded as at 2300 hours on Friday and is not available by region. From 15 May 2020, the **numbers reported** for the Wage Subsidy and Leave Payment Scheme are a count of jobs, rather than of people associated with paid applications. Count of jobs is a count of unique people associated with each business.