

1,246 increase

in the number of working-age recipients of a main benefit, when comparing 5 June 2020 (353,288) with 29 May 2020 (352,042).

597 decrease

in the number of Special Needs Grants granted during the week ending 5 June 2020 (35,637), when compared with the week ending 29 May 2020 (36,234).

11.8 percent

of the estimated New Zealand working-age population received a main benefit as at 5 June 2020 (10.4 percent as at 3 January 2020).

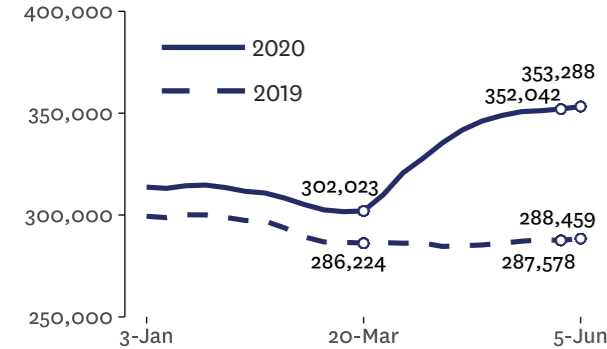
6.3 percent

of the estimated New Zealand working-age population received Jobseeker Support as at 5 June 2020 (4.9 percent as at 3 January 2020).

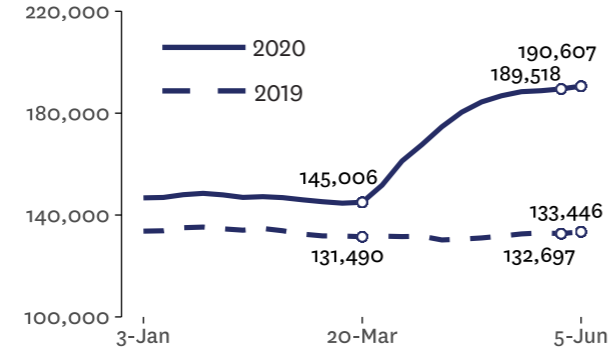
Main benefits

Main benefit numbers are working-age, or those aged 18–64 years.

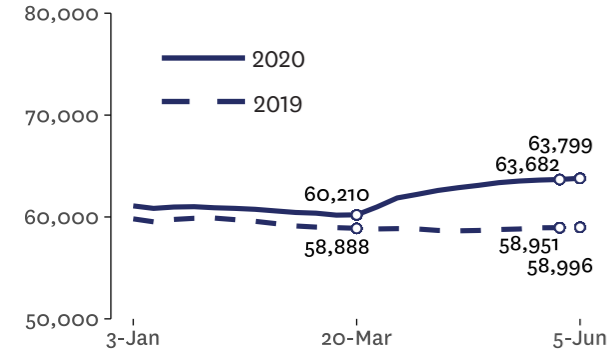
1. Number of main benefit recipients



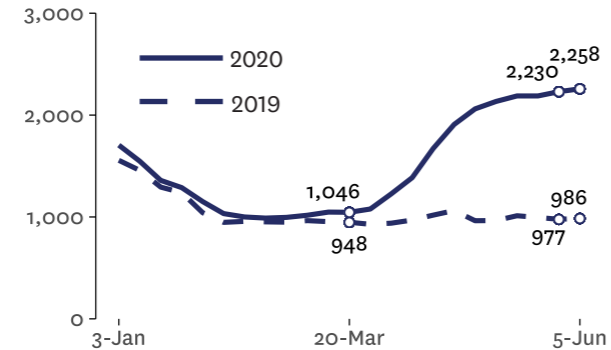
2. Number of Jobseeker Support recipients



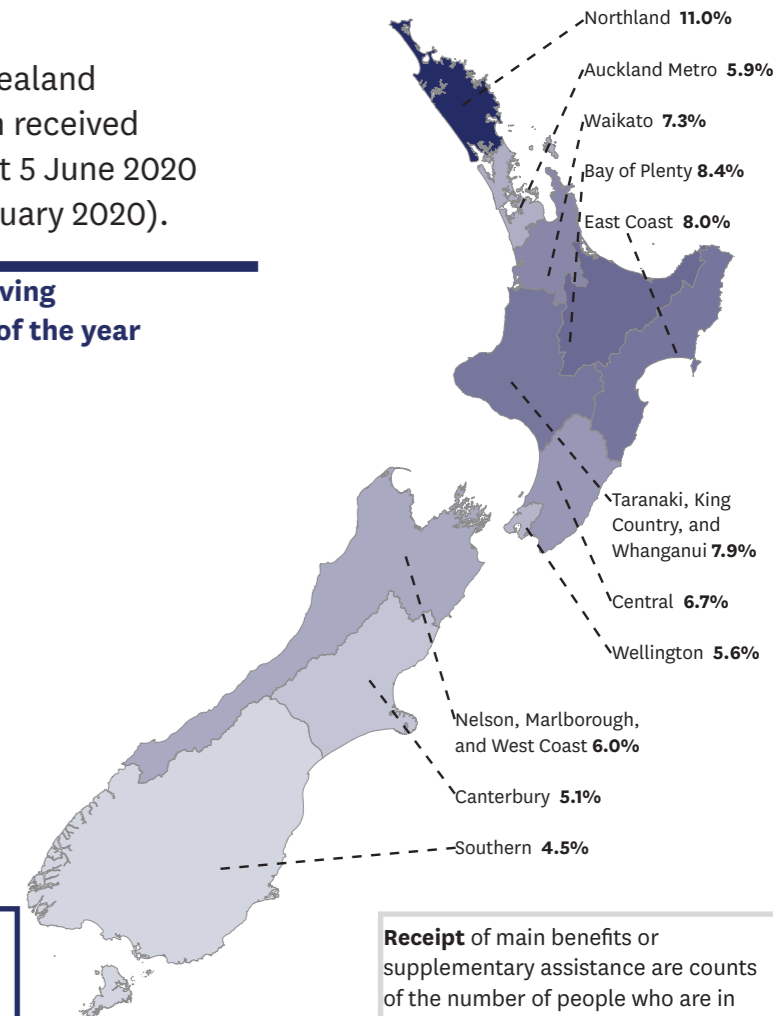
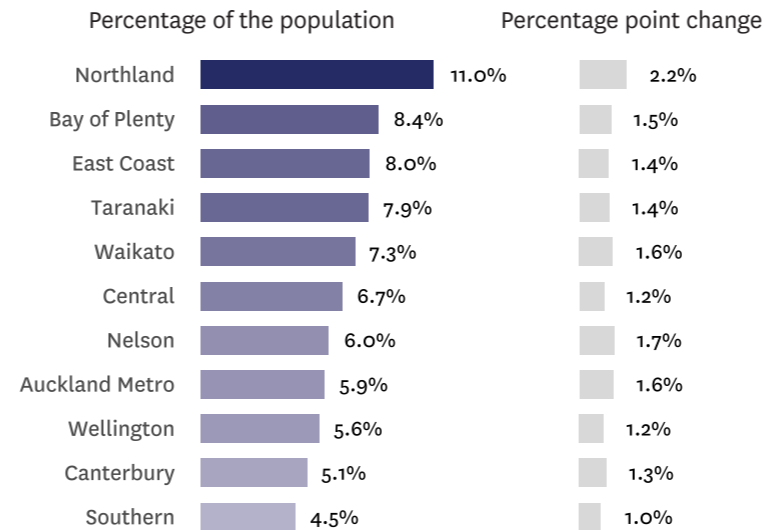
3. Number of Sole Parent Support recipients



4. Number of Emergency Benefit recipients



5. Percentage of the estimated New Zealand working-age population receiving Jobseeker Support, by Work and Income region, compared with the start of the year



Wage Subsidy Repayment

4,412 refunds*

received as at 5 June 2020, an increase of 376 when compared with the week ending 29 May 2020.

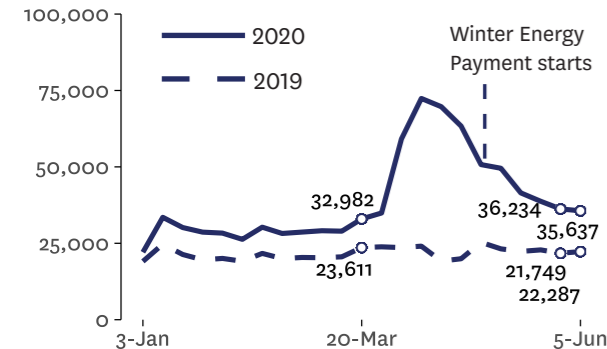
\$145.5 million*

is the value of refunds received as at 5 June 2020, an increase of \$9.1 million when compared with the week ending 29 May 2020.

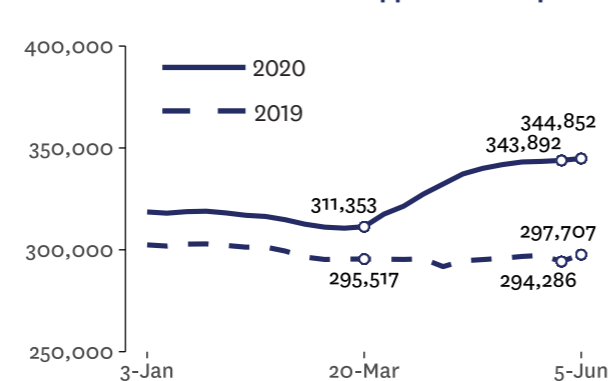
*Information is up to midday on 5 June 2020

Supplementary assistance and hardship assistance

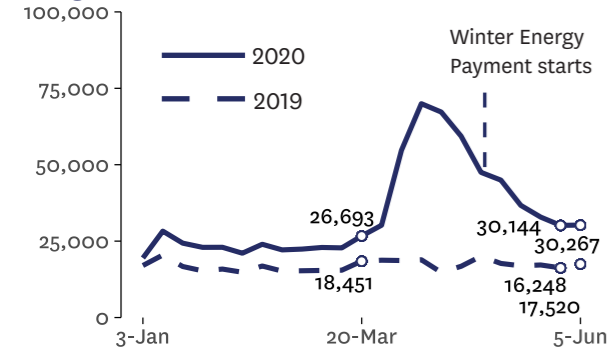
6. Number of Special Needs Grants granted during each week



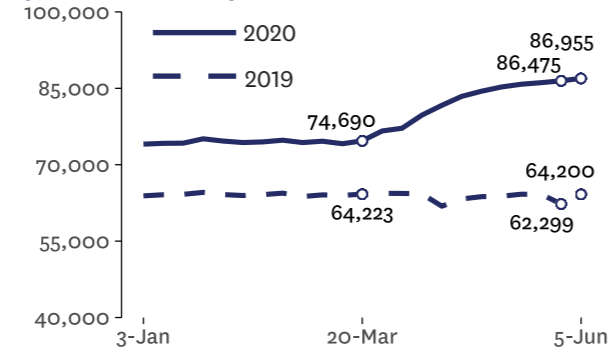
7. Number of Accommodation Supplement recipients



8. Number of Special Needs Grants for food granted during each week

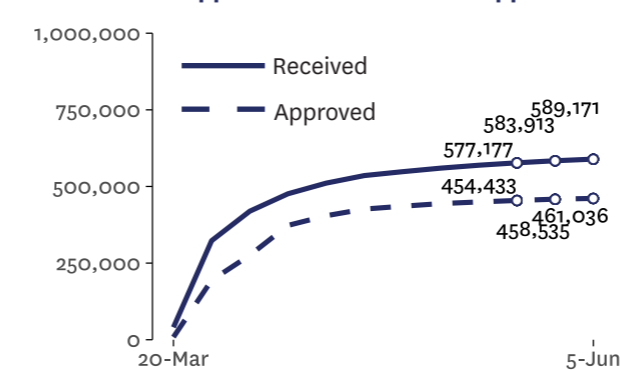


9. Number of Temporary Additional Support and Special Benefit recipients

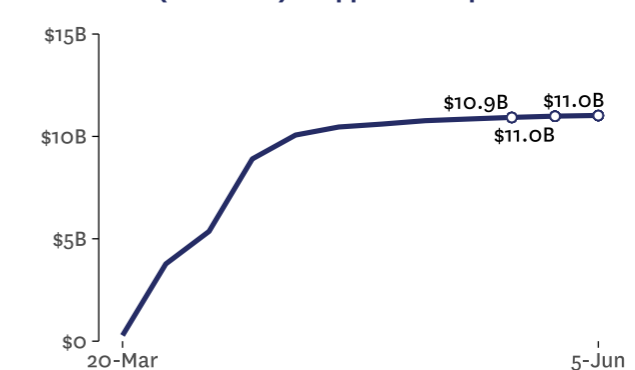


Wage Subsidy and Leave Payments

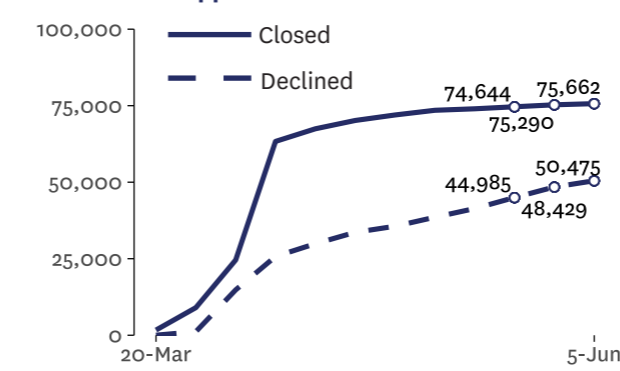
10. Number of applications received and approved



11. Amount (in billions) of applications paid



12. Number of applications closed and declined



13. Number of jobs associated with a paid application



Receipt of main benefits or supplementary assistance are counts of the number of people who are in primary receipt.

Hardship grants are counts of grants, rather than clients. A client can receive multiple grants.

Special Needs Grants (SNGs) are the sum of grants during each week. SNGs also include SNGs for food.

Wage Subsidy and Leave Payment data are cumulative data, and sums data from the start of the Wage Subsidy (week ending 20 March 2020) and of the Leave Payment (week ending 1 May 2020).

Total refunds received will not equal the number of businesses who have made refunds, as some businesses may make multiple refunds.

For **population proportions**, the estimated resident New Zealand population aged 18–64 years is used as at the nearest June each year. Current estimates as at June 2019 are used in this document.

Administrative data reported on a **public holiday** may contain variations, due to manual actions not occurring on a public holiday.

Caution should be exercised when **comparing** weekly, monthly and quarterly datasets.