

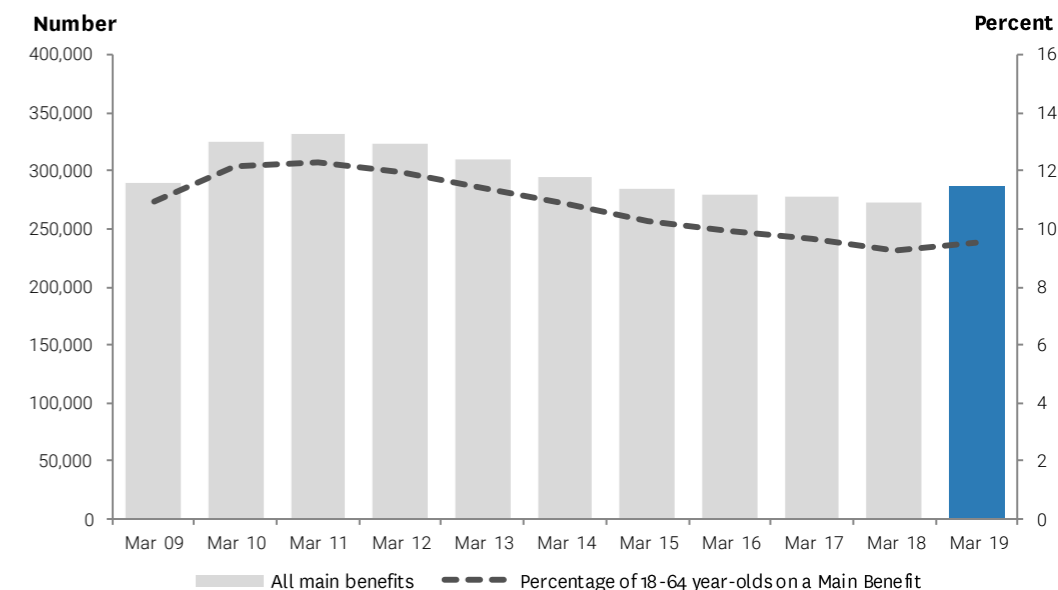
# Quarterly Working-Age Benefit Numbers – March 2019

① Unless otherwise noted: quarterly numbers presented in this document are as at the end of the quarter and clients reported on are working-age (i.e. 18-64 years).

## Main benefit categories and sub-categories

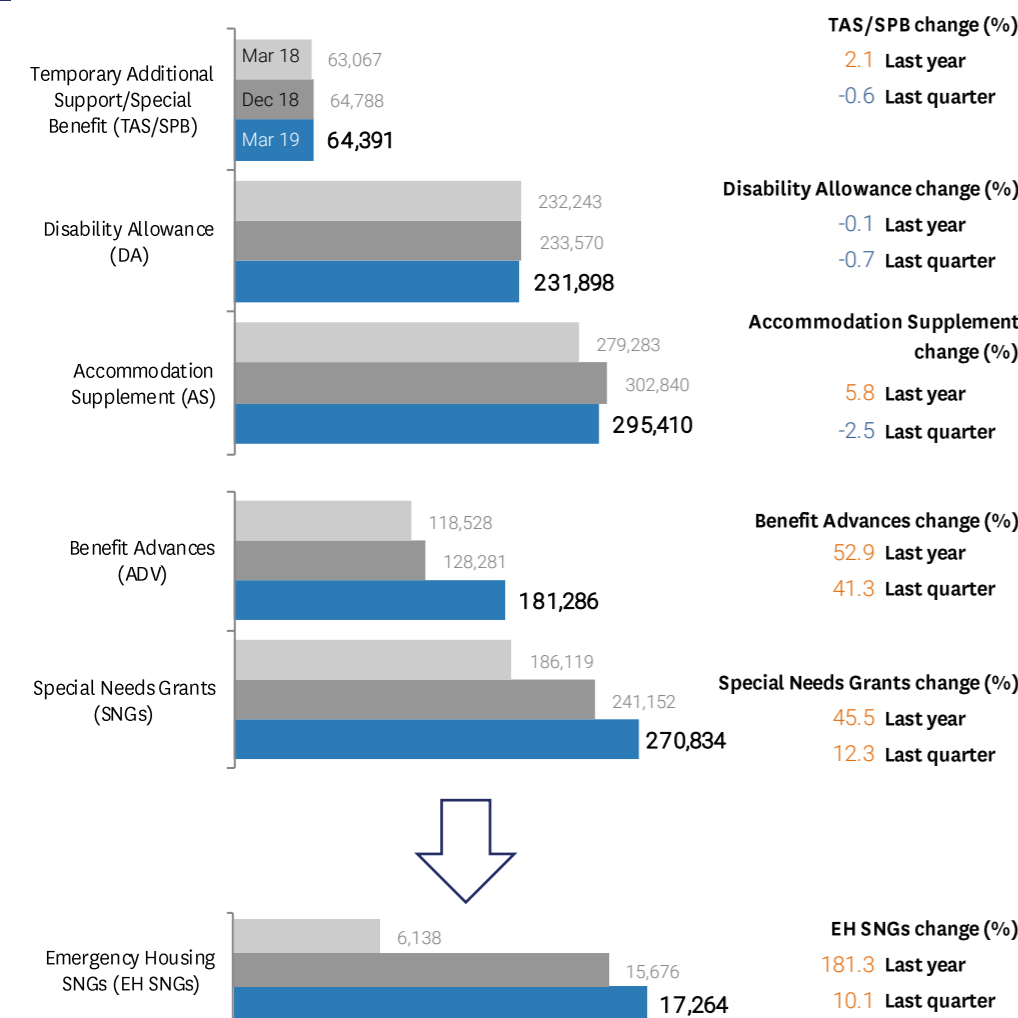
	Two-year Trend			Quarterly change		Yearly change	
	Mar 18	Dec 18	Mar 19	Number	Percent	Number	Percent
<b>All main benefits</b>	273,387	299,345	286,450	-12,895	-4.3	13,063	4.8
<b>Jobseeker Support (JS)</b>	118,755	134,048	131,720	-2,328	-1.7	12,965	10.9
Work Ready (JS - WR)	63,048	74,107	72,185	-1,922	-2.6	9,137	14.5
Health Condition and Disability (JS - HCD)	55,707	59,941	59,535	-406	-0.7	3,828	6.9
<b>Sole Parent Support (SPS)</b>	58,830	59,870	58,824	-1,046	-1.7	-6	0.0
<b>Supported Living Payment (SLP)</b>	92,473	92,687	92,503	-184	-0.2	30	0.0
Health Condition and Disability (SLP - HCD)	83,896	84,059	83,992	-67	-0.1	96	0.1
Carers (SLP - Carers)	8,577	8,628	8,511	-117	-1.4	-66	-0.8
<b>Youth Payment/Young Parent Payment</b>	1,585	1,680	1,646	-34	-2.0	61	3.8
Youth Payment (YP)	126	271	238	-33	-12.2	112	88.9
Young Parent Payment (YPP)	1,459	1,409	1,408	-1	-0.1	-51	-3.5
<b>Other main benefits</b>	1,744	11,060	1,757	-9,303	-84.1	13	0.7

## Main benefits over time



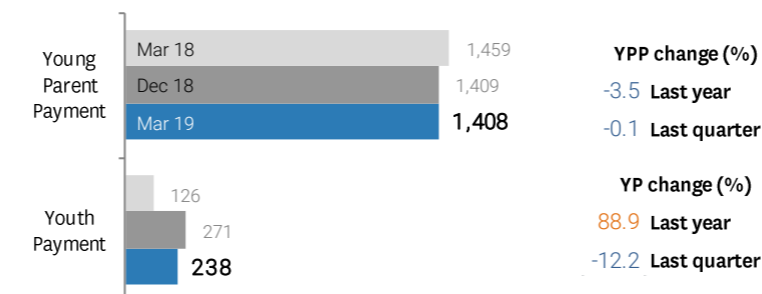
## Supplementary benefits and hardship assistance

① Supplementary and hardship assistance numbers include all recipients receiving the assistance shown, not only working-age clients. Benefit Advances and Special Needs Grants are the sum of grants over the three months of the quarter (i.e. they are not at the end of the quarter).

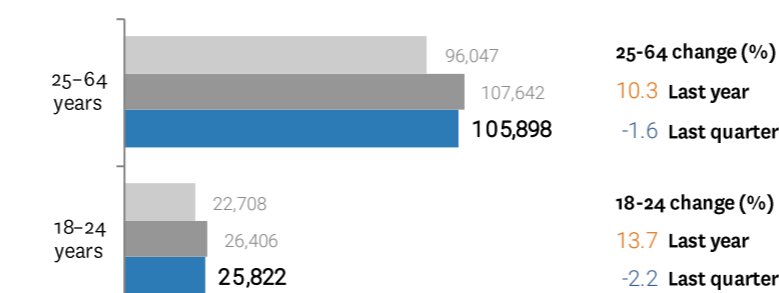


## Youth

### Youth Benefits (18 years to 24 years)



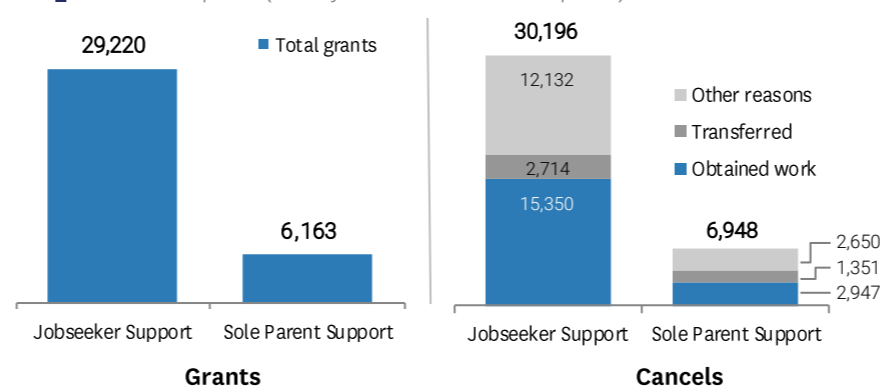
### Jobseeker Support by age-group



## Grants and cancellations of benefits

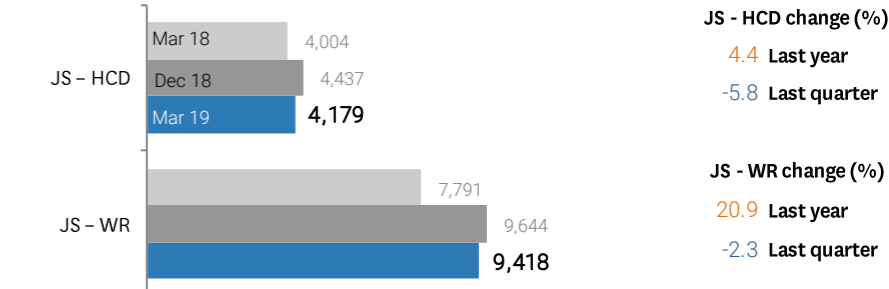
### Latest quarter

① Benefit grants and cancellations are the sum of grants and cancellations over the three months of the quarter (i.e. they are not at the end of the quarter).

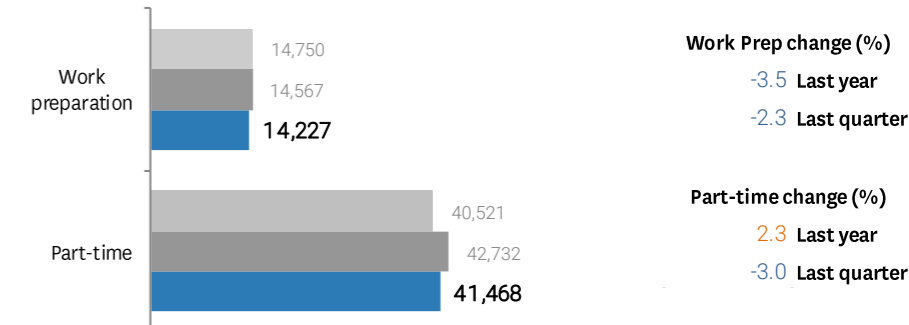


## Sole parents

### Sole parents receiving Jobseeker Support



### Sole Parent Support by work obligation



## Other main benefits

① The December 2018 Jobseeker Support - Student Hardship numbers follows a seasonal pattern when students are on a school break.

