

Emergency Housing SNGs | Apr 2024 |

Emergency housing is short-term accommodation (usually in motels) for individuals who have an urgent need because they are unable to remain in their usual place of residence. It is funded through Special Needs Grants that clients apply for when they cannot access accommodation and we have explored all the other options available to them. Grants can cover between one and 21 nights of accommodation at a time.



Amount granted
Apr 2024

\$23M

\$1.38M less than last month

Monthly Emergency Housing Special Needs Grants

6,429

378 fewer than last month

Households in emergency housing as at 30 April

2,535

90 fewer than last month

↳ Adults in emergency housing as at 30 Apr

2,865

114 fewer than last month

↳ Children in emergency housing as at 30 Apr

2,889

99 fewer than last month

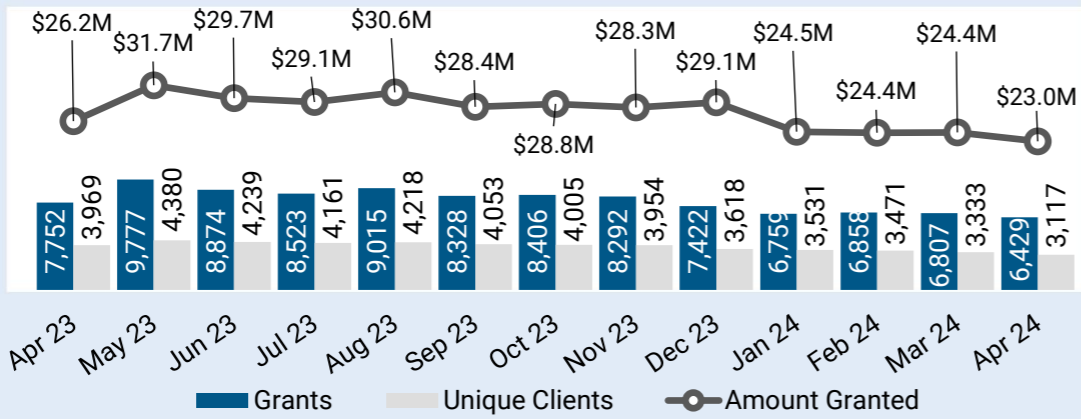
Households with children in EH for 12 weeks+ as at 30 April

646

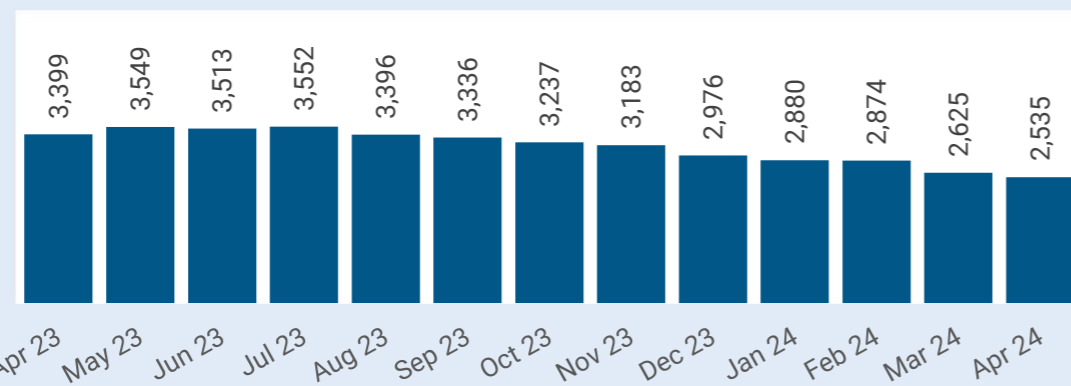
25 fewer than last month

Emergency housing – over the month and historic numbers

1 Grants/clients/amount granted over each month



2 Number of households in emergency housing – as at the end of each month



Commentary

The number of households in emergency housing has continued to decrease for the ninth consecutive month to 2,535 at the end of April 2024, down by 90 compared to last month. The number of households in emergency housing in April has returned to pre-pandemic levels.

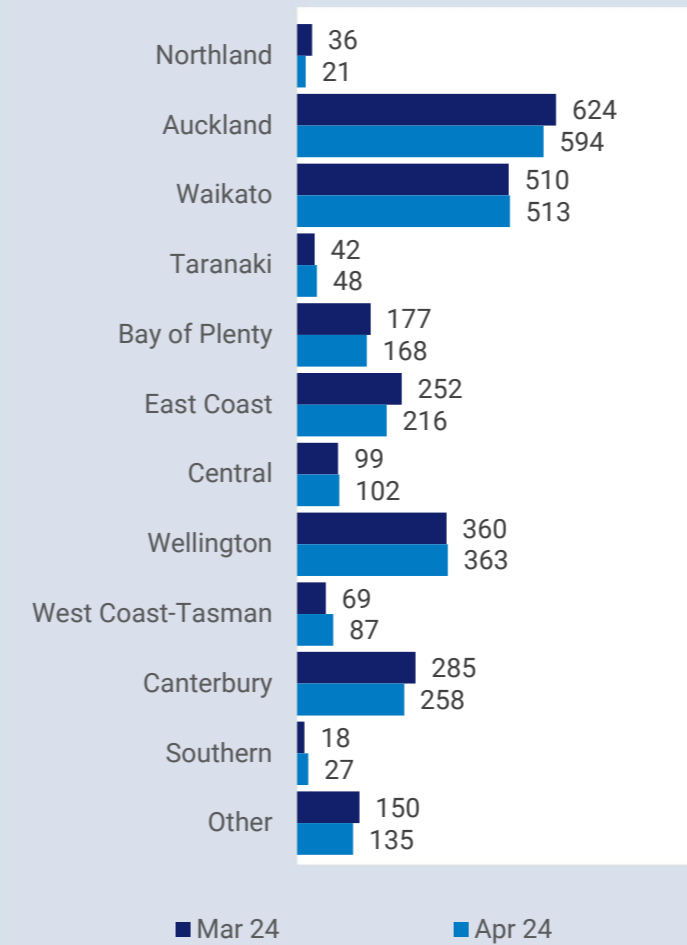
Most regions saw a decrease in the number of households, in particular the East Coast (down by 36).

The number of Emergency Housing Special Needs Grants (EH-SNGs) has decreased by 378 (5.6 percent) to 6,429 with \$1.38 million fewer granted during April 2024 compared to March 2024. The monthly decrease in the number of grants in April is a seasonal trend that has occurred since 2020.

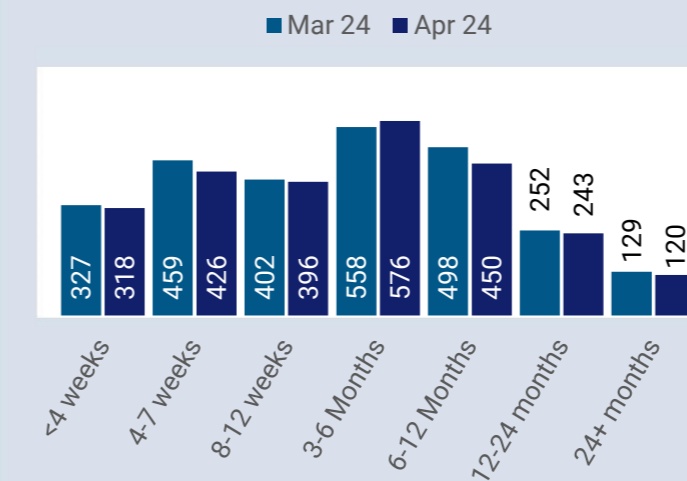
Note: Households living in Contracted Emergency Housing (CEH) in Rotorua are not included in this reporting. The new model is being piloted in Rotorua. Reporting of the number of households in CEH is currently unavailable. **Random rounding** has been applied to these figures. Figures in tables may not add up to the total due to random rounding.

Emergency housing – at the end of the month

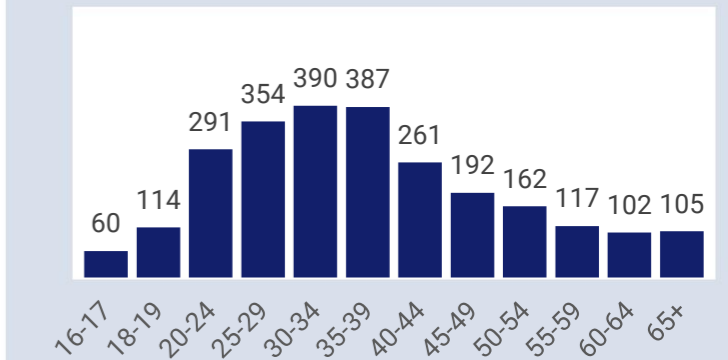
3 Households in emergency housing by MSD region – as at end of the month



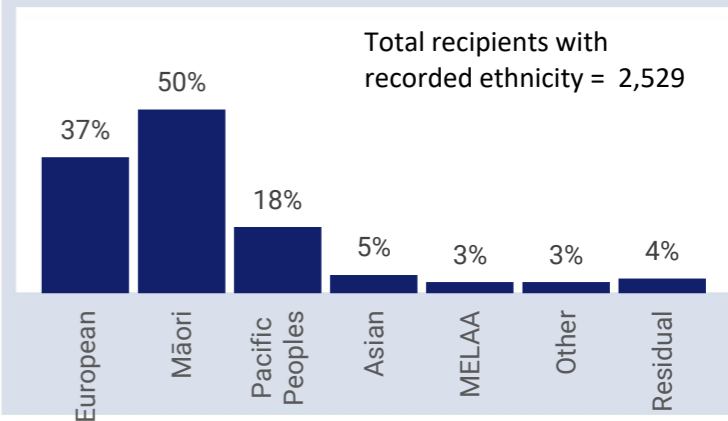
4 Households by duration in emergency housing – as at end of the month



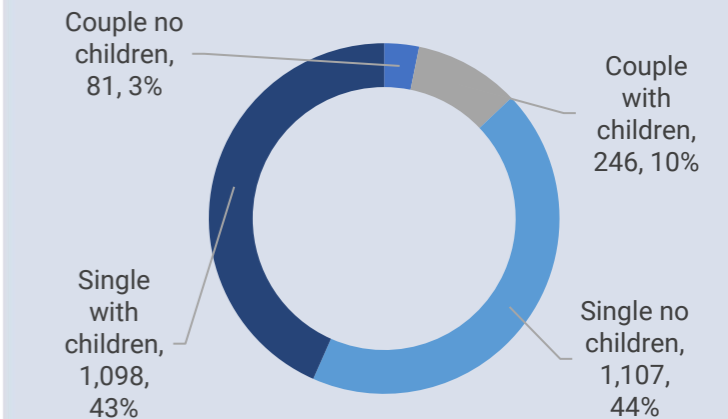
5 Age distribution of primary applicants in emergency housing – as at end of the month



6 Ethnicity* of primary applicant in emergency housing – as at end of the month



7 Household composition – as at end of the month



Public Housing Register | 30 Apr 2024

The Public Housing Register is a non-time bound list of all applicants eligible to be placed in public housing. Applicants complete a public housing assessment which determines eligibility and priority for public housing against an agreed set of criteria, which is then used to assist the public housing provider in matching to the most appropriate property.

As at 30 Apr 2024

Housing Register

24,465

1,065 fewer than last month

Transfer Register*

5,049

102 fewer than last month

Public Housing Register

29,514

1,164 fewer than last month

New applications that entered the Public Housing Register

2,007

306 fewer than last month

Housed in public housing

921

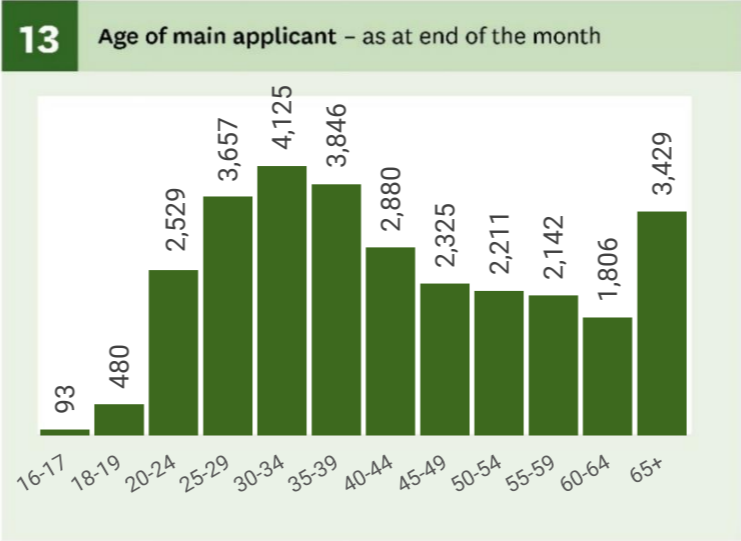
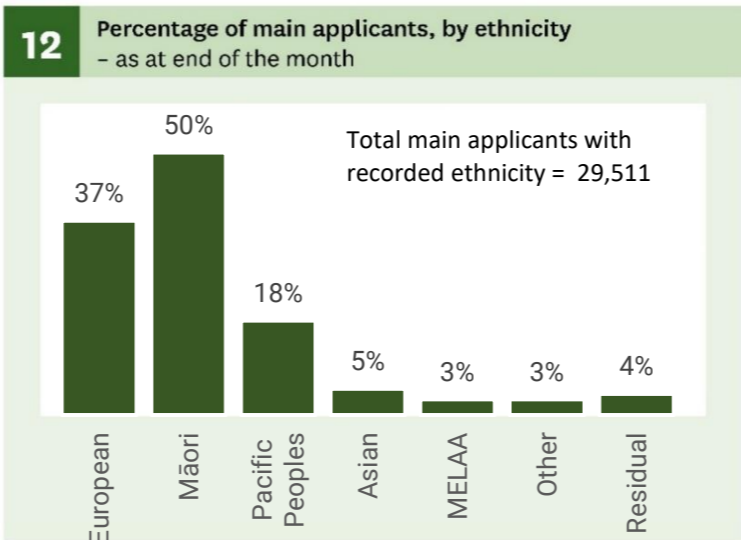
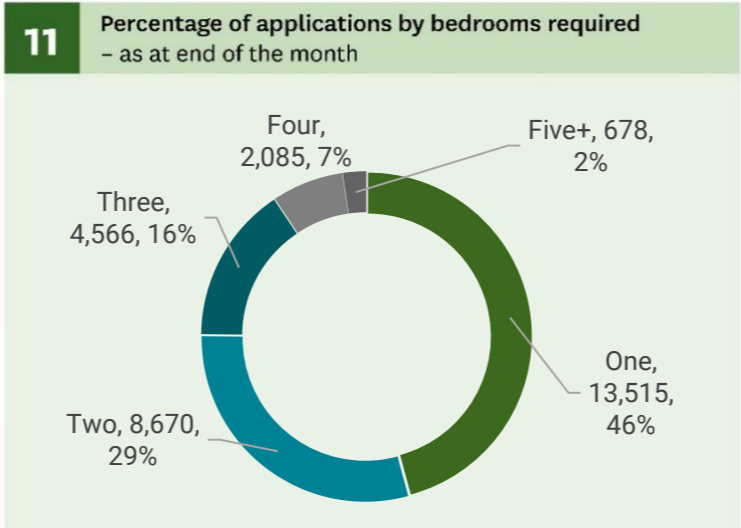
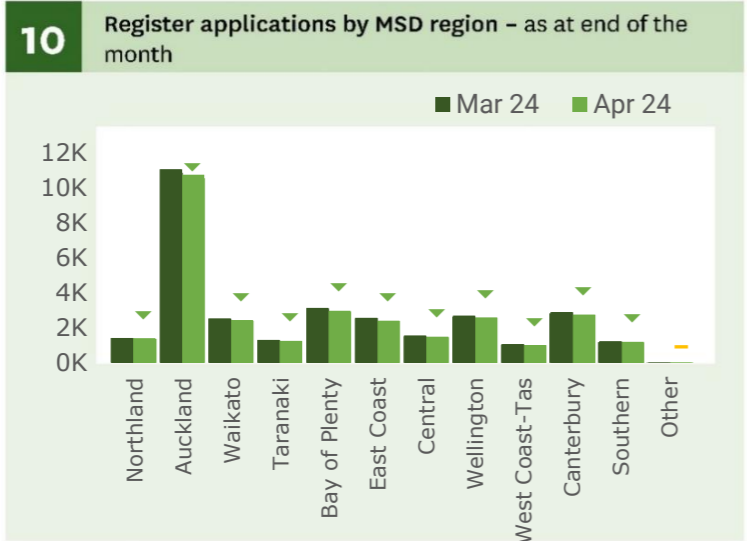
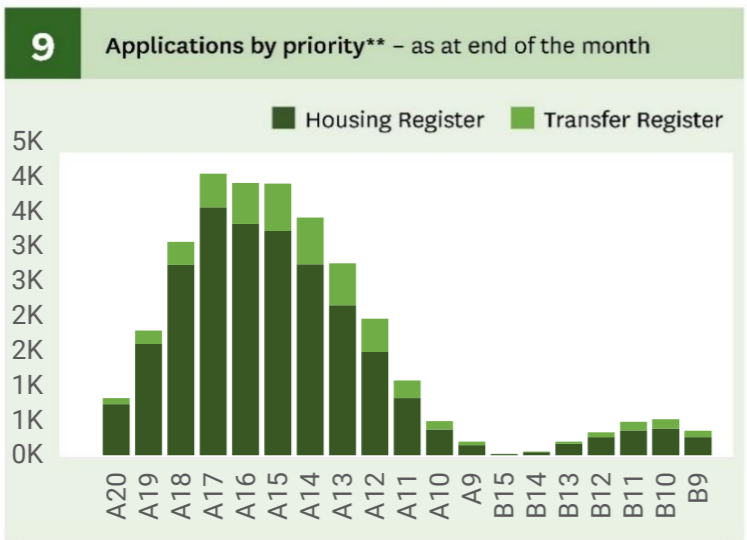
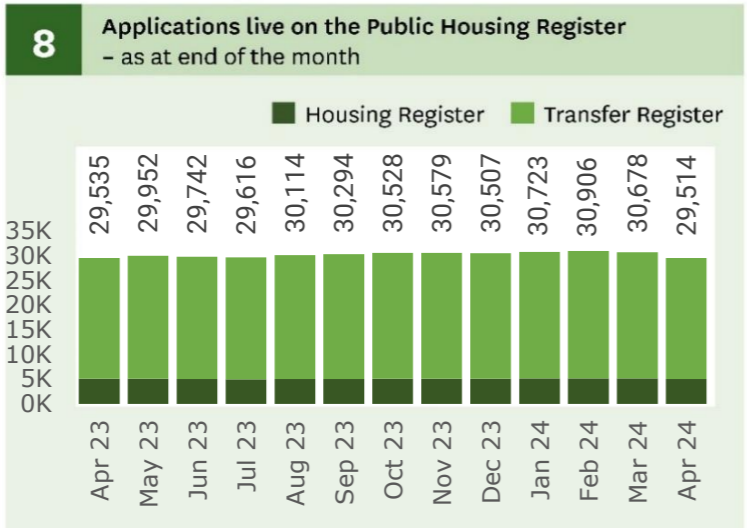
138 more than last month

*People who already live in public housing, but have applied and are eligible to transfer to another property are placed on the Transfer Register.

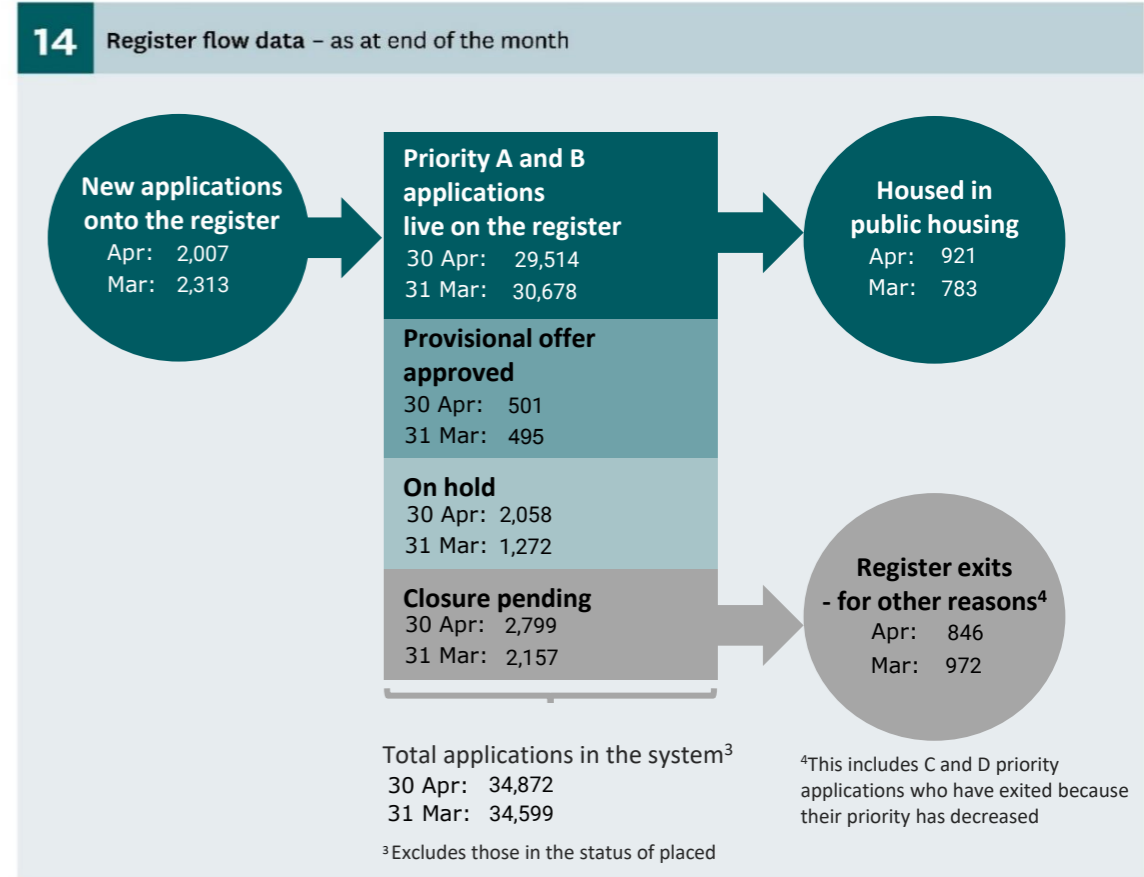
**Graph 9 - Info on the SAS criteria used to determine eligibility and priority can be found here: www.workandincome.govt.nz/map/social-housing/assessment-of-eligibility/index.html

Random Rounding has been applied to these figures. Figures in tables may not add up to the total due to random rounding.

Public Housing Register numbers



Public Housing Register flow



Commentary

The number of Public Housing Register applications has decreased by 1,164 (3.8 percent) to 29,514 at the end of April 2024.

This decrease is potentially due to fewer new applications onto the register and more applicants being housed in public housing in April compared to March 2024. All regions saw an decrease in the number of Public Housing Register applications.

Of the 921 applicants who were housed, 438 (47.6 percent) were households with children, 33 more than March 2024.

¹MSD reports total response ethnicity. This means if a person identifies with more than one ethnic group, they are counted in each applicable group and the sum of responses for all ethnic groups may exceed 100%. For more information www.msd.govt.nz/about-msd-and-our-work/tools/how-we-report-ethnicity.html. Note, MELAA refers to Middle Eastern, Latin American, and African.